

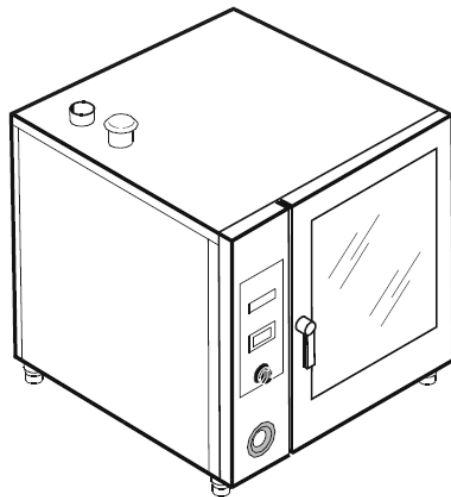


First Choice Group

SPARE PARTS DIAGRAM FOR



Combination Oven
HD6 & HD10

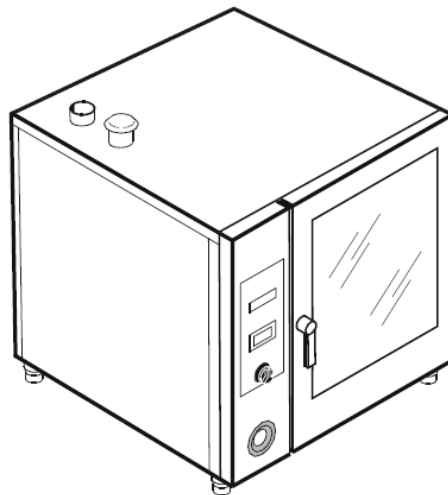


First Choice Group
Blakeney Way, Kingswood Lakeside
Cannock, Staffs, WS11 8LD
TEL: 01543 577778 FAX: 01543504141
Email: enquires@firstchoice-cs.co.uk
Web: www.firstchoice-cs.co.uk

en

CE Versions 3NPE400V 50Hz /60Hz

Exploded drawings Electric and Gas Combisteamer



Model	Serial-No. / date	
	from	until
Electric:		
HansDampf Junior	05021032 // 10/2005	-
HansDampf 6.1	05020999 // 10/2005	-
HansDampf 6.2 Maxi	05020999 // 10/2005	-
HansDampf 10.1	05020999 // 10/2005	-
HansDampf 10.2 Maxi	05020999 // 10/2005	-
HansDampf 20.1	05021152 // 11/2005	-
HansDampf 20.2 Maxi	05021152 // 11/2005	-
Gas:		
HansDampf 6.1	All units	
HansDampf 6.2 Maxi	All units	
HansDampf 10.1	All units	
HansDampf 10.2 Maxi	All units	
HansDampf 20.1	All units	
HansDampf 20.2 Maxi	All units	

23.02.2007 KD/KA

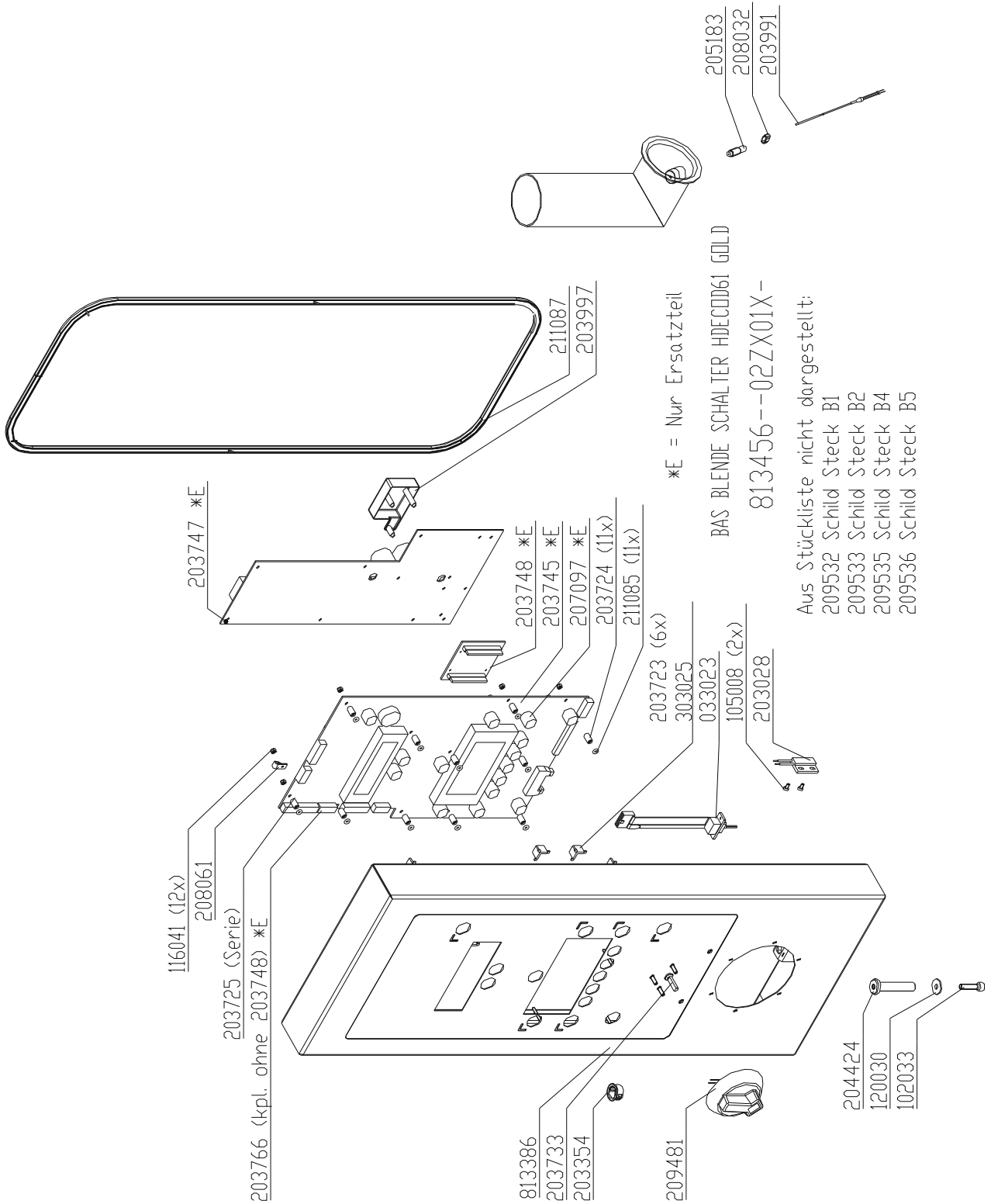
Contents

Exploded drawings HD6.x & HD10.x	6
Front panel HD6.x Gold.....	7
Front panel HD6.x Silver.....	8
Front panel HD10.x Gold.....	9
Front panel HD10.x Silver.....	10
Electric assembly 3NPE 400V HD6.1.....	11
Electric assembly 3NPE 400V HD6.2.....	12
Electric assembly 3NPE 400V HD10.1.....	13
Electric assembly 3NPE 400V HD10.2.....	14
Gas assembly HD6.1 (Gas unit).....	15
Gas assembly HD6.2 (Gas unit).....	16
Gas assembly HD10.1 (Gas unit).....	17
Gas assembly HD10.2 (Gas unit).....	18
Core temperature probe HD6.x & HD10.x.....	19
Tube carrier box & handshower HD6.x & HD10.x (electric unit).....	20
Tube carrier box & handshower HD6.x & HD10.x (Gas unit).....	21
Water assembly 50Hz with WaveClean HD6.x & HD10.x.....	22
(valid until serial-no. 06020539 // 05/2006).....	
Water assembly 50Hz with WaveClean HD6.x & HD10.x.....	23
(Valid from serial-no. 06020540 // 05/2006).....	
Water assembly 60Hz with WaveClean HD6.x & HD10.x.....	24
(Valid until serial-no. 06020539 // 05/2006).....	
Water assembly 60Hz with WaveClean HD6.x & HD10.x.....	25
(Valid from serial-no. 06020540 // 05/2006).....	
Water assembly without WaveClean HD6.x & HD10.x.....	26
(Valid until serial-no. 06020539 // 05/2006).....	
Water assembly without WaveClean HD6.x & HD10.x.....	27
(Valid from serial-no. 06020540 // 05/2006).....	
Chassis HD6.x (electric unit).....	28
Chassis HD10.x (electric unit).....	29
Chassis HD6.x (gas unit).....	30
Chassis HD10.x (gas unit).....	31
Chassis door area HD6.x, right hand hinged (electric unit).....	32
Chassis door area HD6.x, left hand hinged (electric unit).....	33
Chassis door area HD10.x, right hand hinged (electric unit).....	34
Chassis door area HD10.x, left hand hinged (electric unit).....	35
Chassis door area HD6.x, left hand hinged (gas unit).....	36
Chassis door area HD6.x, right hand hinged (gas unit).....	37
Chassis door area HD10.x, right hand hinged (gas unit).....	38
Chassis door area HD10.x, left hand hinged (gas unit).....	39
Exploded drawings HD20.x	40
Front panel HD20.x Silver.....	41
Front panel HD20.x Gold.....	42
Electric assembly (contactor controlled version) HD20.1.....	43
(Valid until serial-no. 06021061 // 08/2006).....	
Electric assembly 3NPEAC 400V HD20.1.....	44
Electric assembly 3NPEAC 400V HD20.2.....	45
Gas assembly HD20.1 (Gas unit).....	46

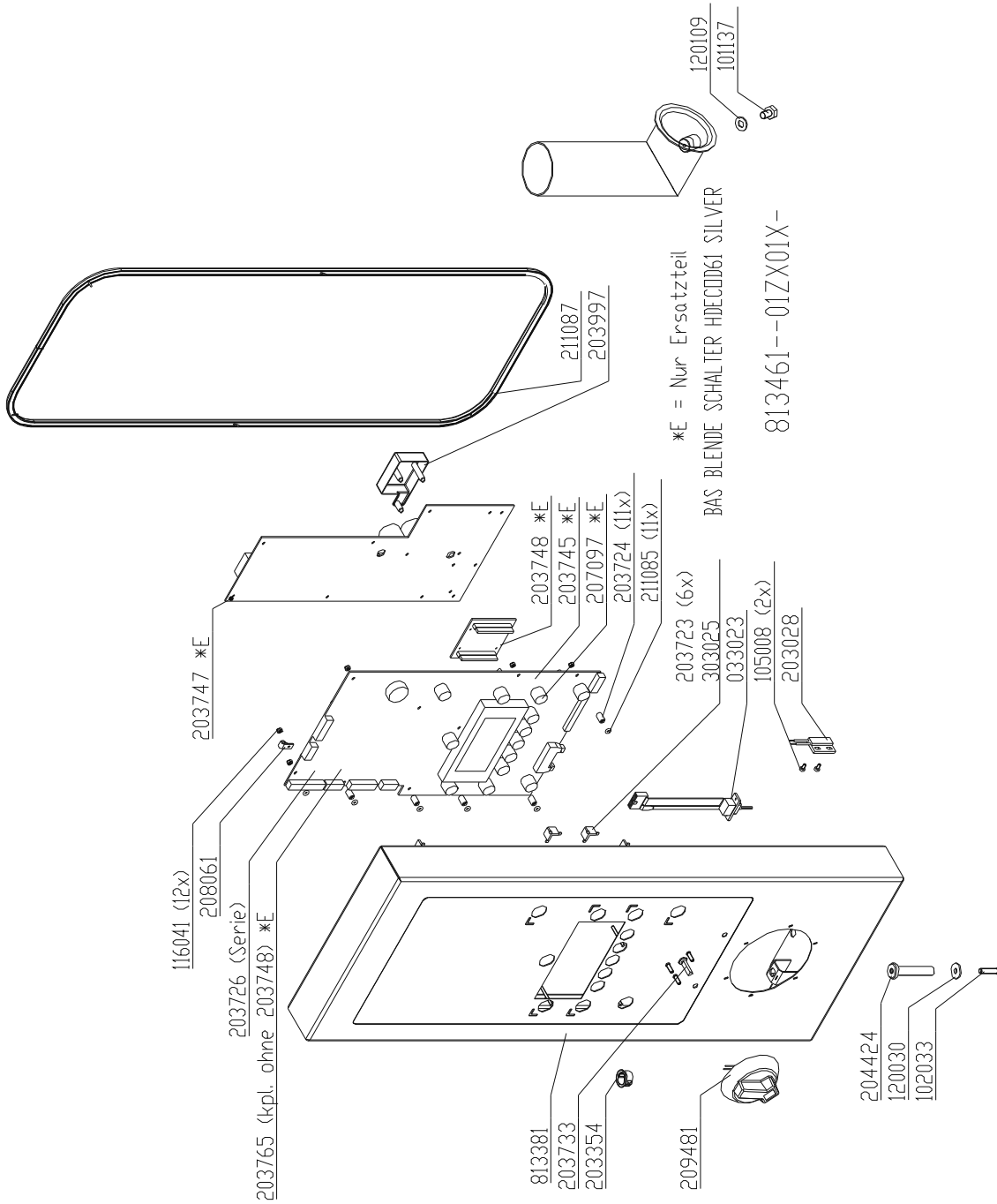
Gas assembly HD20.2 (Gas unit).....	47
Core temperature probe HD20.x.....	48
Tube carrier box & handshower HD20.x (electric unit).....	49
Tube carrier box & handshower HD20.x (Gas unit).....	50
Water assembly 50Hz with WaveClean HD20.x.....	51
(valid until serial-no. 06020539 // 05/2006).....	
Water assembly 50Hz with WaveClean HD20.x.....	52
(Valid from serial-no. 06020540 // 05/2006).....	
Water assembly 60Hz with WaveClean HD20.x.....	53
(Valid until serial-no. 06020539 // 05/2006).....	
Water assembly 60Hz with WaveClean HD20.x.....	54
(Vailid from serial-no. 06020540 // 05/2006).....	
Water assembly without WaveClean HD20.x.....	55
(Valid until serial-no. 06020539 // 05/2006).....	
Water assembly without WaveClean HD20.x.....	56
(Valid from serial-no. 06020540 // 05/2006).....	
Chassis HD20.x (electric unit).....	57
Chassis HD20.x (gas unit).....	58
Chassis door area HD20.x, right hand hinged (electric unit).....	59
Chassis door area HD20.x, left hand hinged (electric unit).....	60
Chassis door area HD20.x, right hand hinged (gas unit).....	61
Chassis door area HD20.x, left hand hinged (gas unit).....	62
trolley, lengthwise HD20.1.....	63
Trolley HD20.1, crosswise.....	64
trolley HD20.2.....	65
Exploded drawings HD Junior.....	66
Soft water assembly HD Junior.....	67
Cold water assembly HD Junior.....	68
Fan motor & heating system HD Junior.....	69
Electric group HD Junior.....	70
Front panel HD Junior.....	71
Appliance main view HD Junior.....	72
Spare part list.....	73

Exploded drawings HD6.x & HD10.x

Front panel HD6.x Gold



Front panel HD6.x Silver



Aus Stückliste nicht dargestellt:
209532 Schild Steck B1
209533 Schild Steck B2
209535 Schild Steck B4

Front panel HD10.x Gold

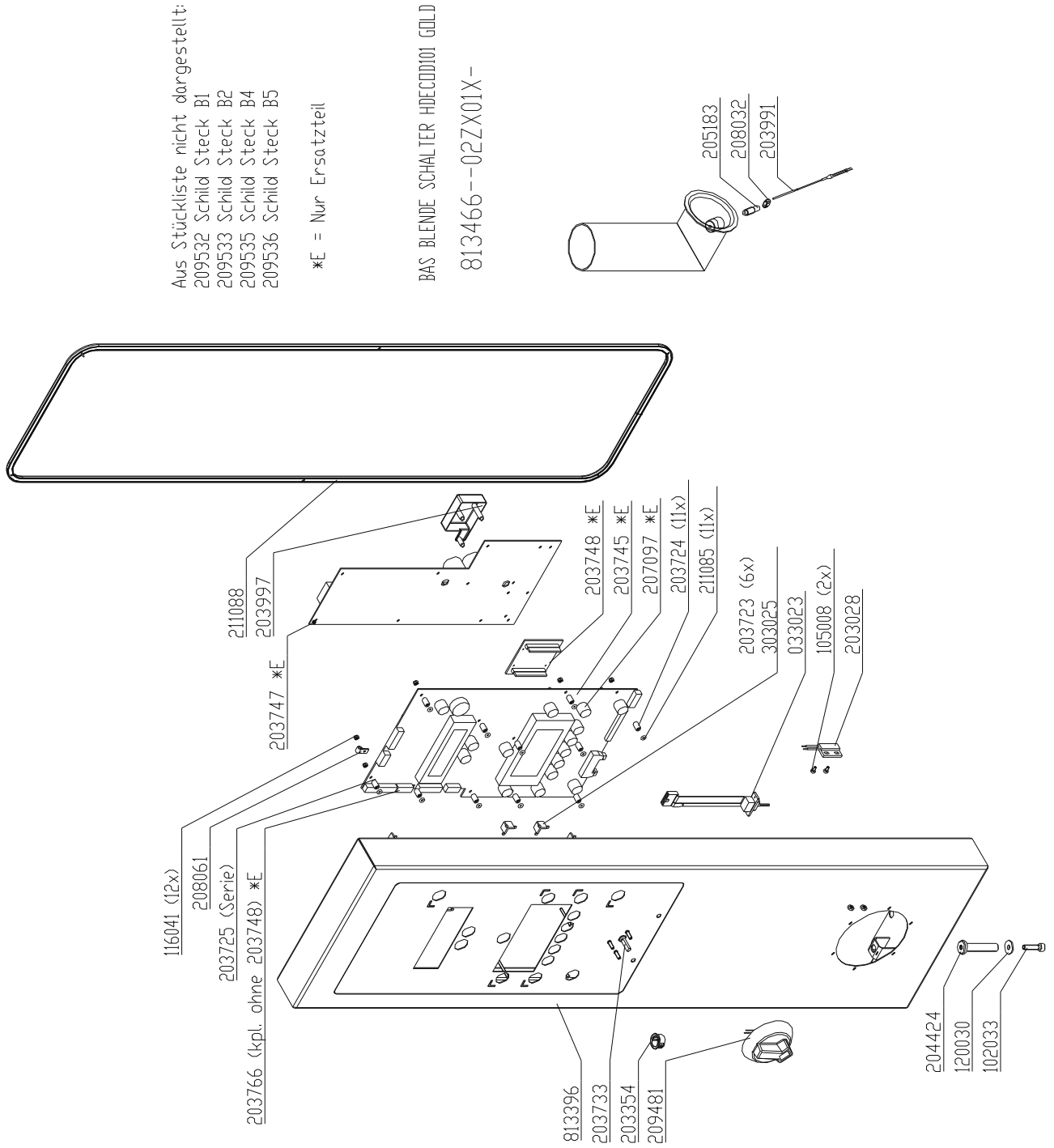
Aus Stückliste nicht dargestellt:

- 209532 Schild Steck B1
- 209533 Schild Steck B2
- 209535 Schild Steck B4
- 209536 Schild Steck B5

*E = Nur Ersatzteil

BAS BLENDE SCHALTER HDEC00101 GOLD

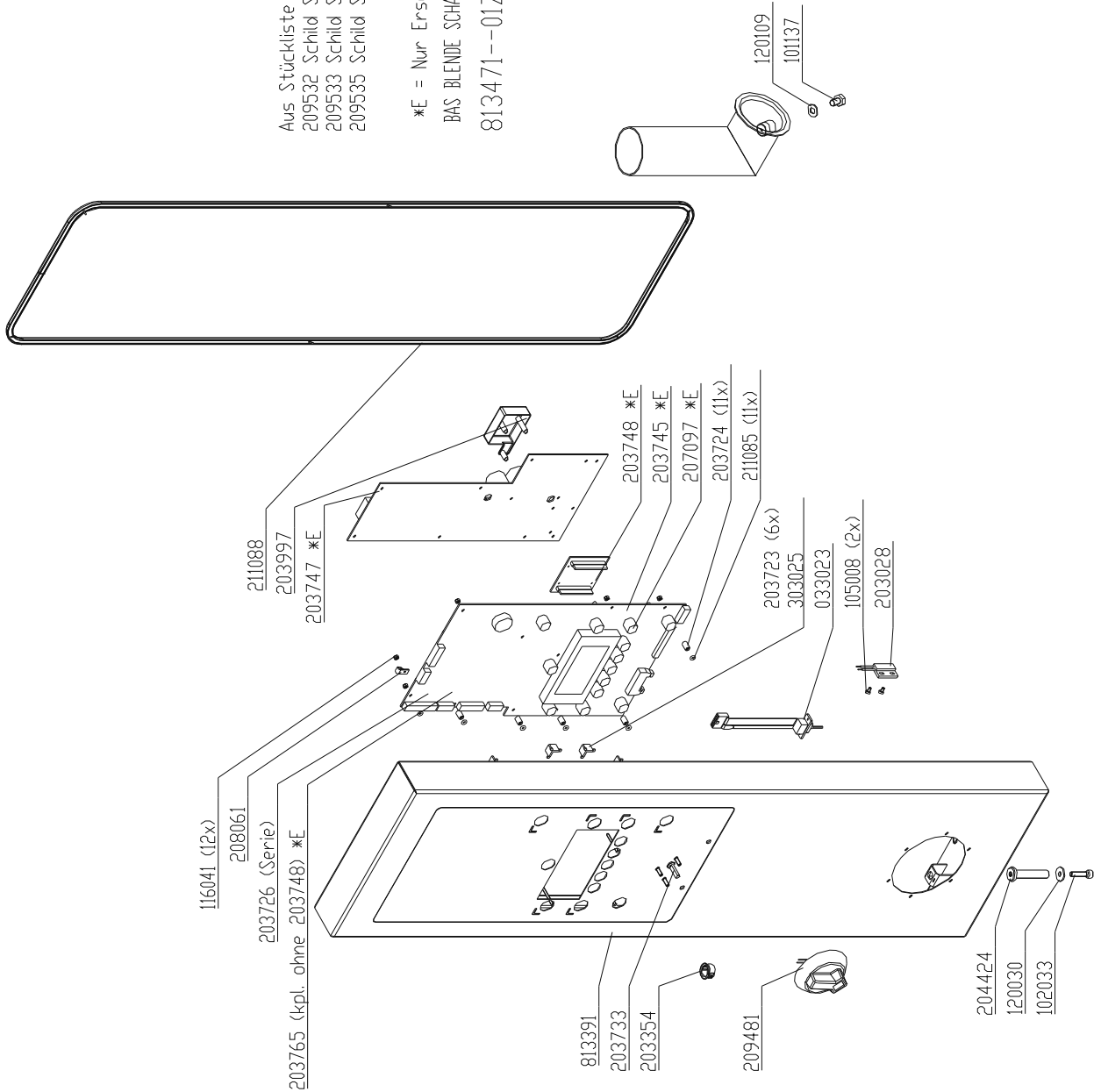
813466--02ZX01X-



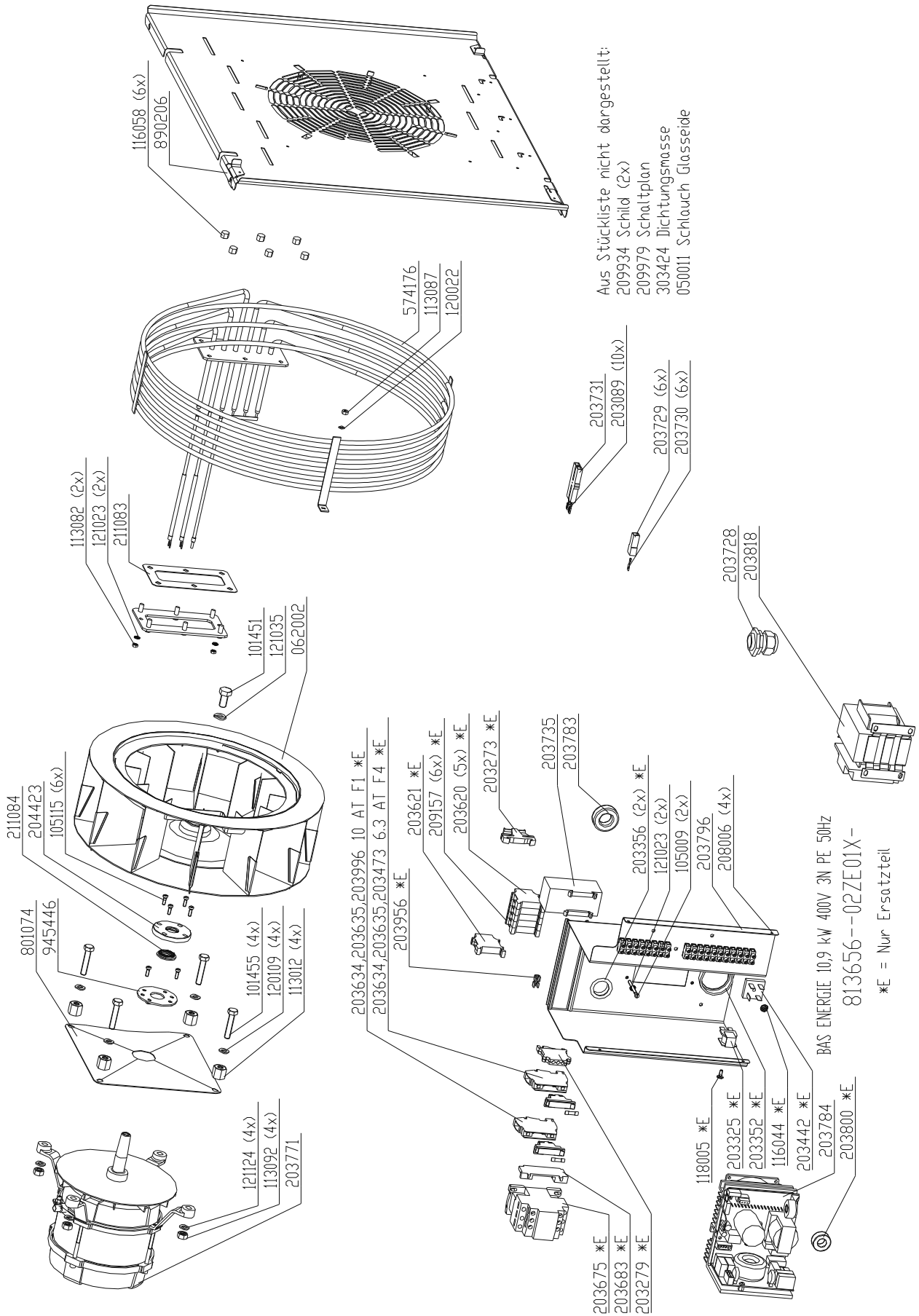
Front panel HD10.x Silver

Aus Stückliste nicht dargestellt:
 209532 Schild Steck B1
 209533 Schild Steck B2
 209535 Schild Steck B4

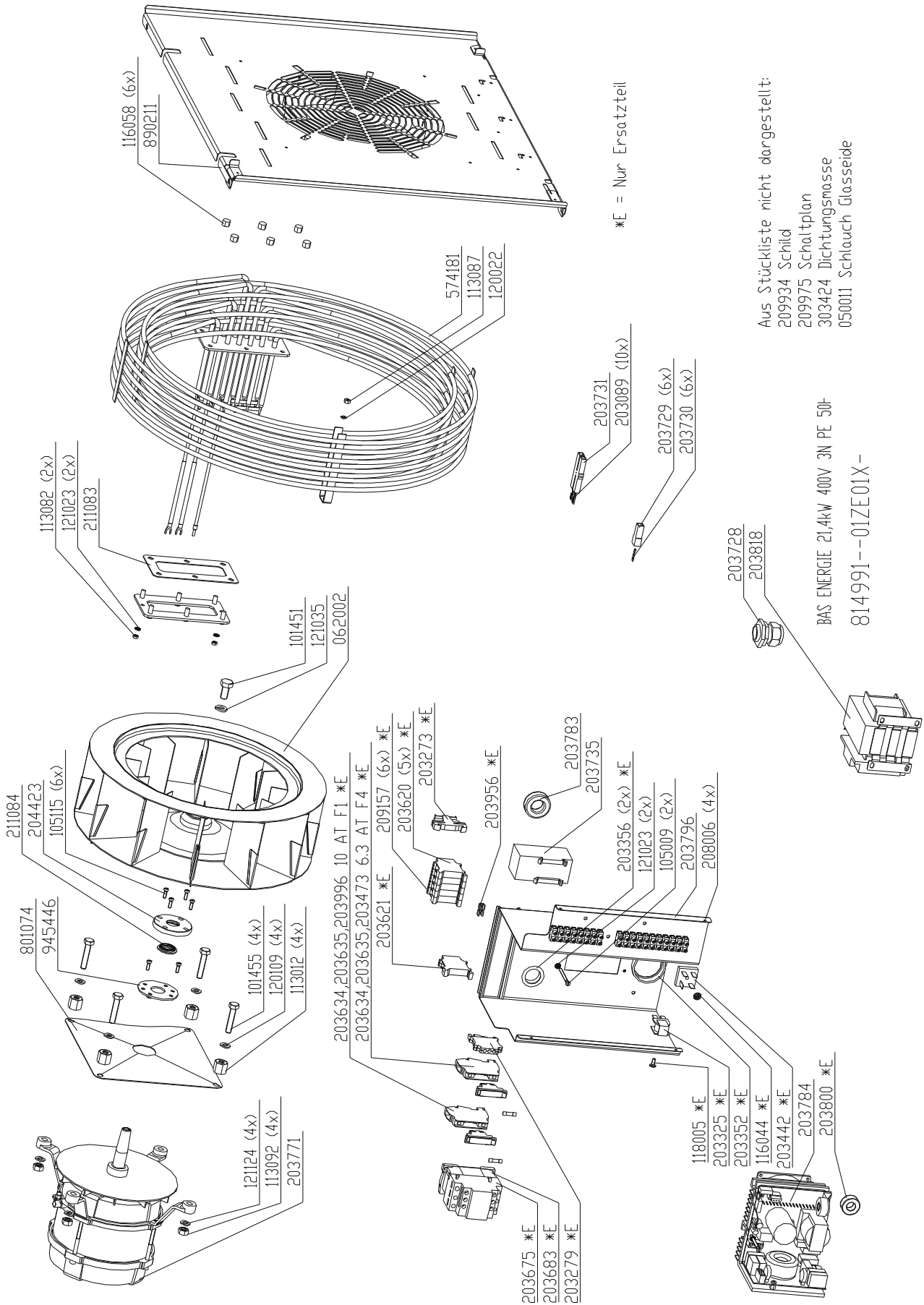
*E = Nur Ersatzteil
 BAS BLENDE SCHALTER HDECOD001 SILVER
 813471--01ZX01X-



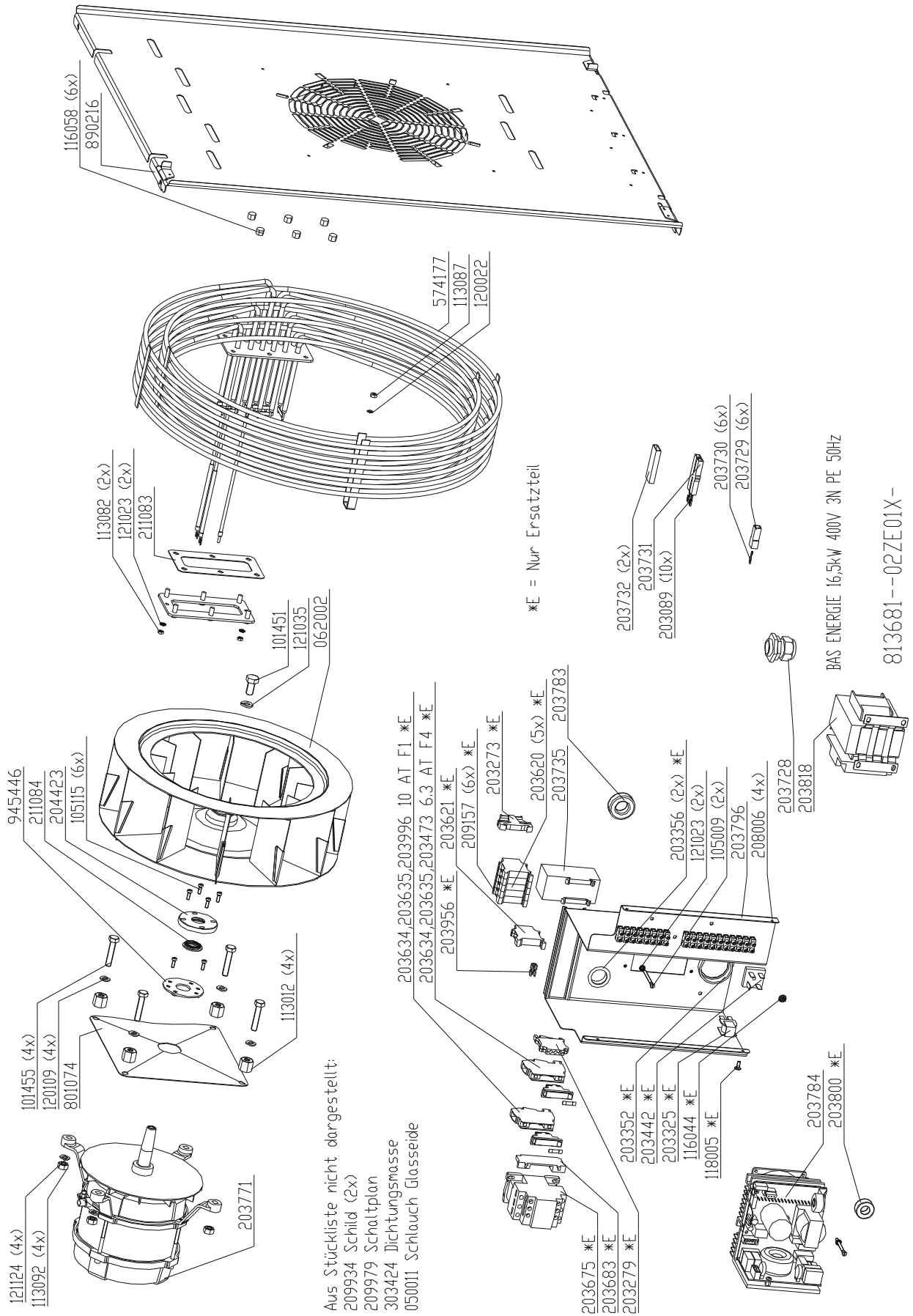
Electric assembly 3NPE 400V HD.1



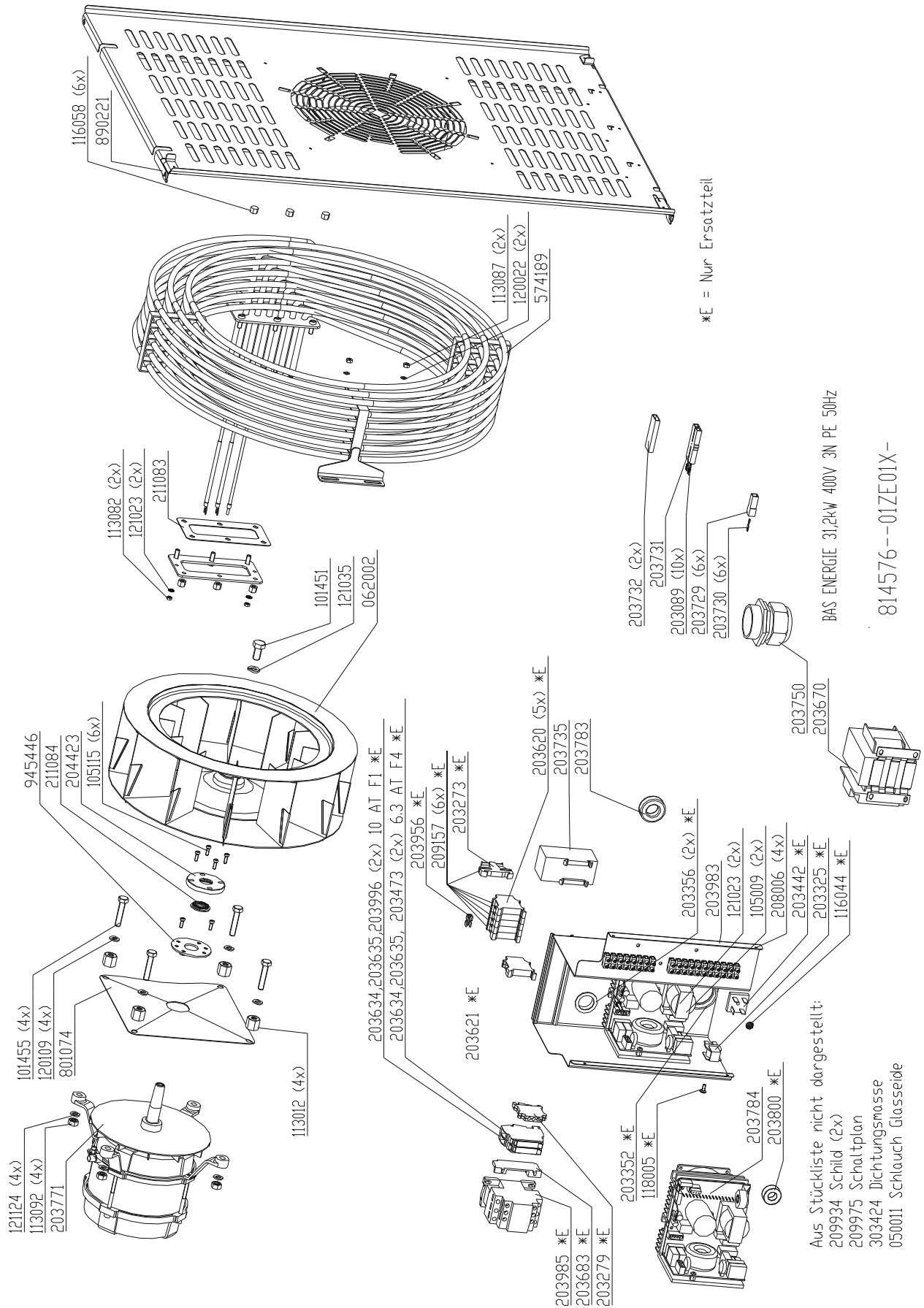
Electric assembly 3NPE 400V HD6.2



Electric assembly 3NPE 400V HD10.1



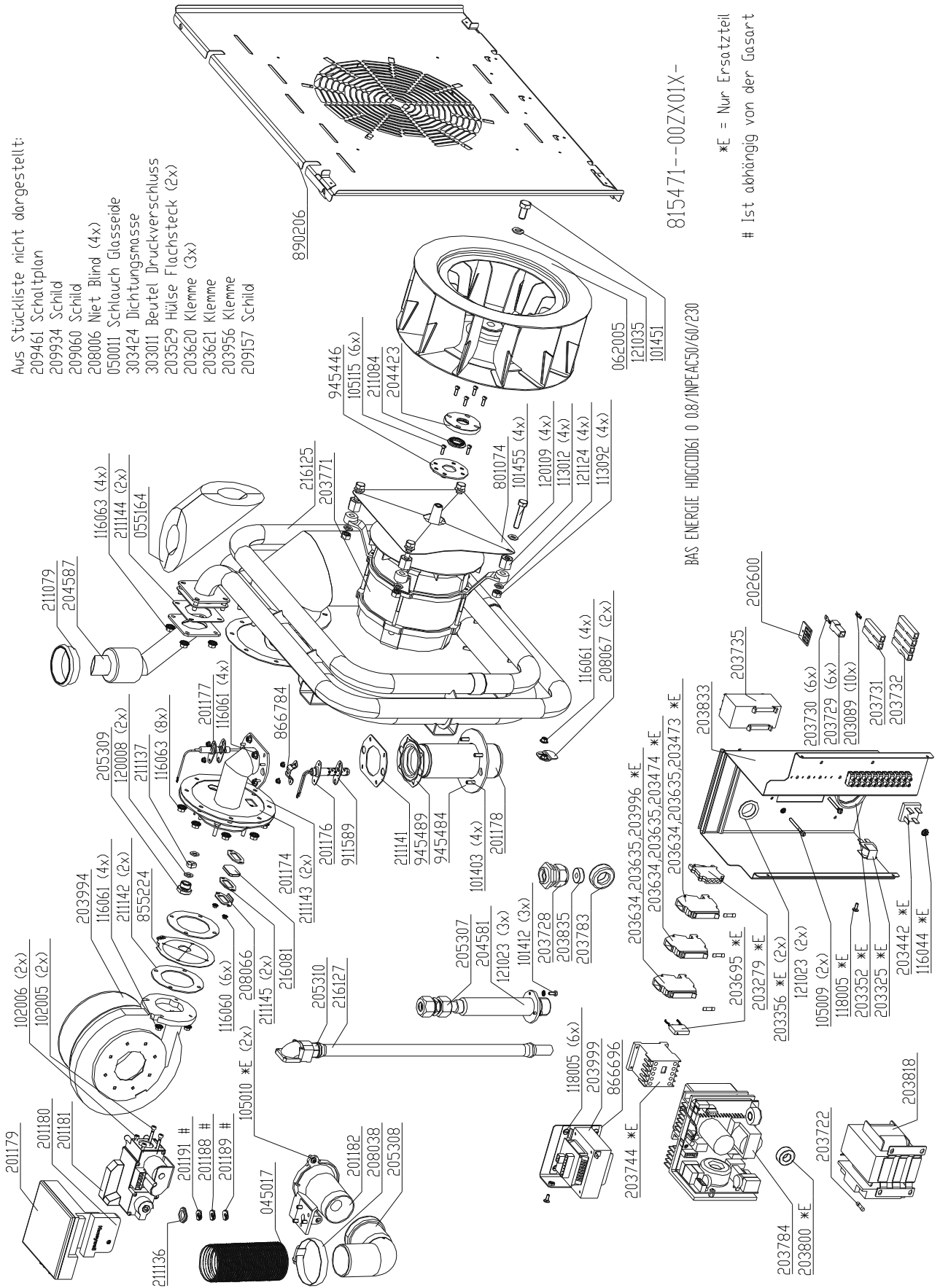
Electric assembly 3NPE 400V HD10.2



Gas assembly HD6.1 (Gas unit)

Aus Stückerliste nicht dargestellt:

- 209461 Schaltplan
- 209934 Schild
- 209060 Schild
- 208006 Niet Blind (4x)
- 050011 Schlauch Glasschleife
- 303424 Dichtungsmasse
- 303011 Beutel Druckverschluss
- 203529 Hülsen Flachsteck (2x)
- 203620 Klemme (3x)
- 203621 Klemme
- 203956 Klemme
- 209157 Schild

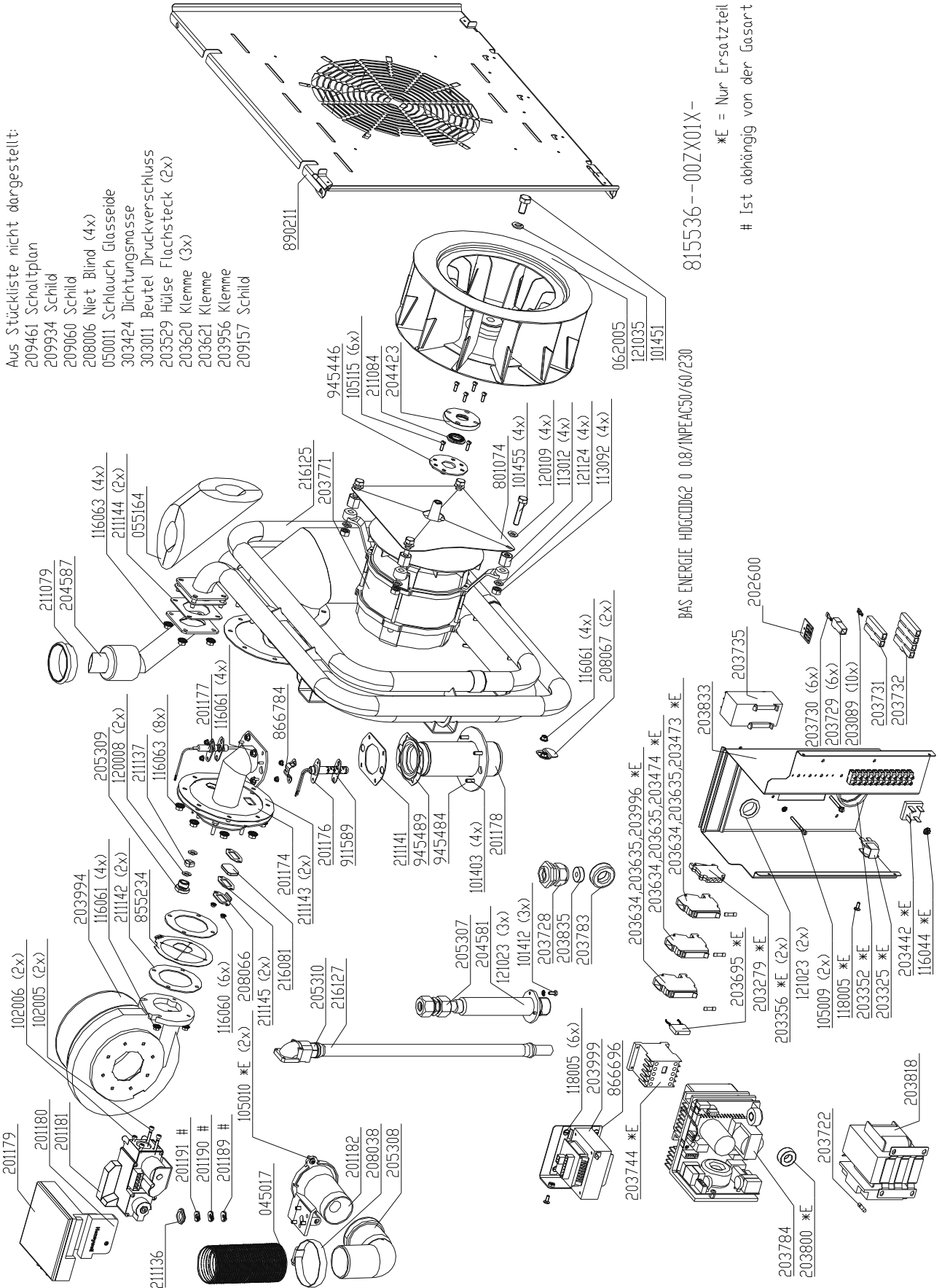


*E = Nur Ersatzteil
Ist abhängig von der Gasart

Gas assembly HD6.2 (Gas unit)

Aus Stückliste nicht dargestellt:

- 209461 Schaltplan
- 209934 Schild
- 209060 Schild
- 208006 Niet Blind (4x)
- 050011 Schlauch Glasseele
- 303424 Dichtungsmasse
- 303011 Beutel Druckverschluss
- 203529 Hülse Flachsteck (2x)
- 203620 Klemme (3x)
- 203621 Klemme
- 203956 Klemme
- 209157 Schild



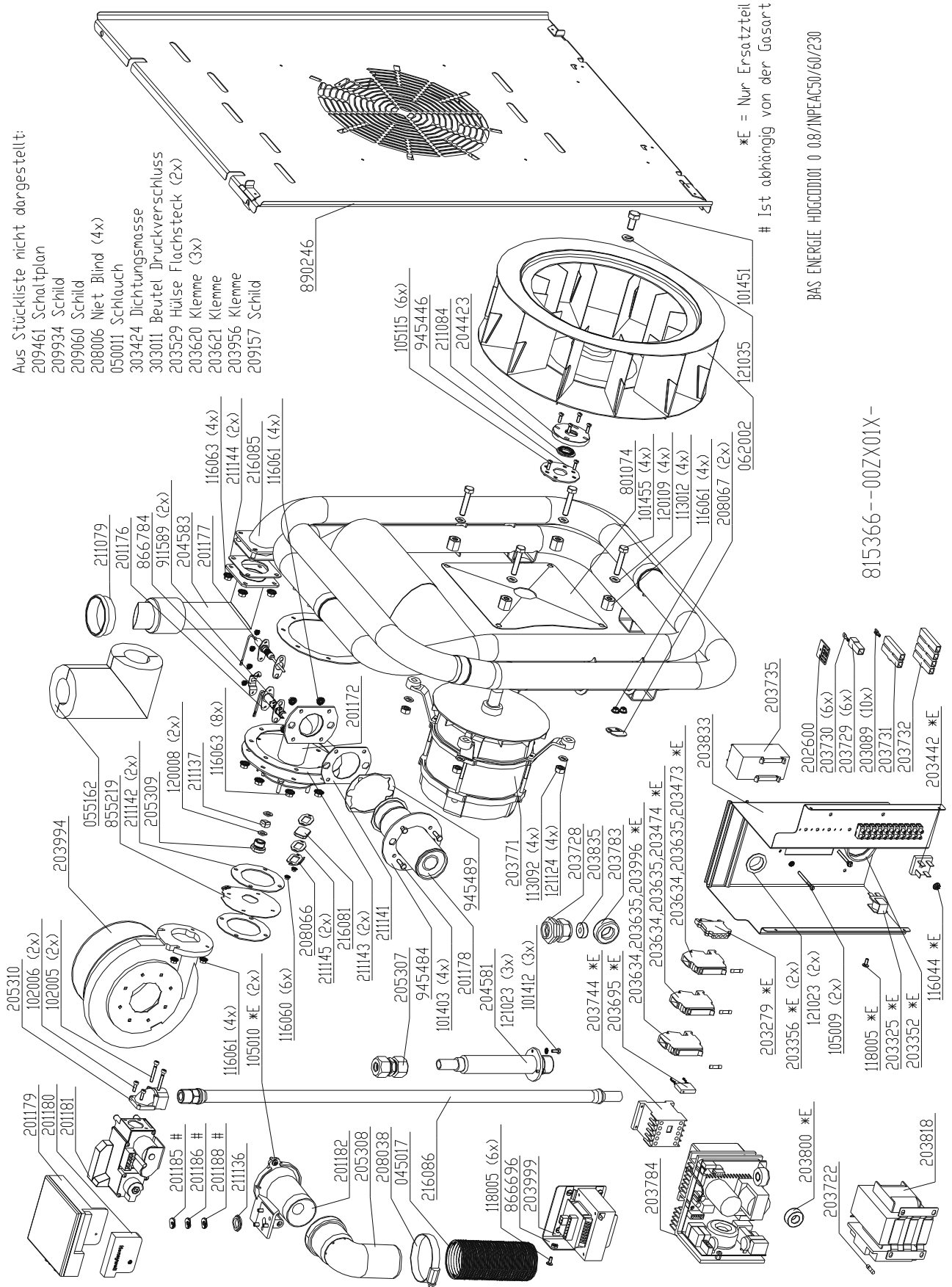
815536--00ZX01X-
 *E = Nur Ersatzteil
 # Ist abhängig von der Gasart

BAS ENERGIE HDCCDD62 0.08/1NPEAC50/60/230

Gas assembly HD10.1 (Gas unit)

Aus Stückliste nicht dargestellt:

- 209461 Schaltplan
- 209934 Schild
- 209060 Schild
- 208006 Niet Blind (4x)
- 050011 Schlauch
- 303424 Dichtungsmasse
- 303011 Beutel Druckverschluss
- 203529 Hülse Flachsteck (2x)
- 203620 Klemme (3x)
- 203621 Klemme
- 203956 Klemme
- 209157 Schild



*E = Nur Ersatzteil
Ist abhängig von der Gasart

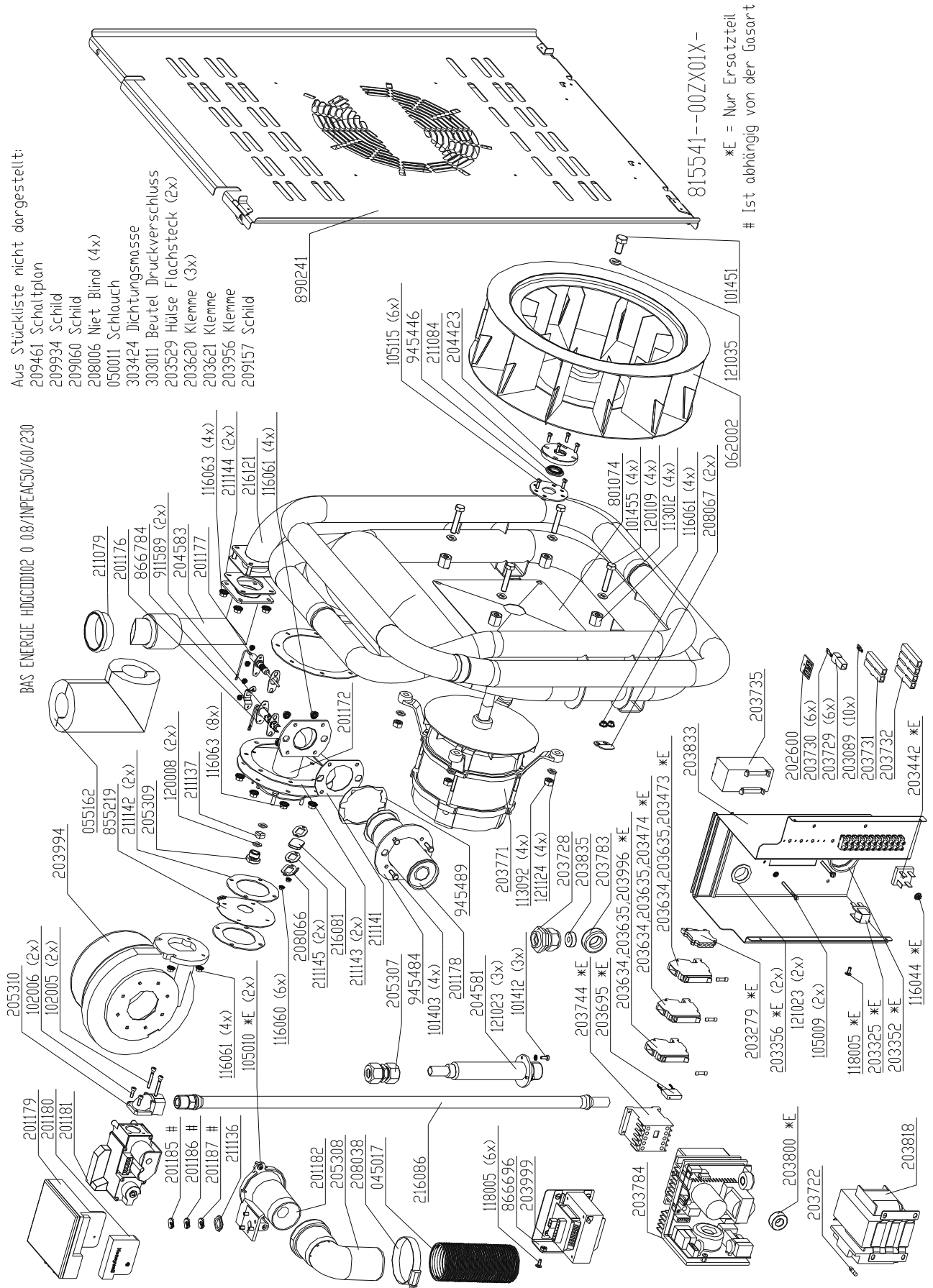
BAS ENERGIE HDGCCD001 0 08/INPEAC50/60/230

815366--00ZX01X-

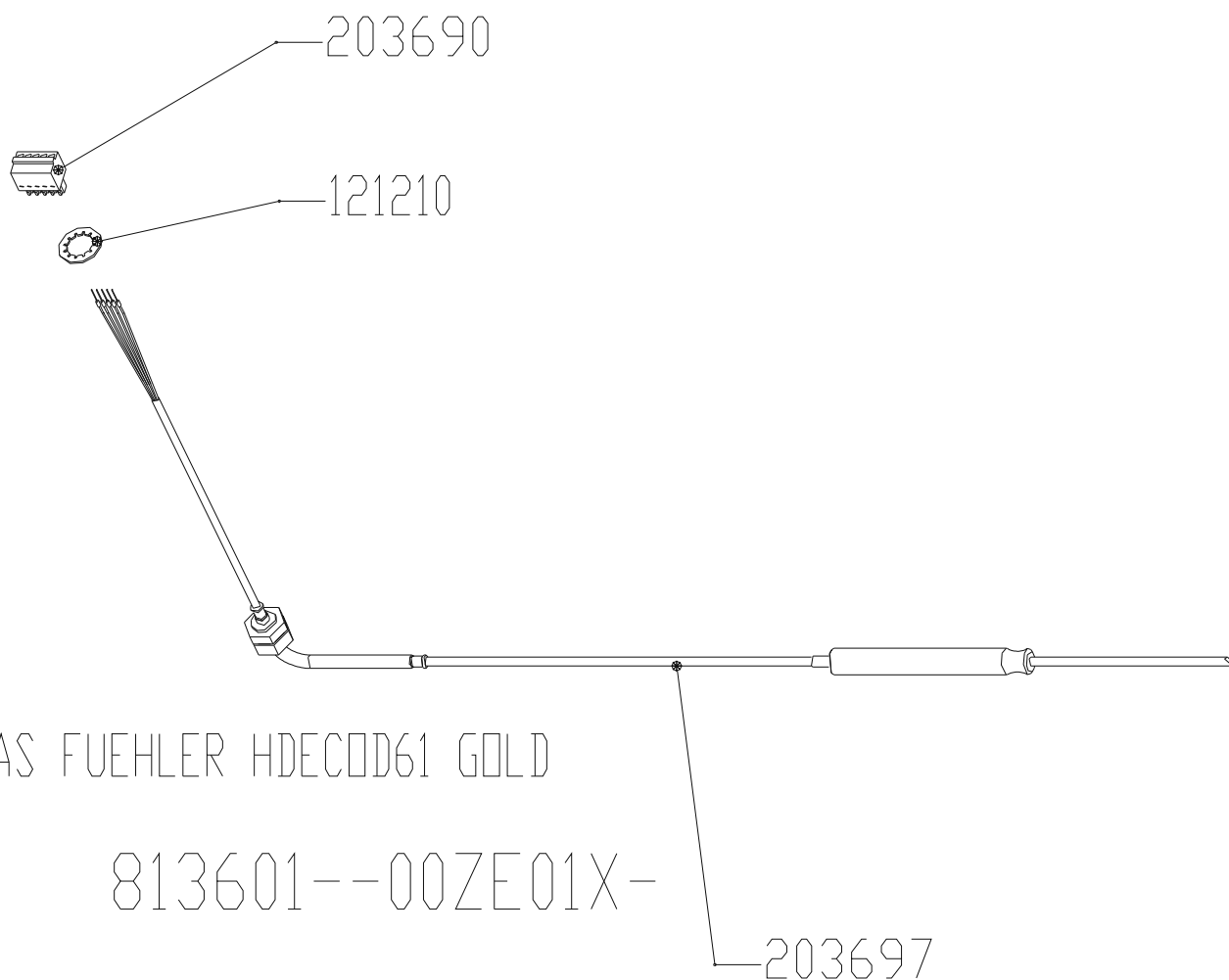
Gas assembly HD10.2 (Gas unit)

Aus Stückliste nicht dargestellt:

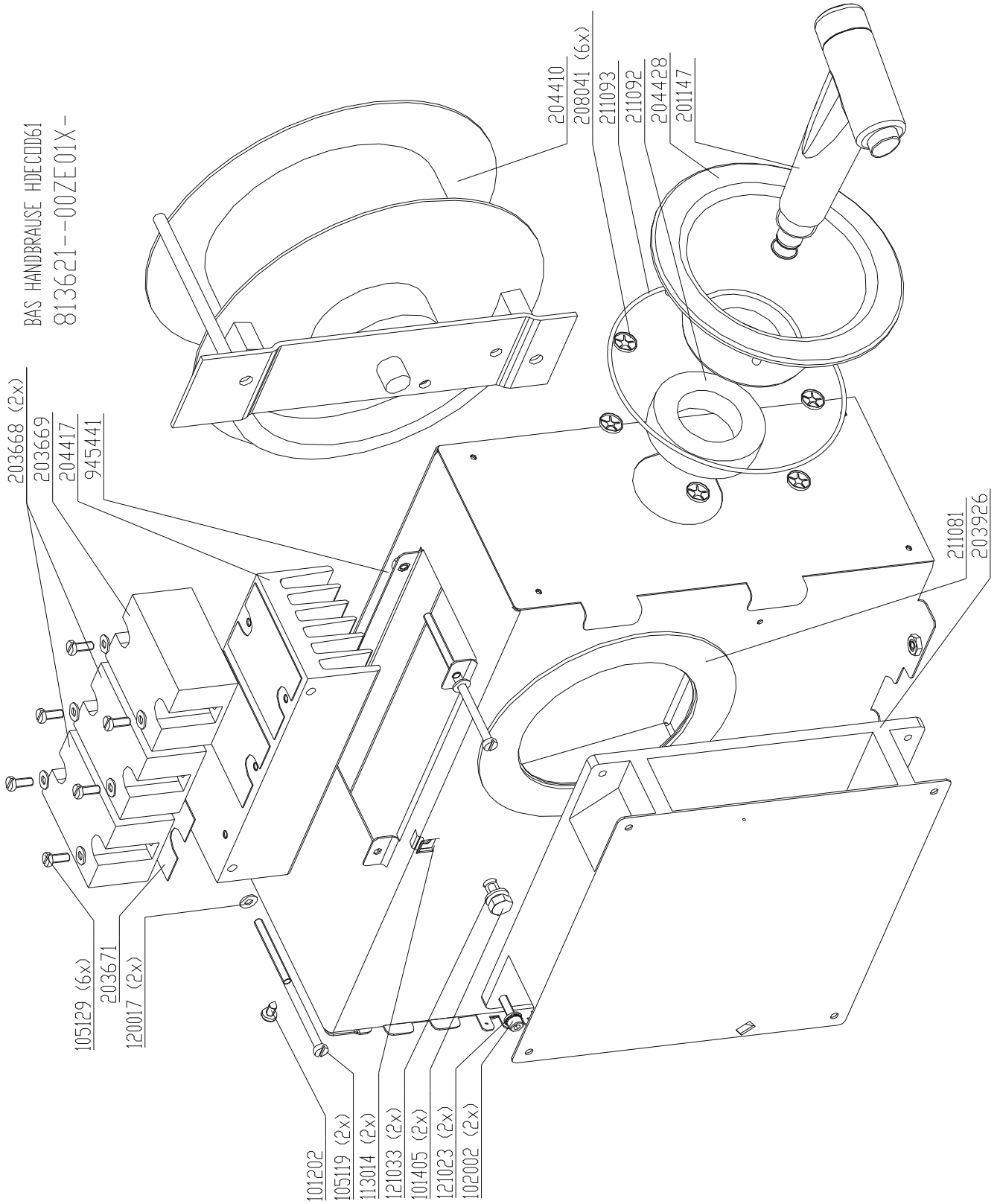
- 209461 Schaltplan
- 209934 Schild
- 209060 Schild
- 208006 Niet Blind (4x)
- 050011 Schlauch
- 303424 Dichtungsmasse
- 303011 Beutel Druckverschluss
- 203529 Hülse Flachsteck (2x)
- 203620 Klemme (3x)
- 203621 Klemme
- 203956 Klemme
- 209157 Schild



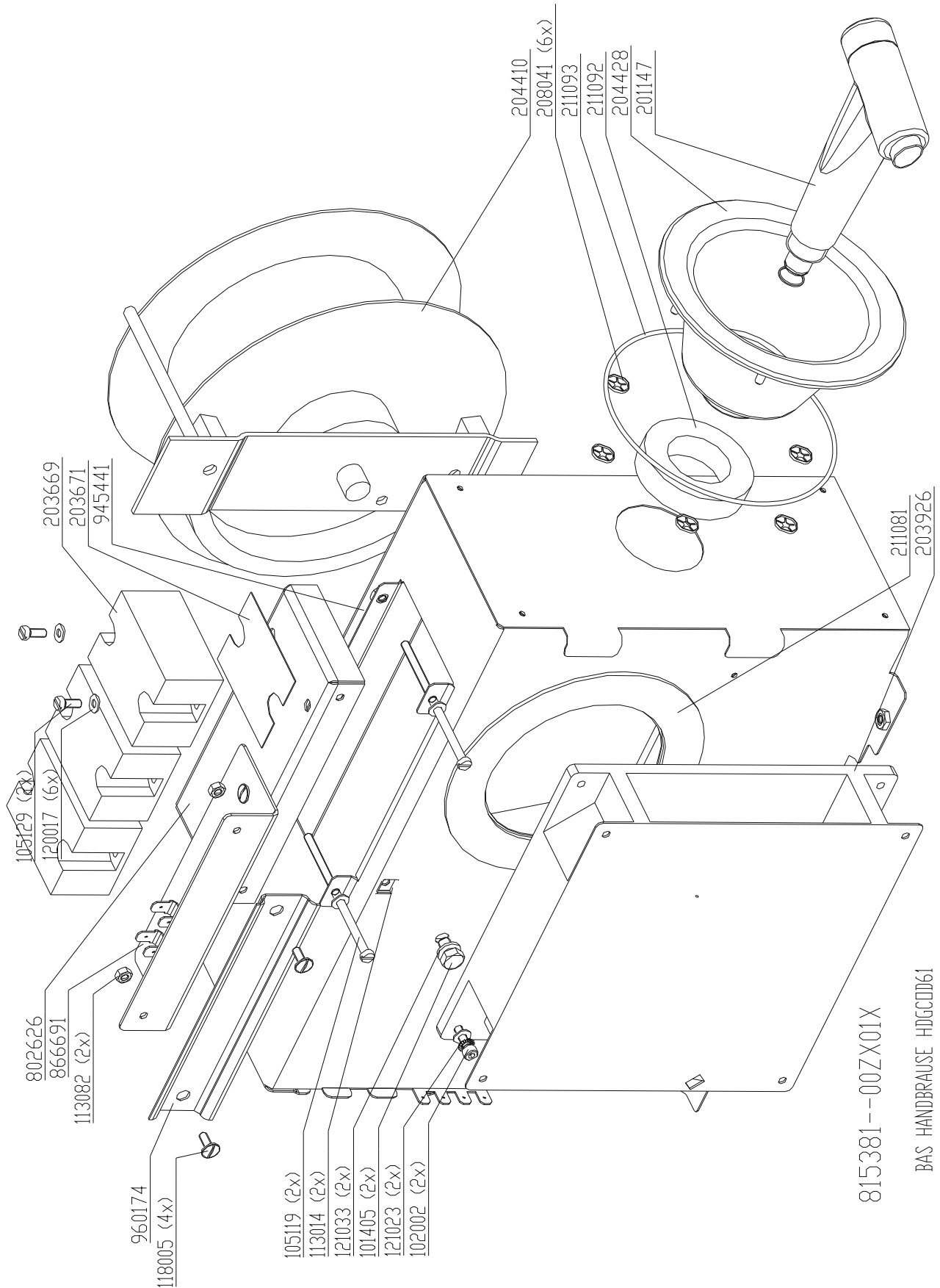
Core temperature probe HD6.x & HD10.x



Tube carrier box & handshower HD6.x & HD10.x (electric unit)

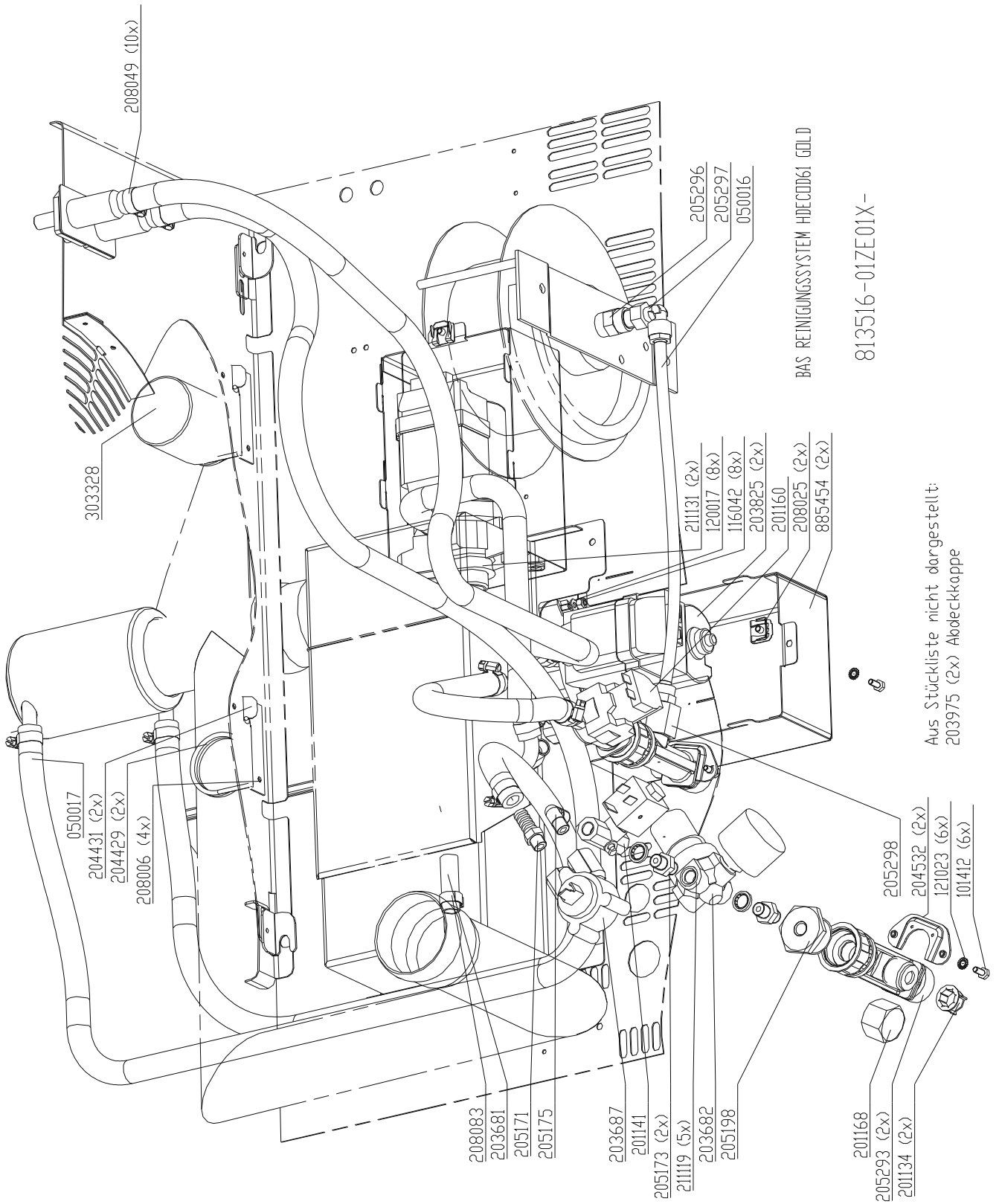


Tube carrier box & handshower HD6.x & HD10.x (Gas unit)



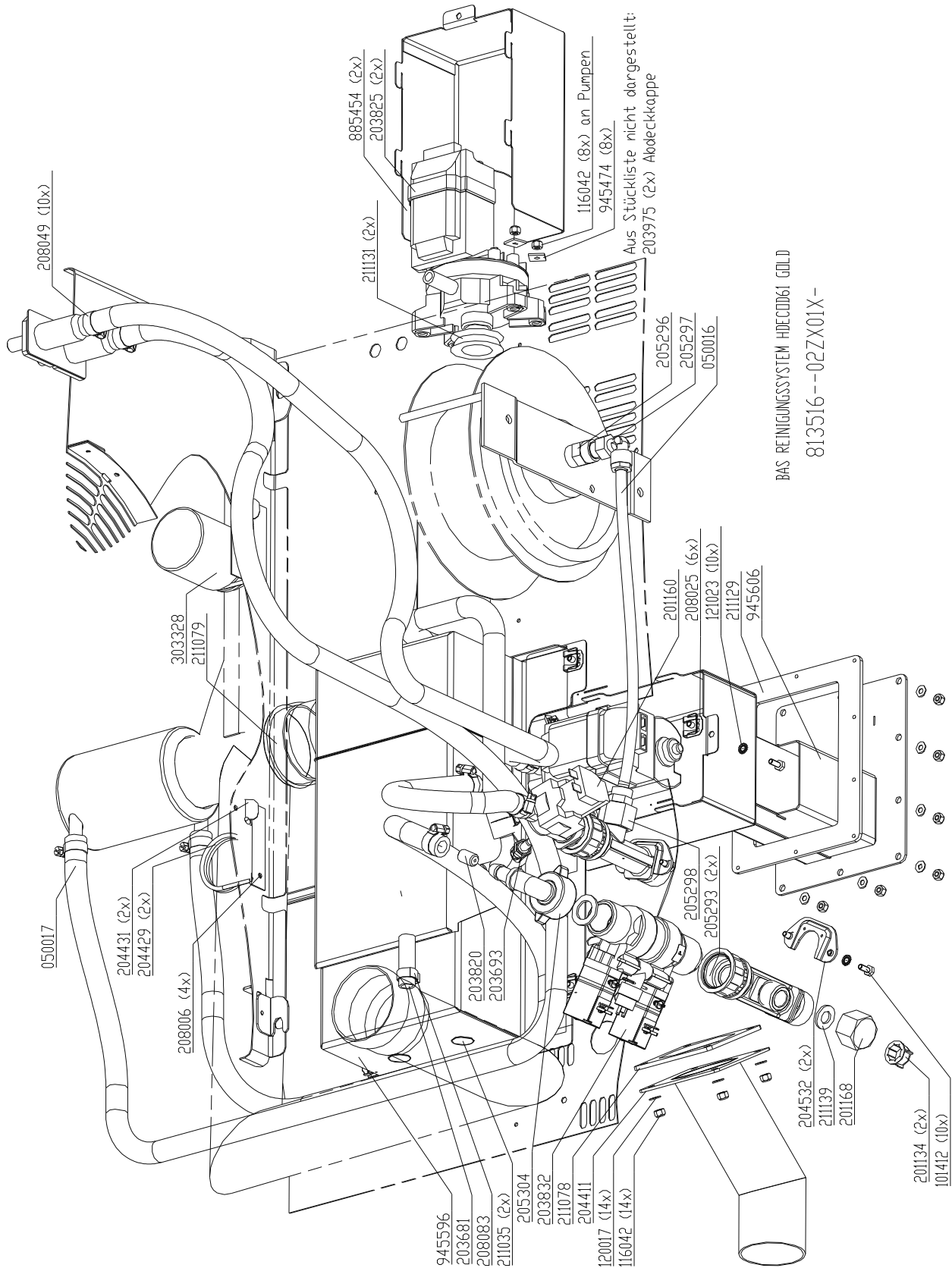
Water assembly 50Hz with WaveClean HD6.x & HD10.x

(valid until serial-no. 06020539 // 05/2006)



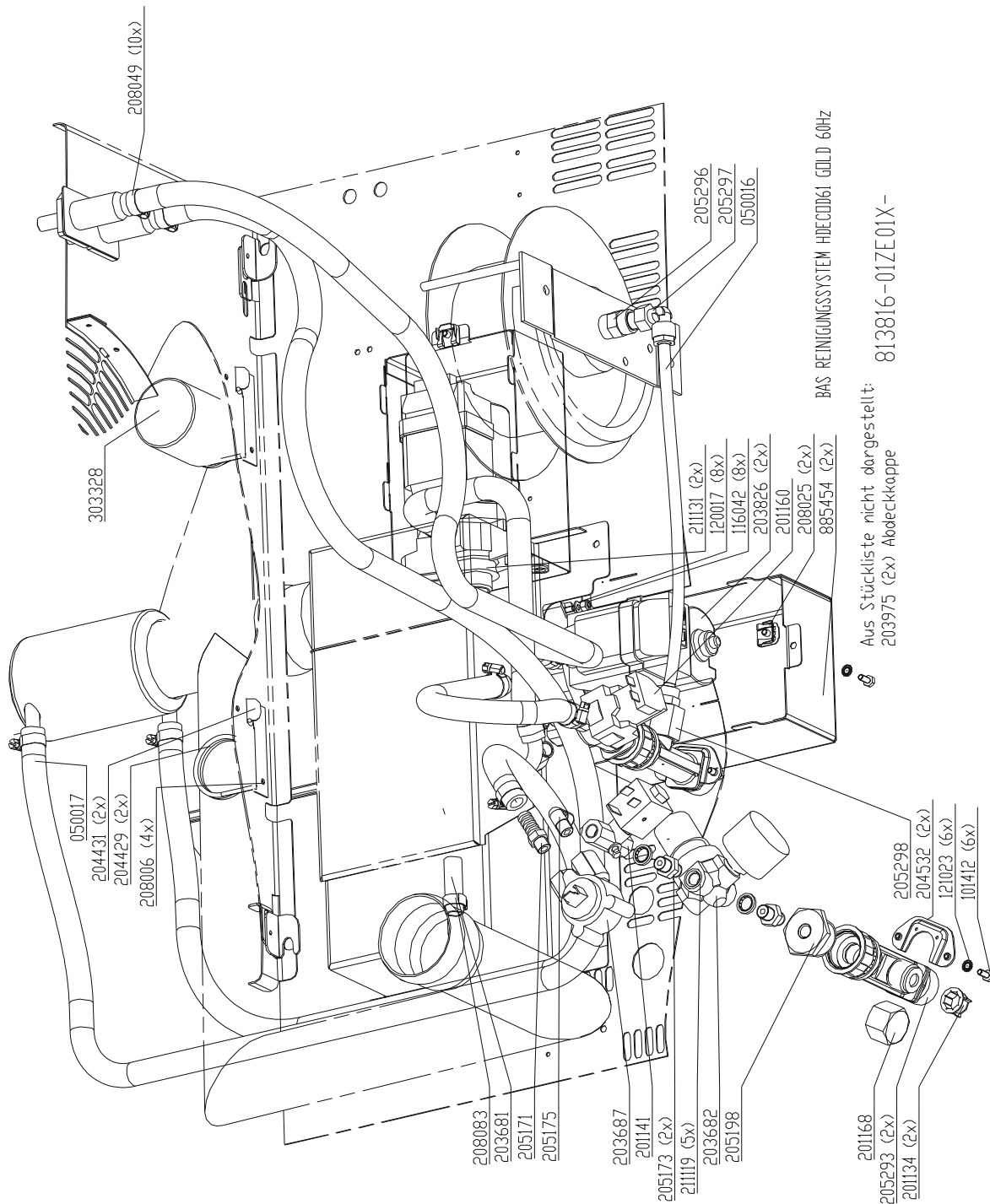
Water assembly 50Hz with WaveClean HD6.x & HD10.x

(Valid from serial-no. 06020540 // 05/2006)



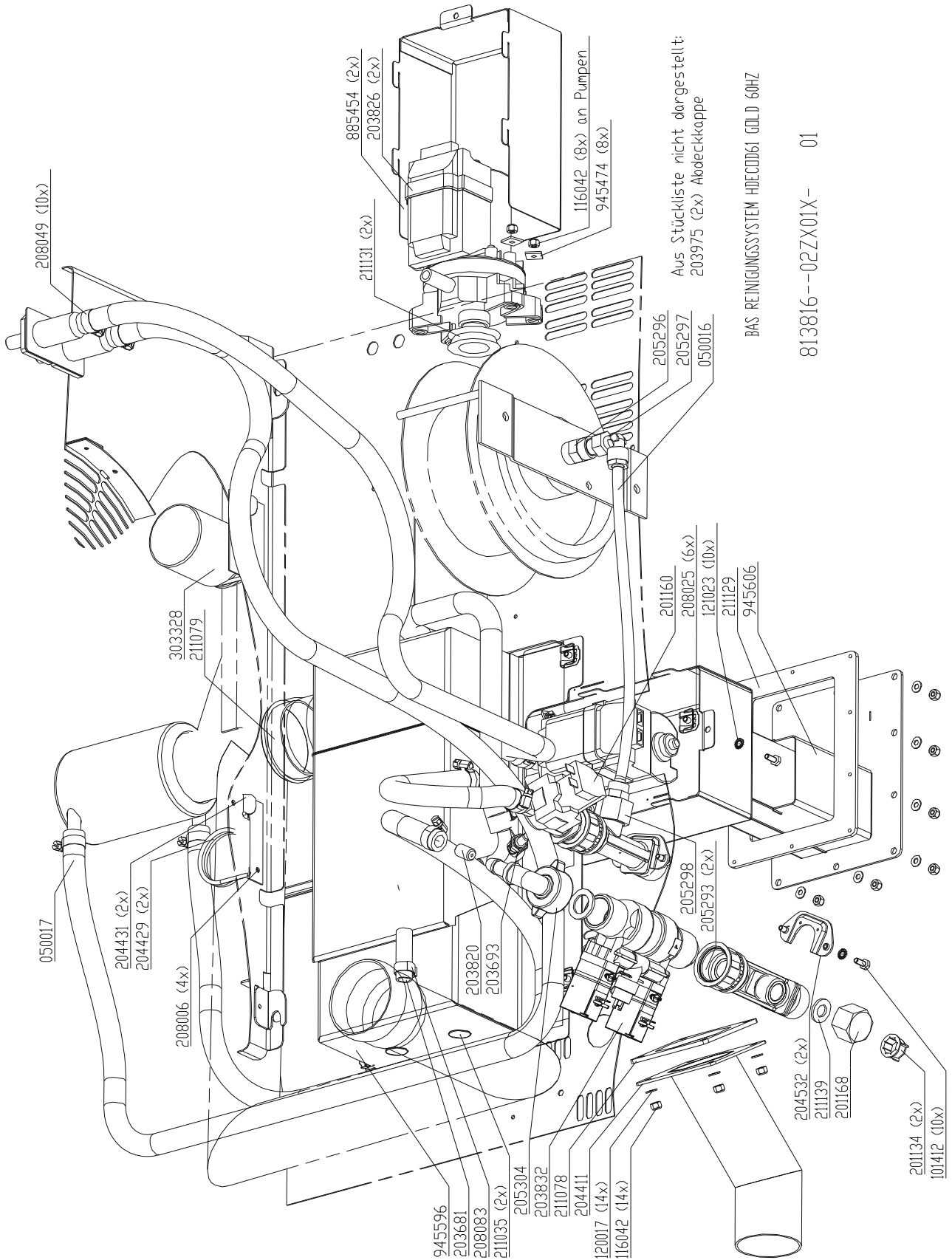
Water assembly 60Hz with WaveClean HD6.x & HD10.x

(Valid until serial-no. 06020539 // 05/2006)



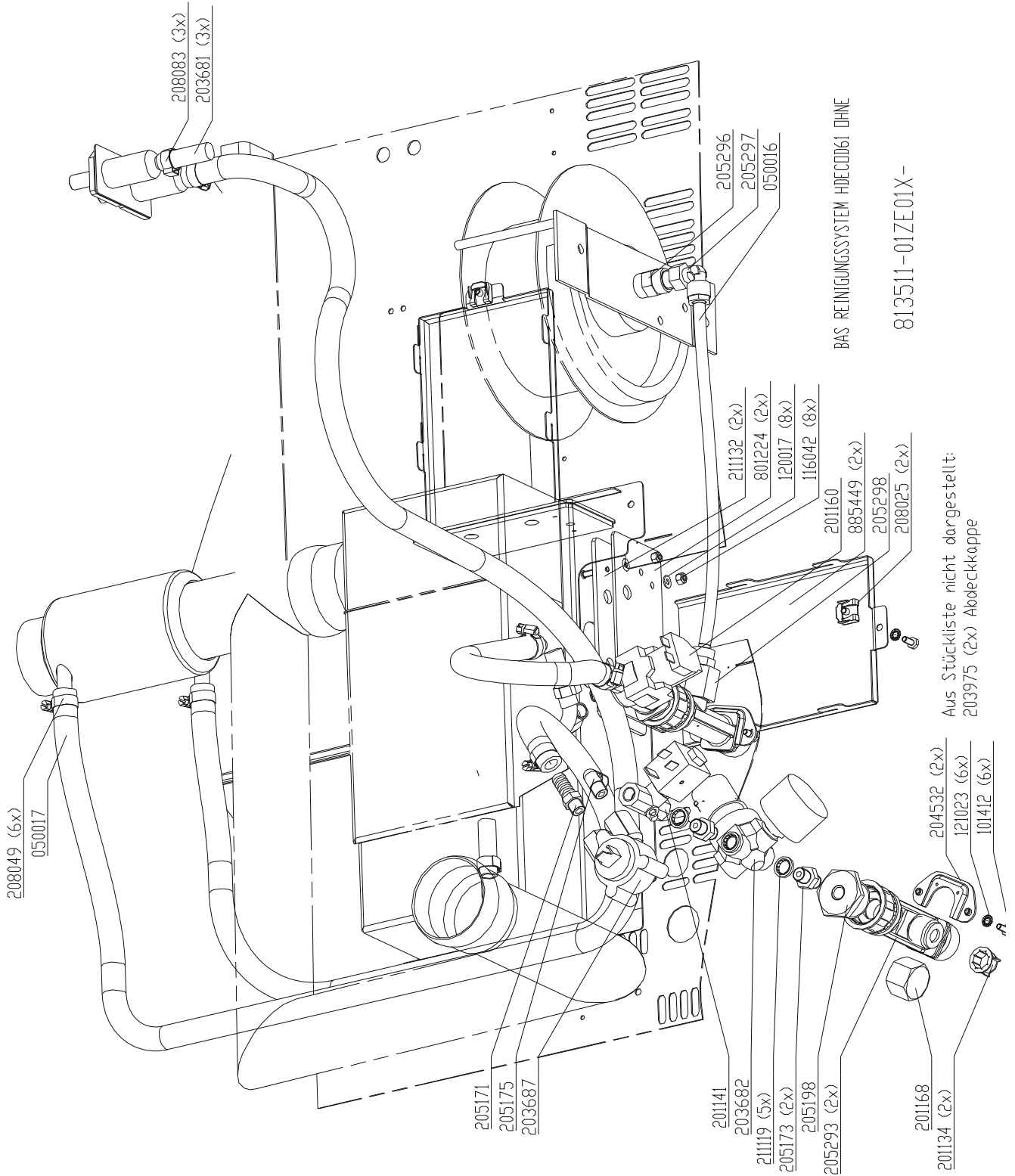
Water assembly 60Hz with WaveClean HD6.x & HD10.x

(Valid from serial-no. 06020540 // 05/2006)



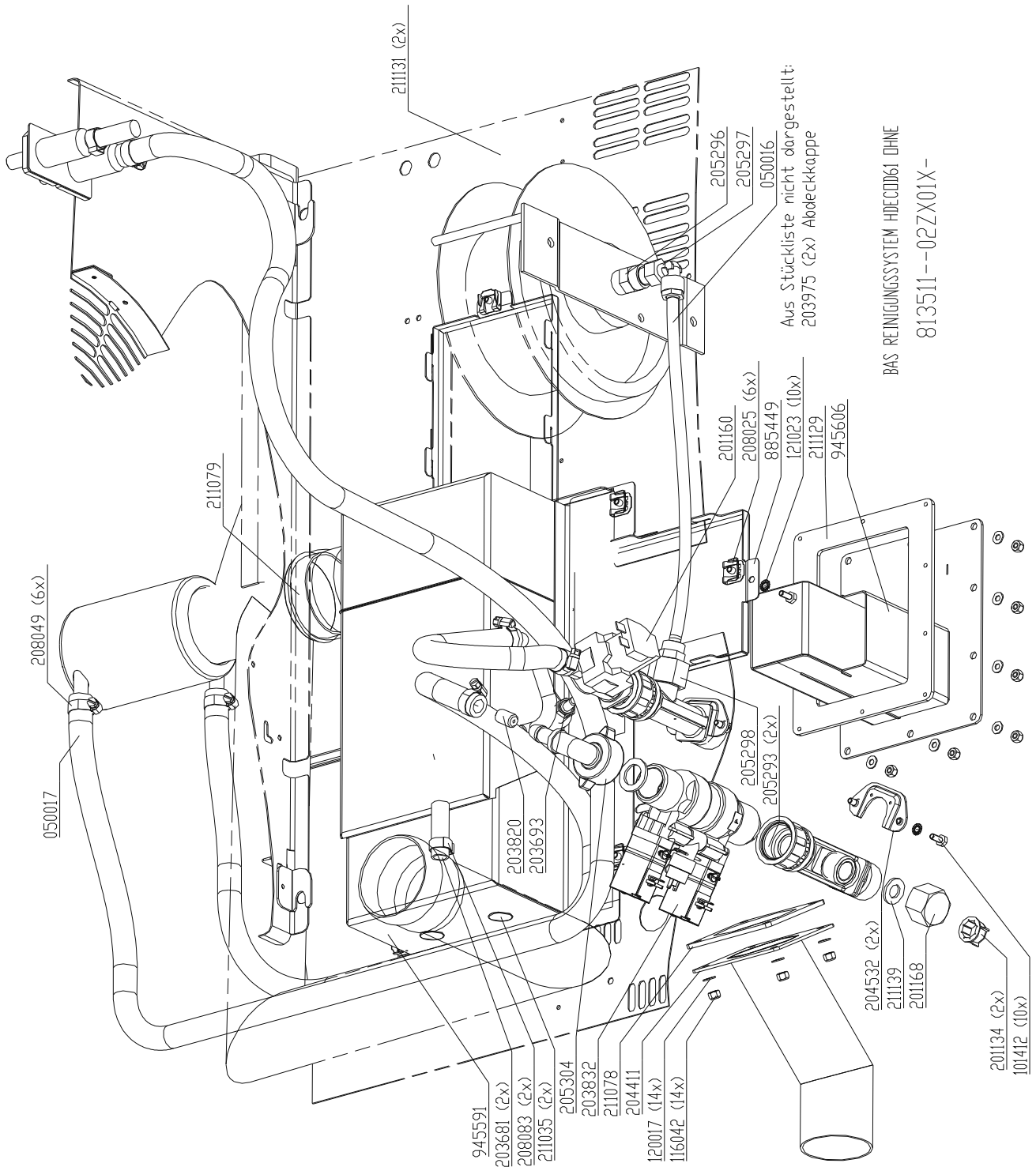
Water assembly without WaveClean HD6.x & HD10.x

(Valid until serial-no. 06020539 // 05/2006)

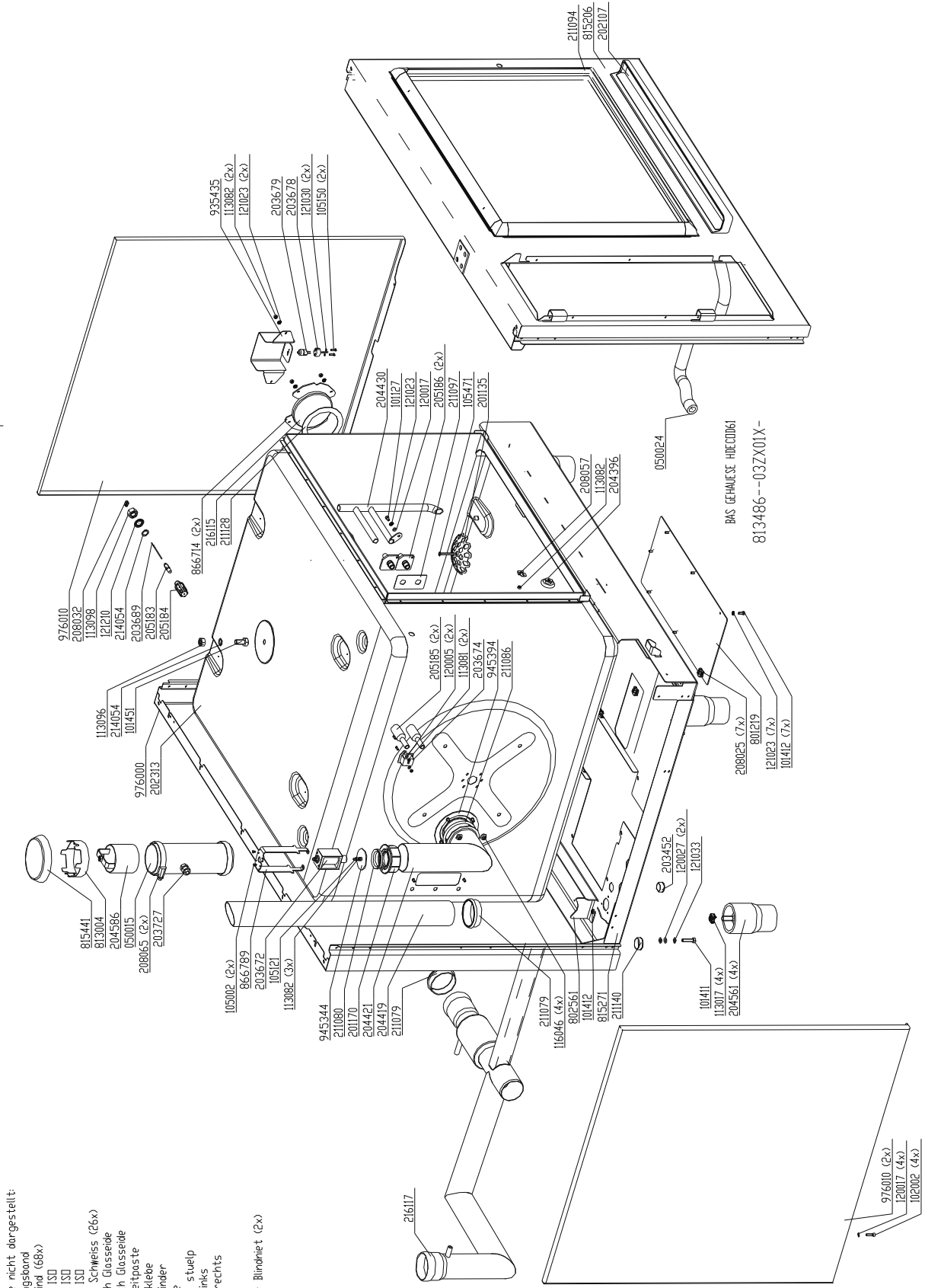


Water assembly without WaveClean HD6.x & HD10.x

(Valid from serial-no. 06020540 // 05/2006)

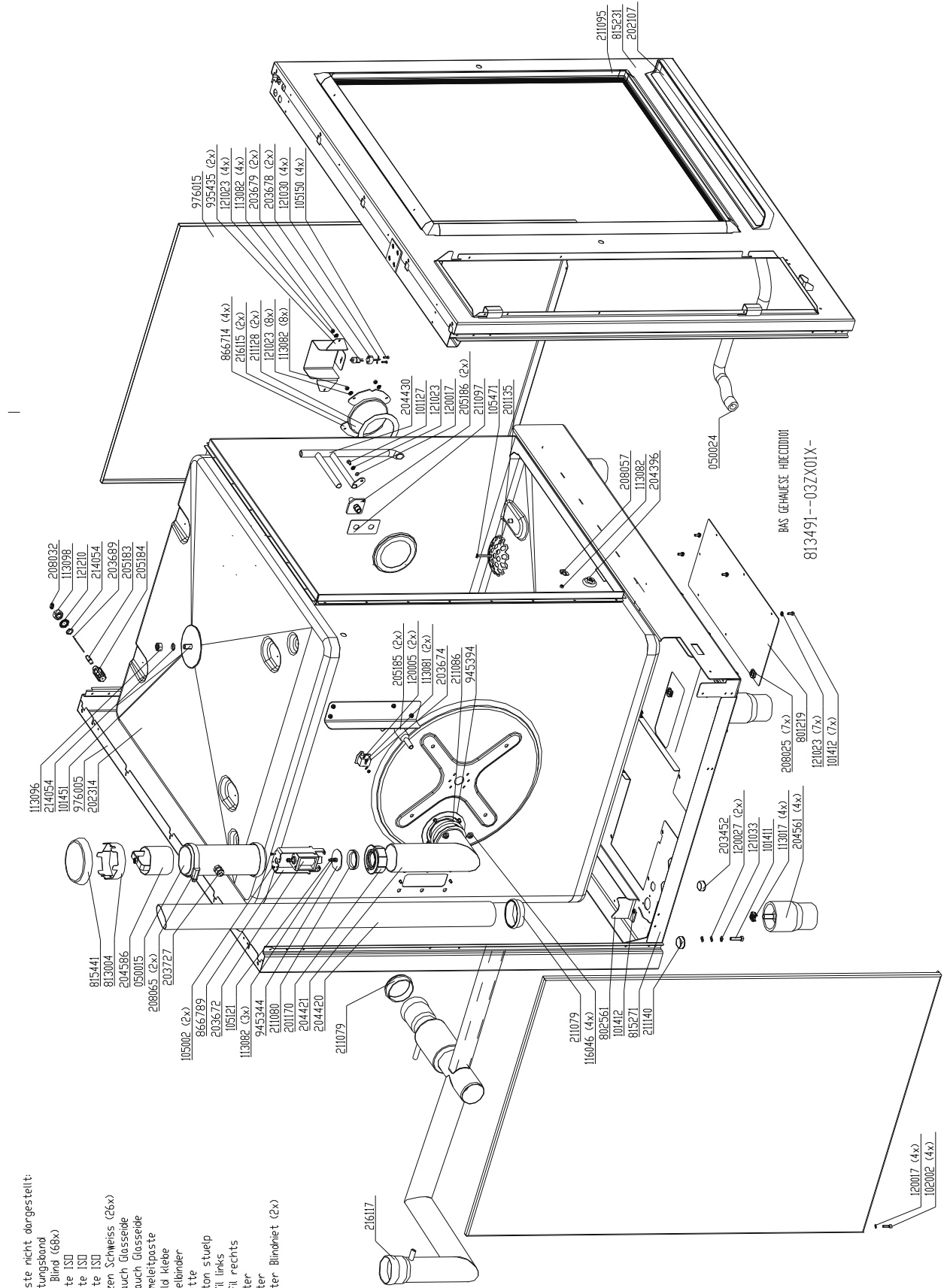


Chassis HD6.x (electric unit)



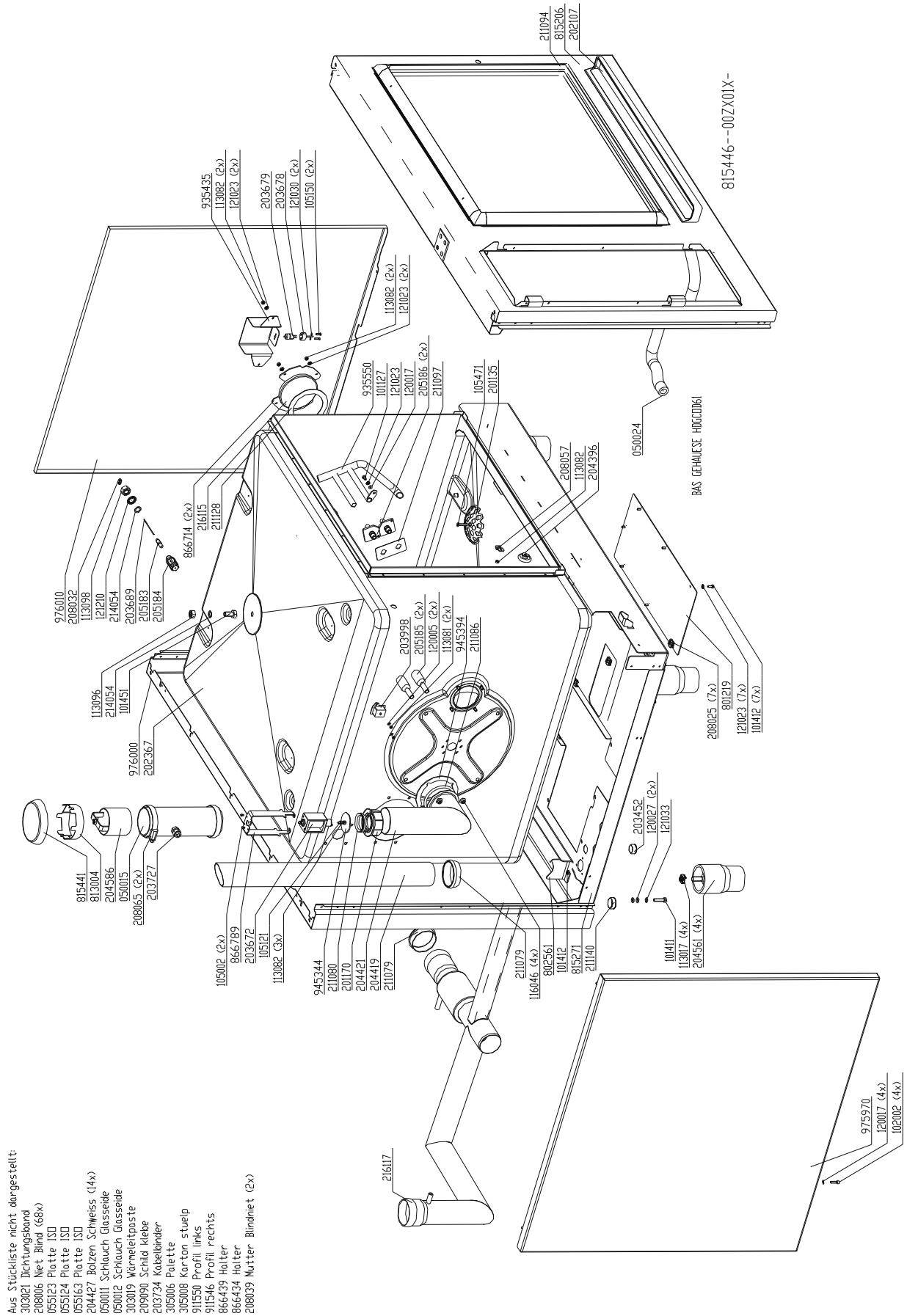
- Aus Stückliste nicht dargestellt:
- 303021 Dichtungsband
 - 208006 Net Blind (68x)
 - 055123 Platte ISO
 - 055124 Platte ISO
 - 055126 Platte ISO
 - 204427 Bolzen Schweiß (26x)
 - 050011 Schlauch Gasseide
 - 050012 Schlauch Gasseide
 - 303019 Wärmeleitpaste
 - 209090 Schild Klebe
 - 203724 Kabelbinder
 - 305006 Palette
 - 305008 Karton stuepel
 - 911550 Profil links
 - 911546 Profil rechts
 - 8666439 Halter
 - 8666434 Halter
 - 208039 Mutter Blindniet (2x)

Chassis HD10.x (electric unit)



- Aus Stückliste nicht dargestellt:
- 303021 Dichtungsbund
 - 208006 Niet Blind (68x)
 - 053123 Platte ISO
 - 053124 Platte ISO
 - 053127 Platte ISO
 - 204427 Bolzen Schweiss (26x)
 - 050011 Schlauch Glassiede
 - 050012 Schlauch Glassiede
 - 303019 Wärmeleitpaste
 - 209090 Schild Klebe
 - 203734 Kabelbinder
 - 305006 Palette
 - 305008 Karton stuelp
 - 911550 Profil links
 - 911546 Profil rechts
 - 866439 Halter
 - 866434 Halter
 - 208039 Mutter Blindniet (2x)

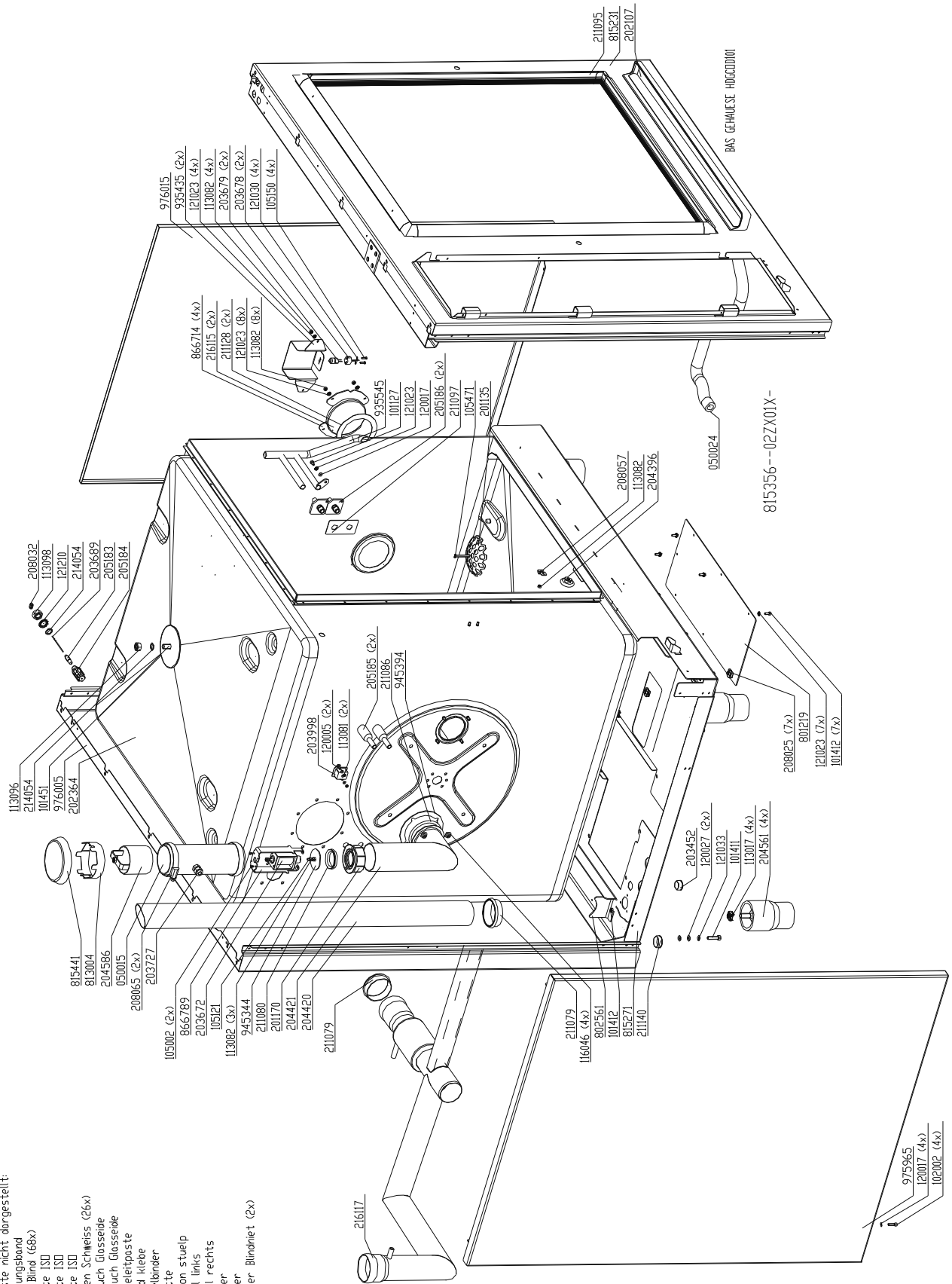
Chassis HD6.x (gas unit)



Aus Stückliste nicht dargestellt:

- 303021 Dichtungsband
- 208006 Niet Blind (68x)
- 055123 Platte ISO
- 055124 Platte ISO
- 055163 Platte ISO
- 204427 Bolzen Schweiss (1A)
- 050011 Schlauch Glasseele
- 050012 Schlauch Glasseele
- 209090 Schild Klebe
- 203724 Kabelbinder
- 305006 Palette
- 305008 Karton Stuepel
- 911550 Profil links
- 911546 Profil rechts
- 866434 Halter
- 208039 Mutter Blindniet (2x)

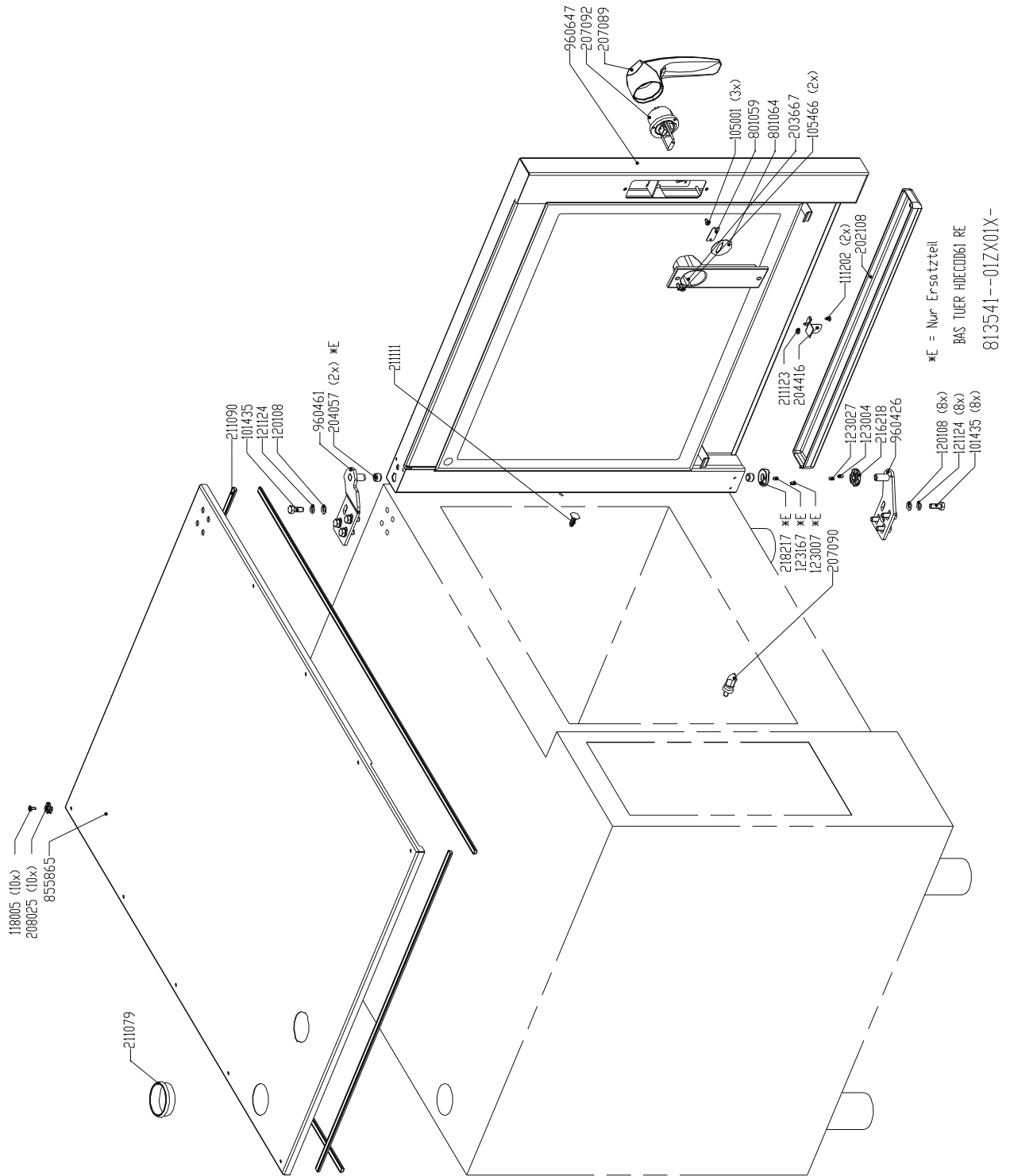
Chassis HD10.x (gas unit)



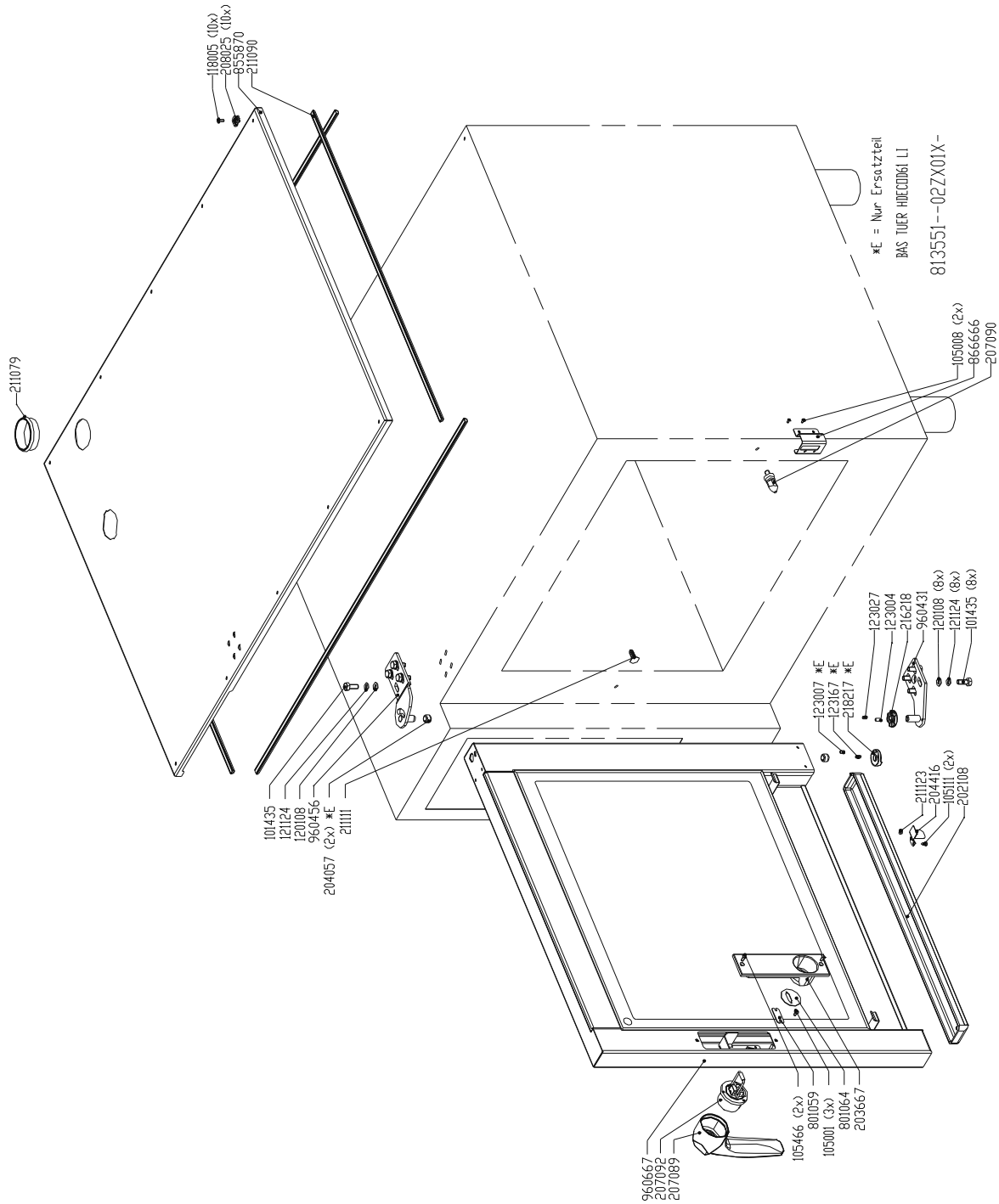
Aus Stückliste nicht dargestellt:

- 303021 Dichtungsbund
- 208006 Net Blind (66x)
- 055123 Platte ISO
- 055124 Platte ISO
- 055155 Platte ISO
- 204427 Bolzen Schweiss (26x)
- 050011 Schlauch Glosseide
- 050012 Schlauch Glosseide
- 303019 Wärmeriposte
- 209190 Schild klebe
- 203734 Kabelbinder
- 305006 Palette
- 305008 Karton stuehp
- 911550 Profil links
- 911546 Profil rechts
- 866434 Halter
- 208039 Mutter Blindniet (2x)

Chassis door area HD6.x, right hand hinged (electric unit)

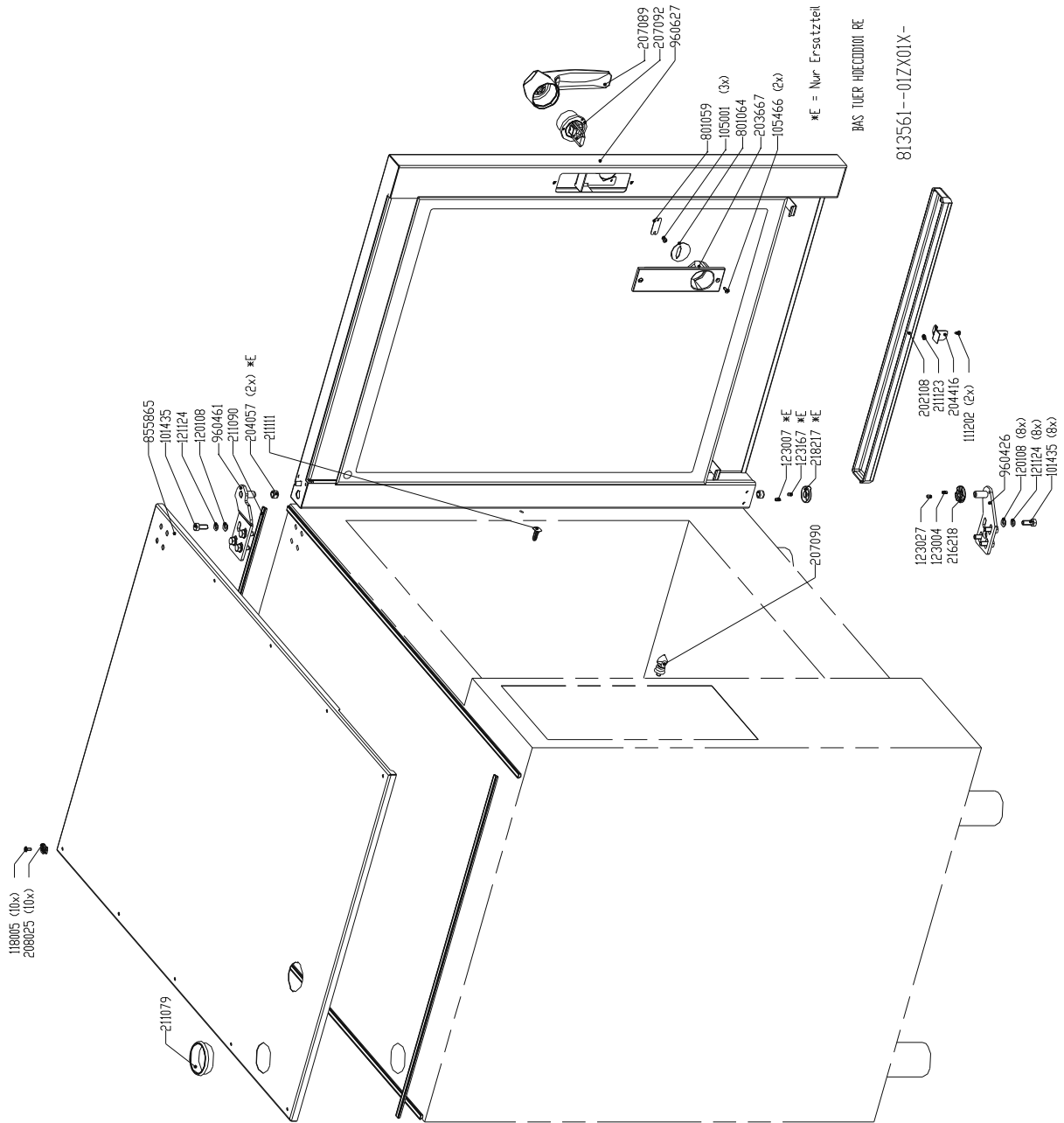


Chassis door area HD6.x, left hand hinged (electric unit)

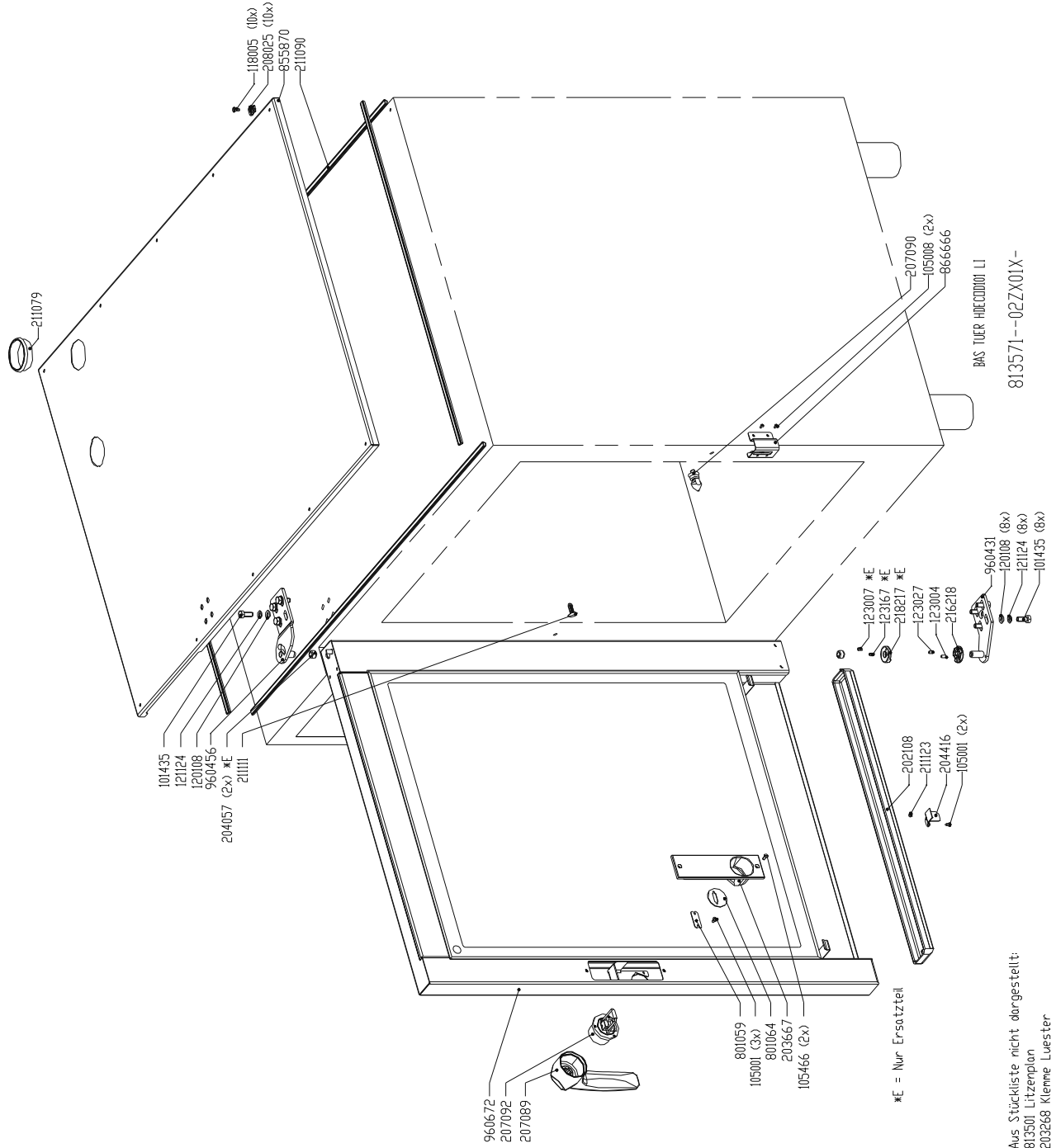


Aus Stückliste nicht dargestellt:
813501 Litzplan
203268 Klemme Luester

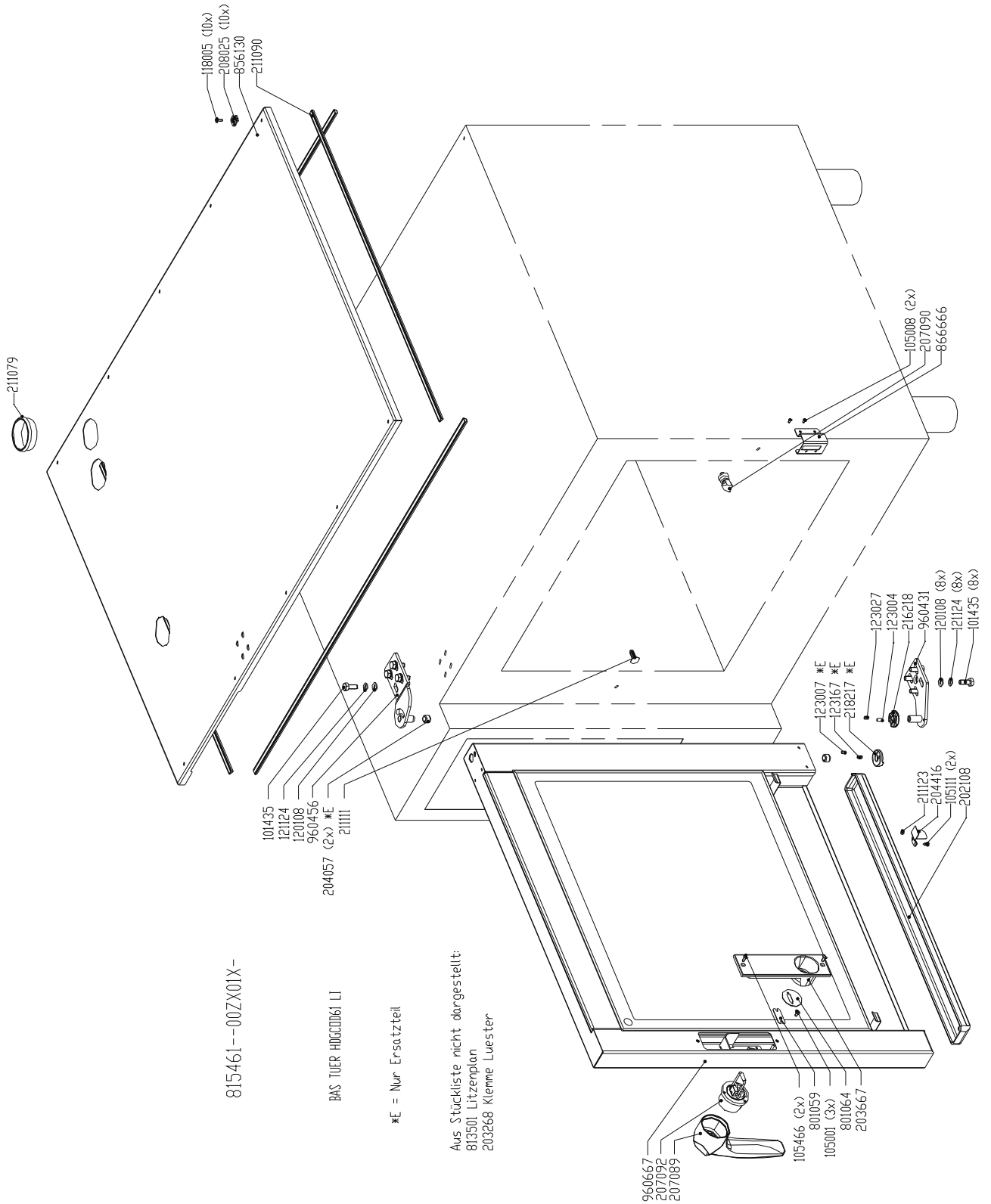
Chassis door area HD10.x, right hand hinged (electric unit)



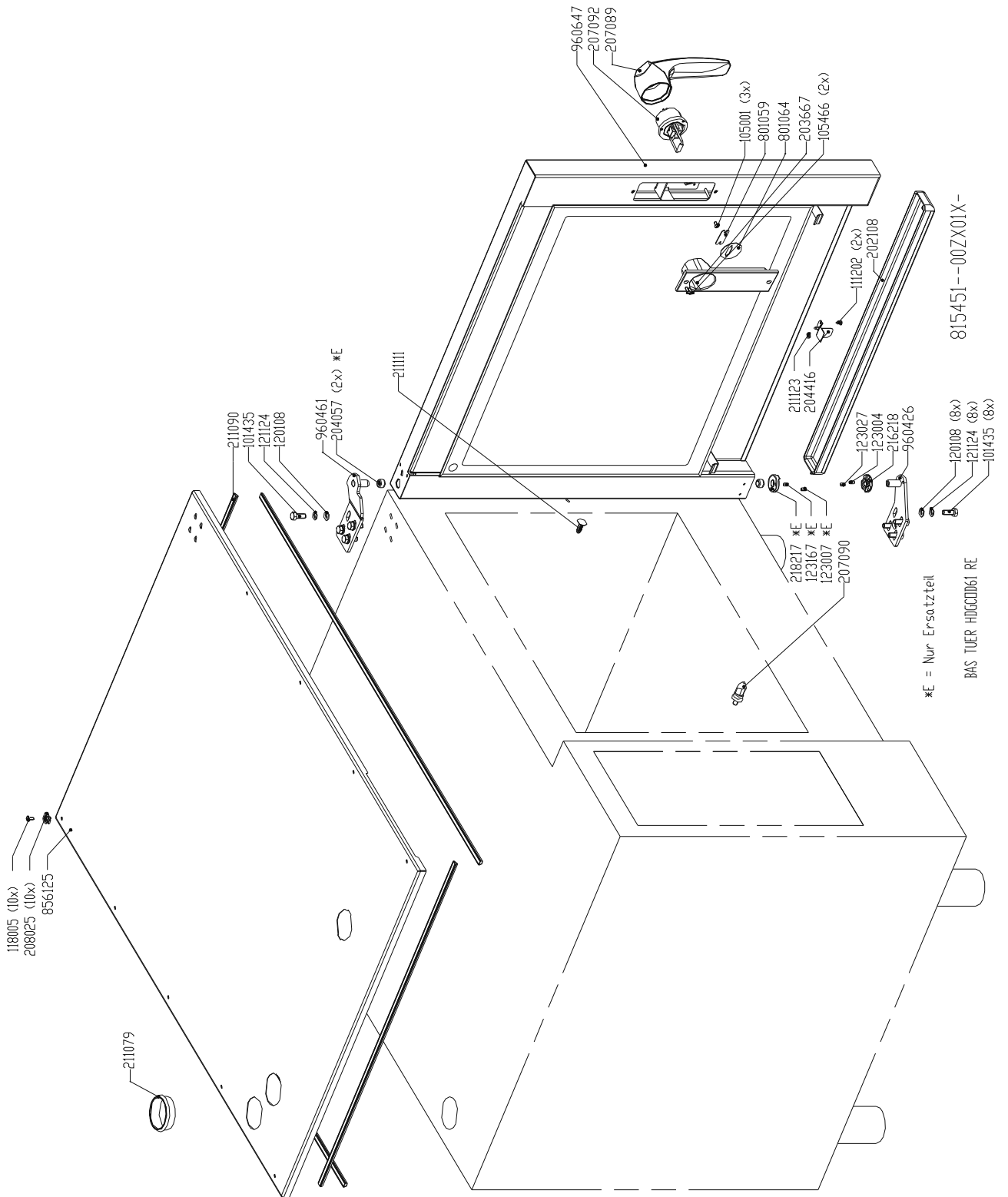
Chassis door area HD10.x, left hand hinged (electric unit)



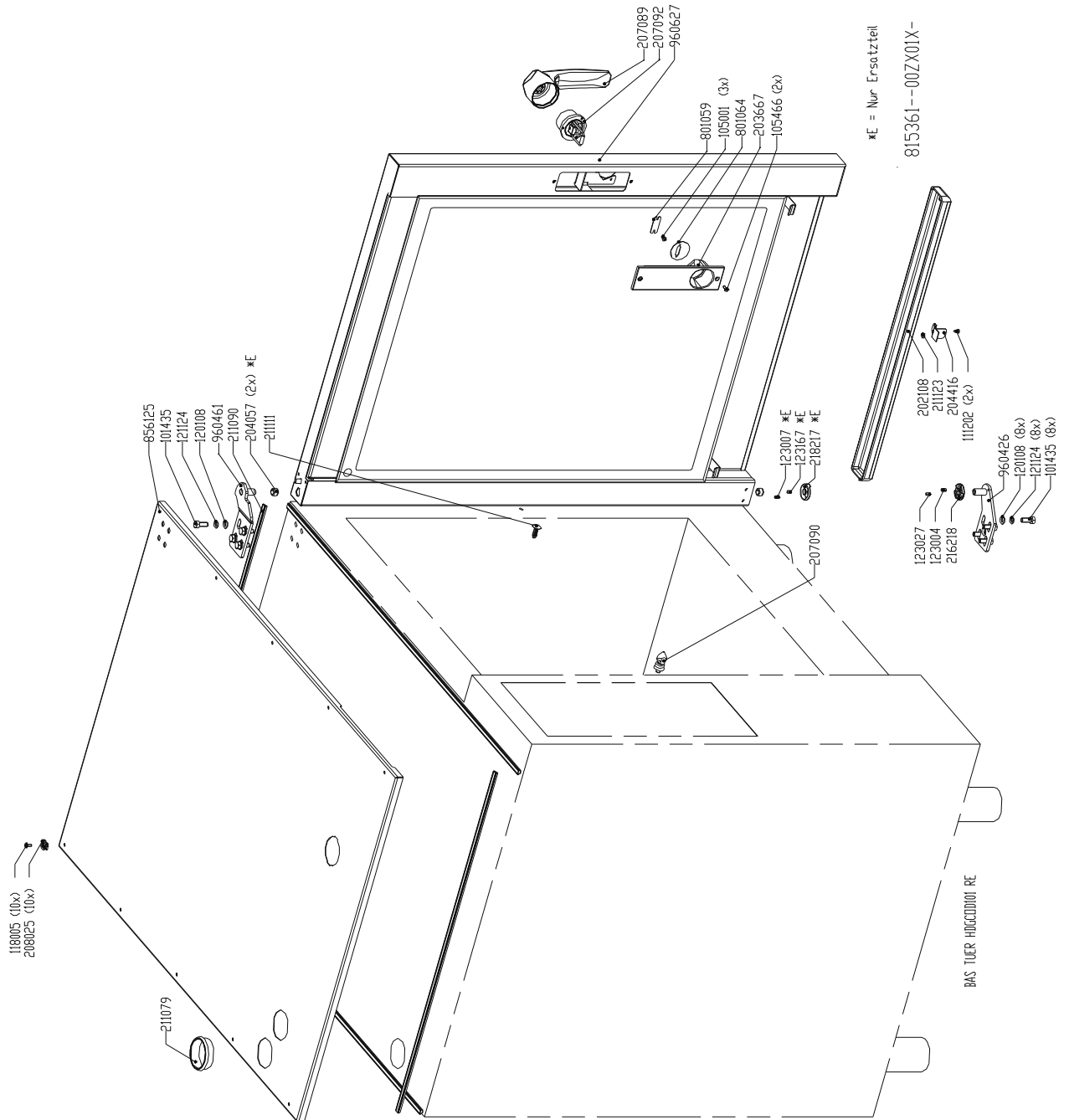
Chassis door area HD6.x, left hand hinged (gas unit)



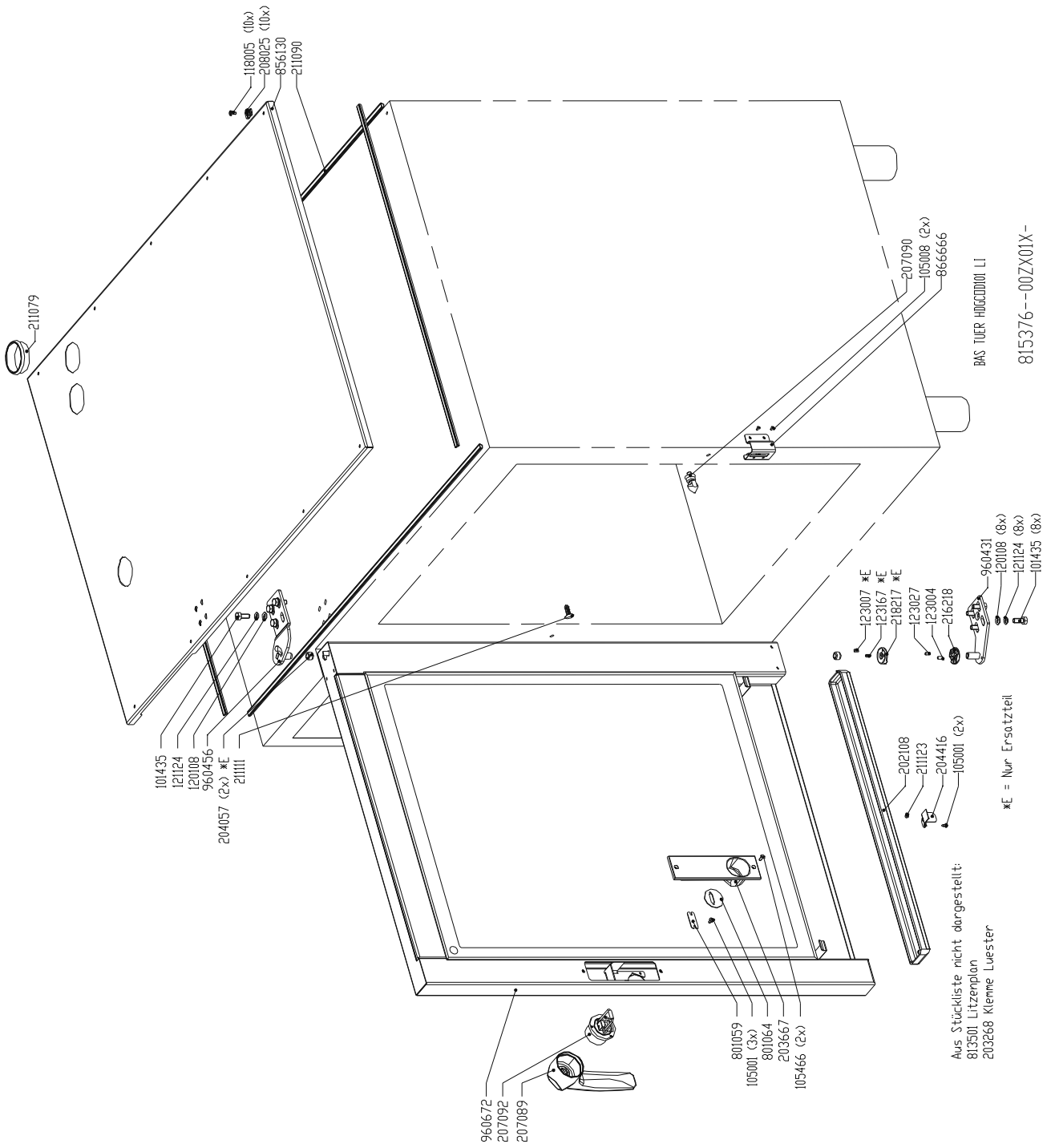
Chassis door area HD6.x, right hand hinged (gas unit)



Chassis door area HD10.x, right hand hinged (gas unit)

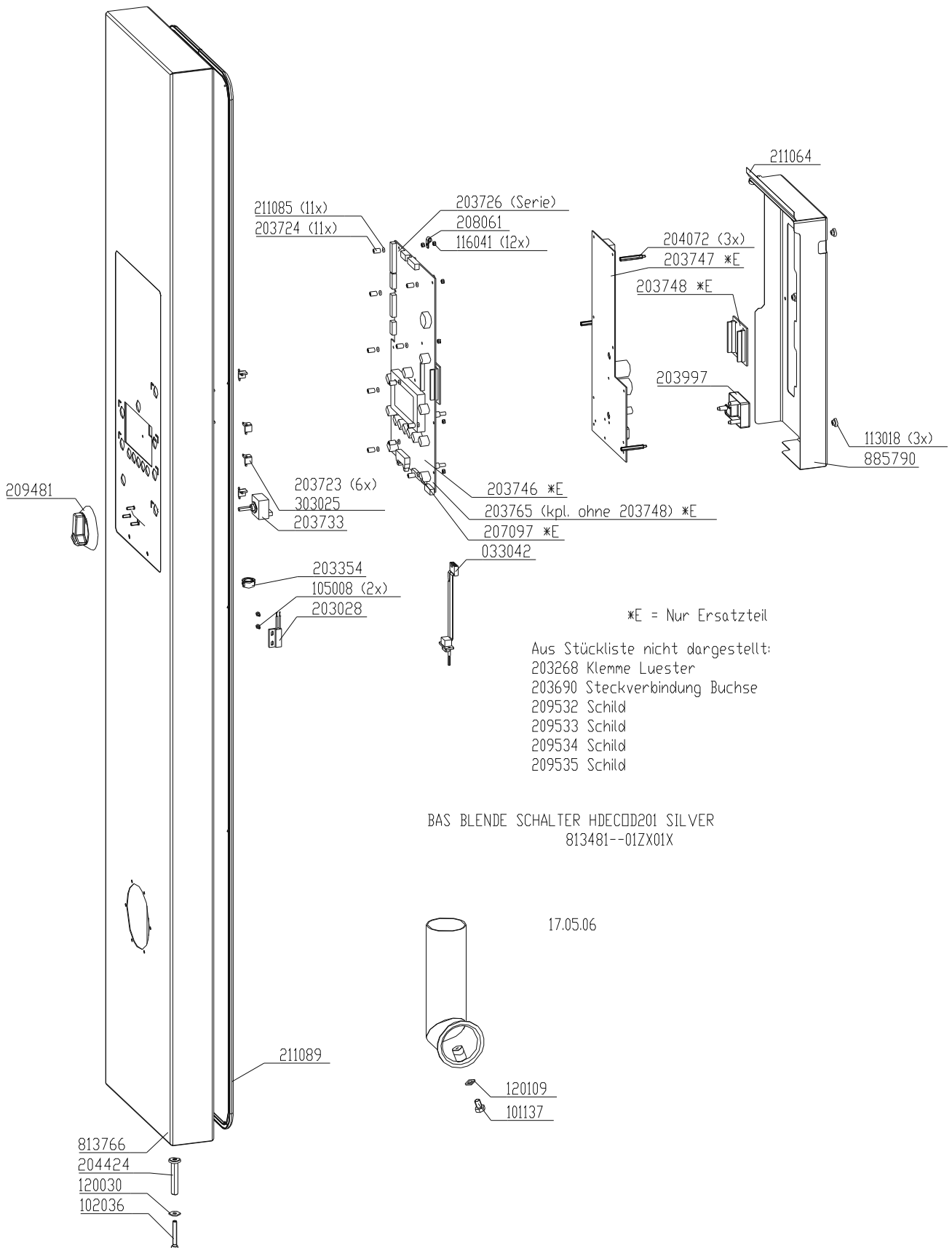


Chassis door area HD10.x, left hand hinged (gas unit)

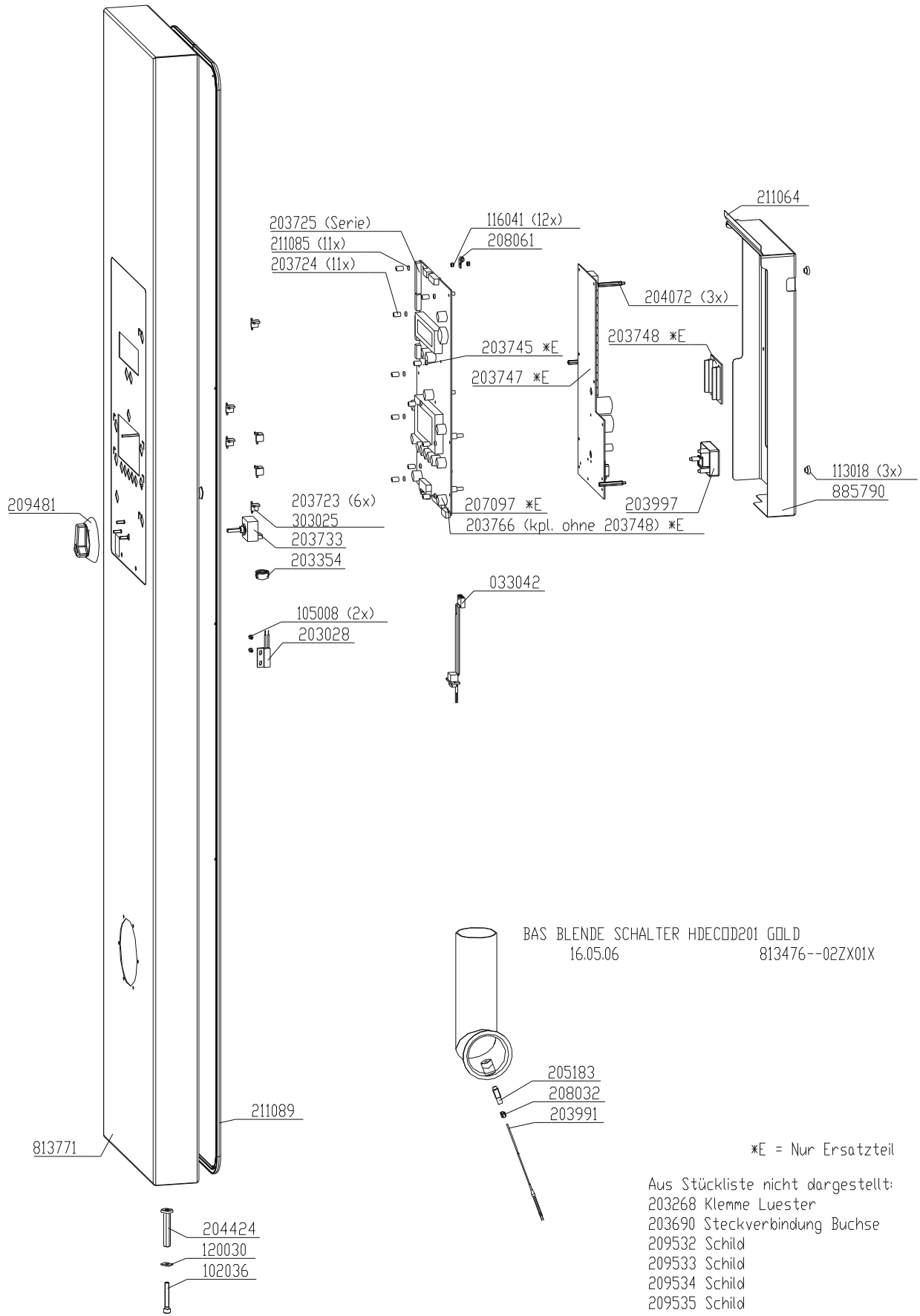


Exploded drawings HD20.x

Front panel HD20.x Silver

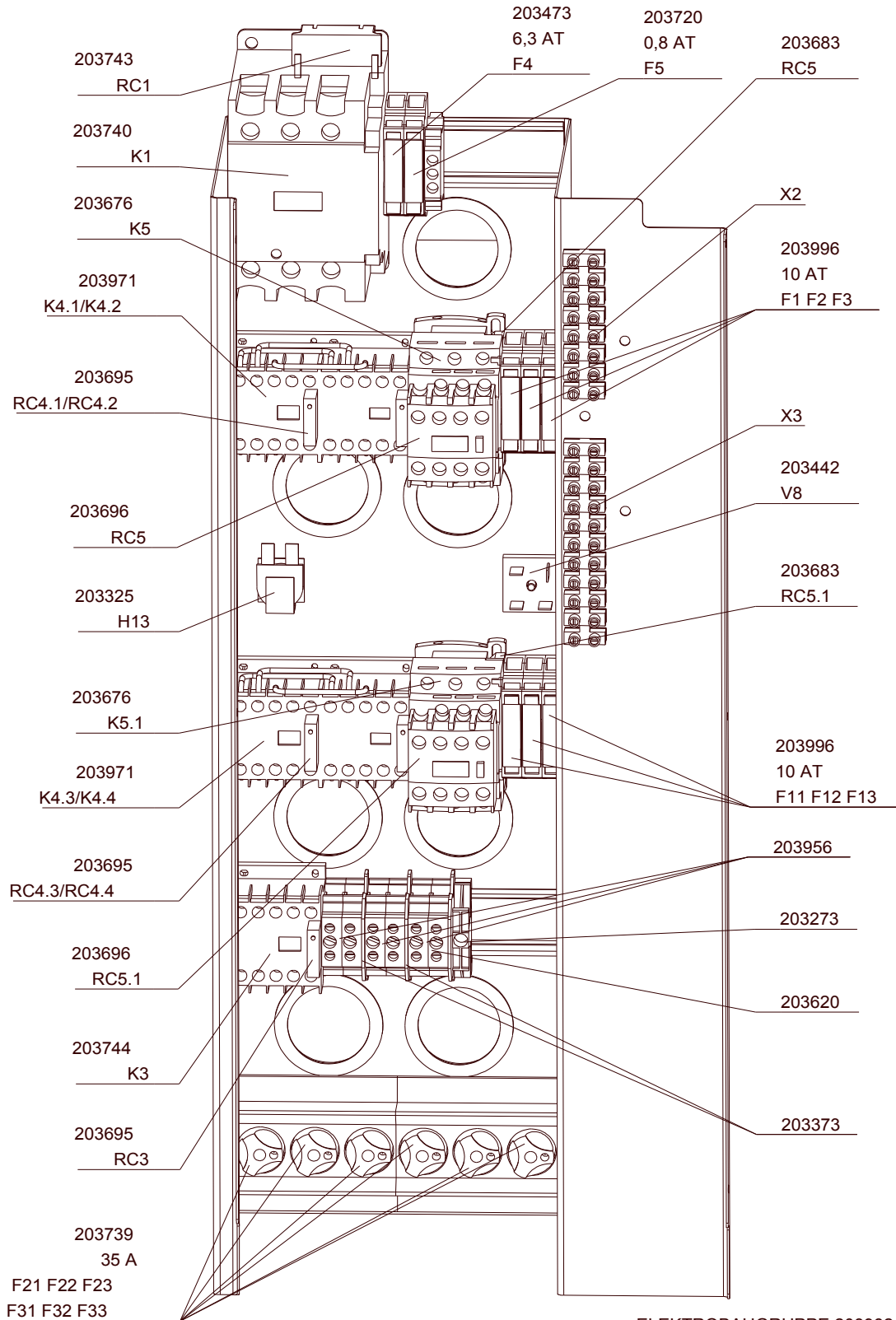


Front panel HD20.x Gold



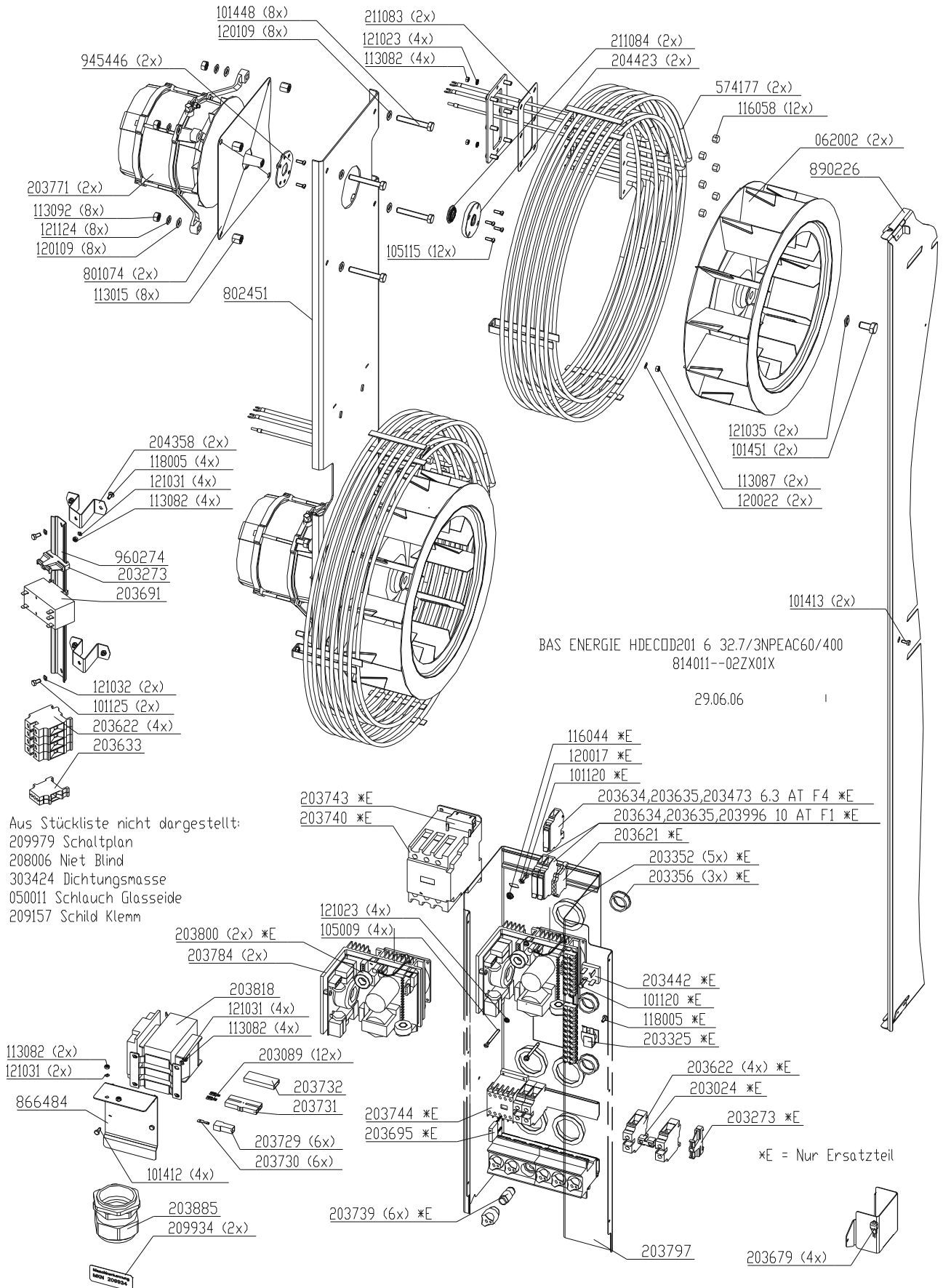
Electric assembly (contactor controlled version) HD20.1

(Valid until serial-no. 06021061 // 08/2006)

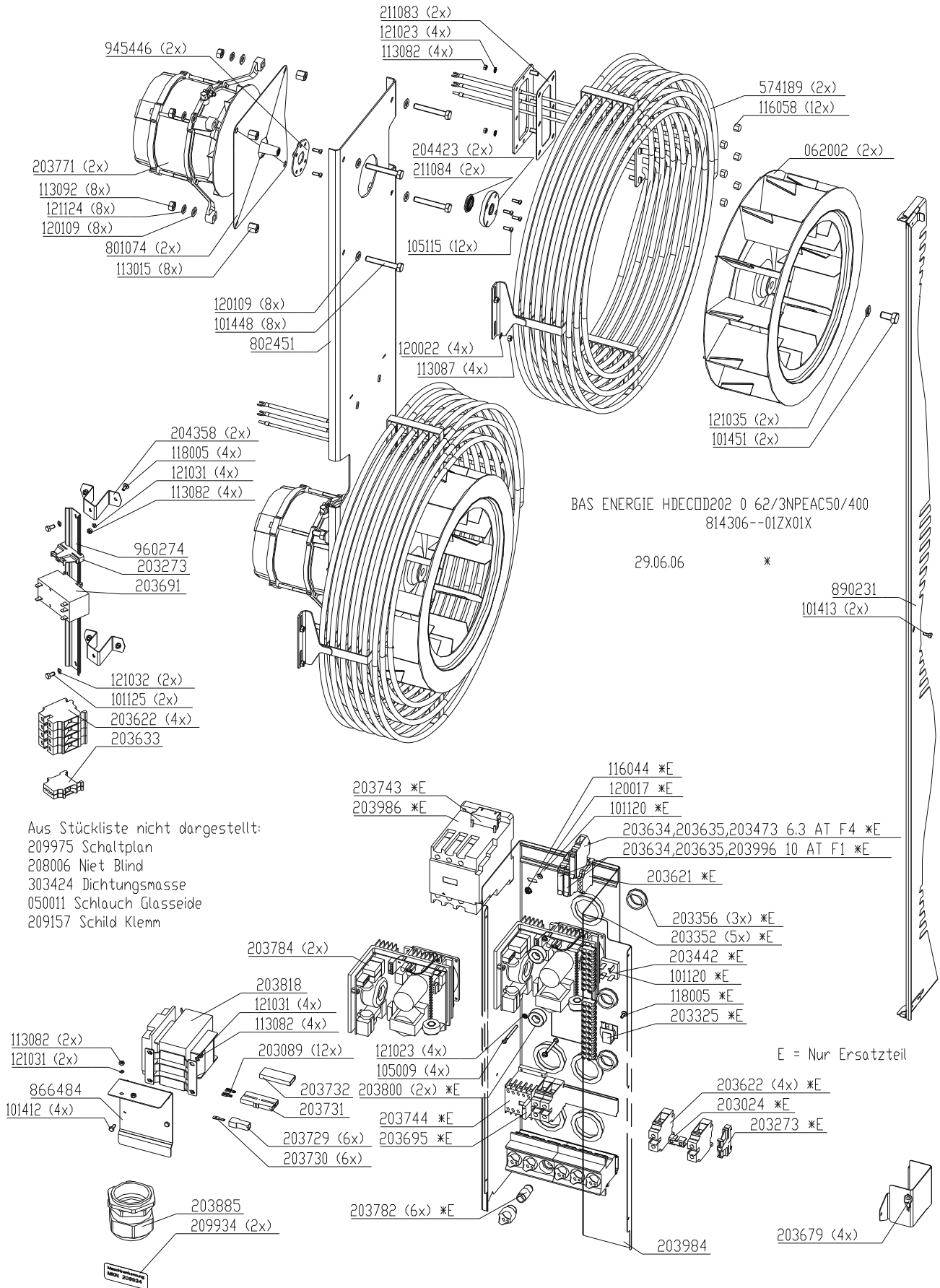


ELEKTROBAUGRUPPE 203982 20
20.05.03 PN
69-01ZM11-A (-A/ 3.02.05 PN)

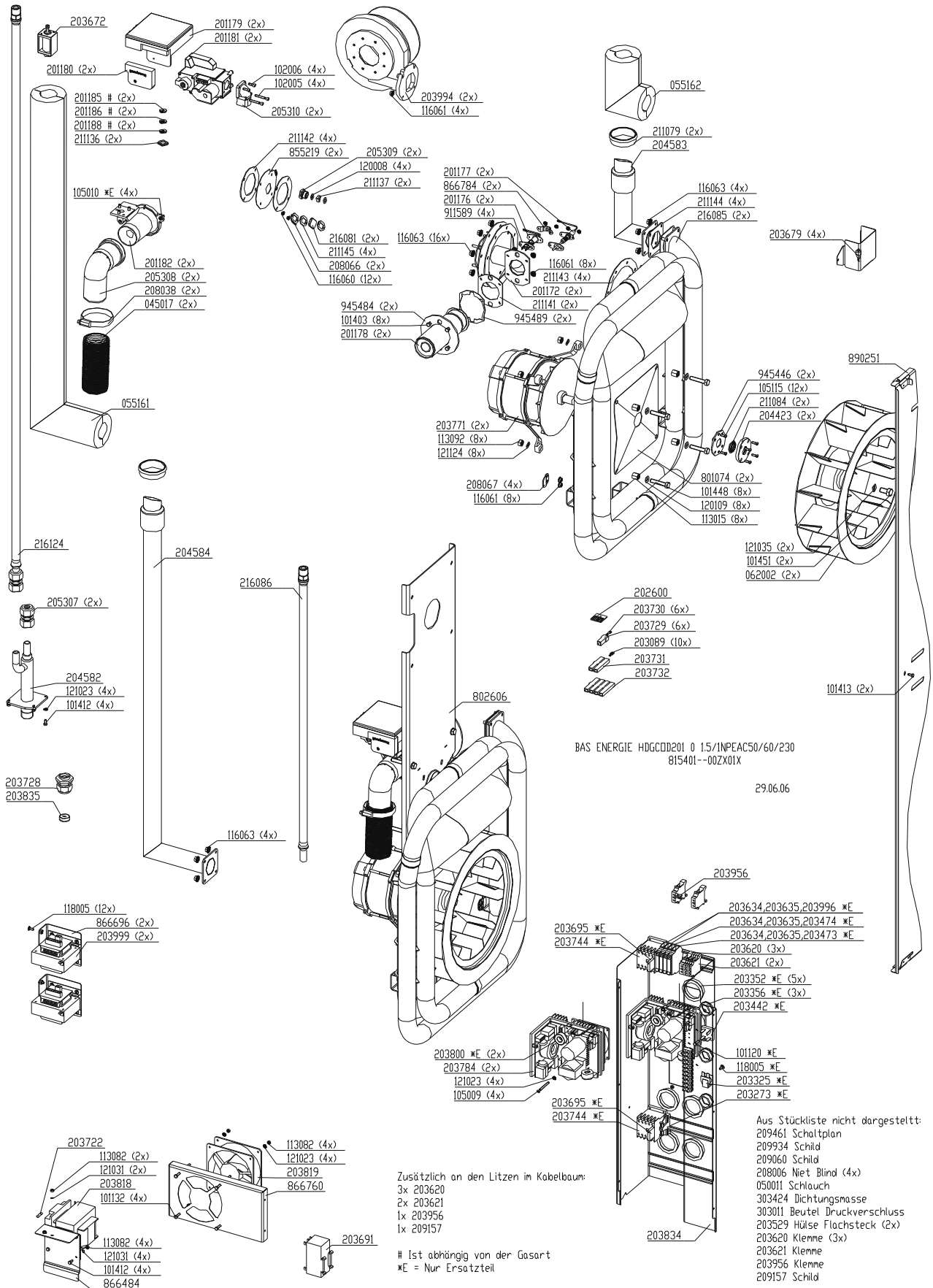
Electric assembly 3NPEAC 400V HD20.1



Electric assembly 3NPEAC 400V HD20.2

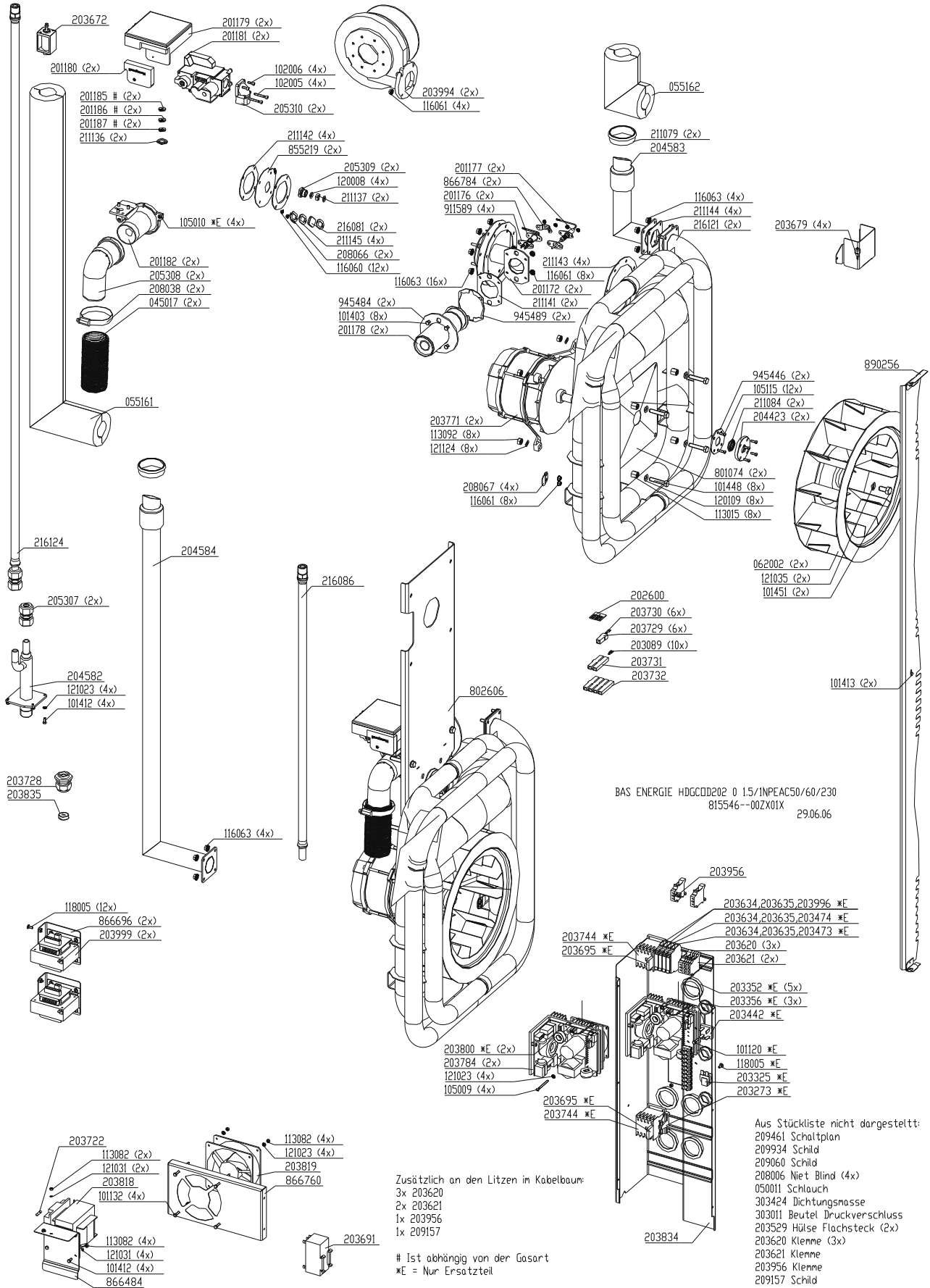


Gas assembly HD20.1 (Gas unit)

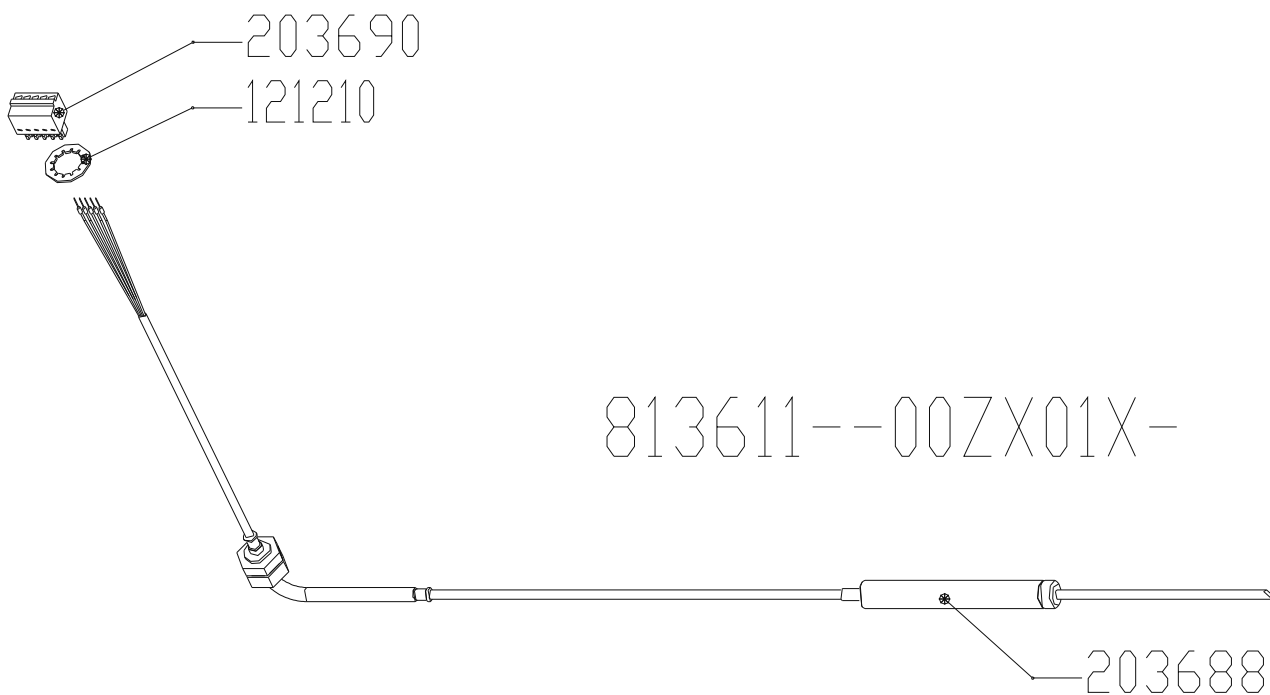


Aus Stückliste nicht dargestellt:
 209461 Schaltplan
 209934 Schild
 209060 Schild
 208006 Niet Blind (4x)
 050011 Schlauch
 303424 Dichtungsmasse
 303011 Beutel Druckverschluss
 203529 Hülse Flachsteck (2x)
 203620 Klemme (3x)
 203621 Klemme
 203956 Klemme
 209157 Schild

Gas assembly HD20.2 (Gas unit)

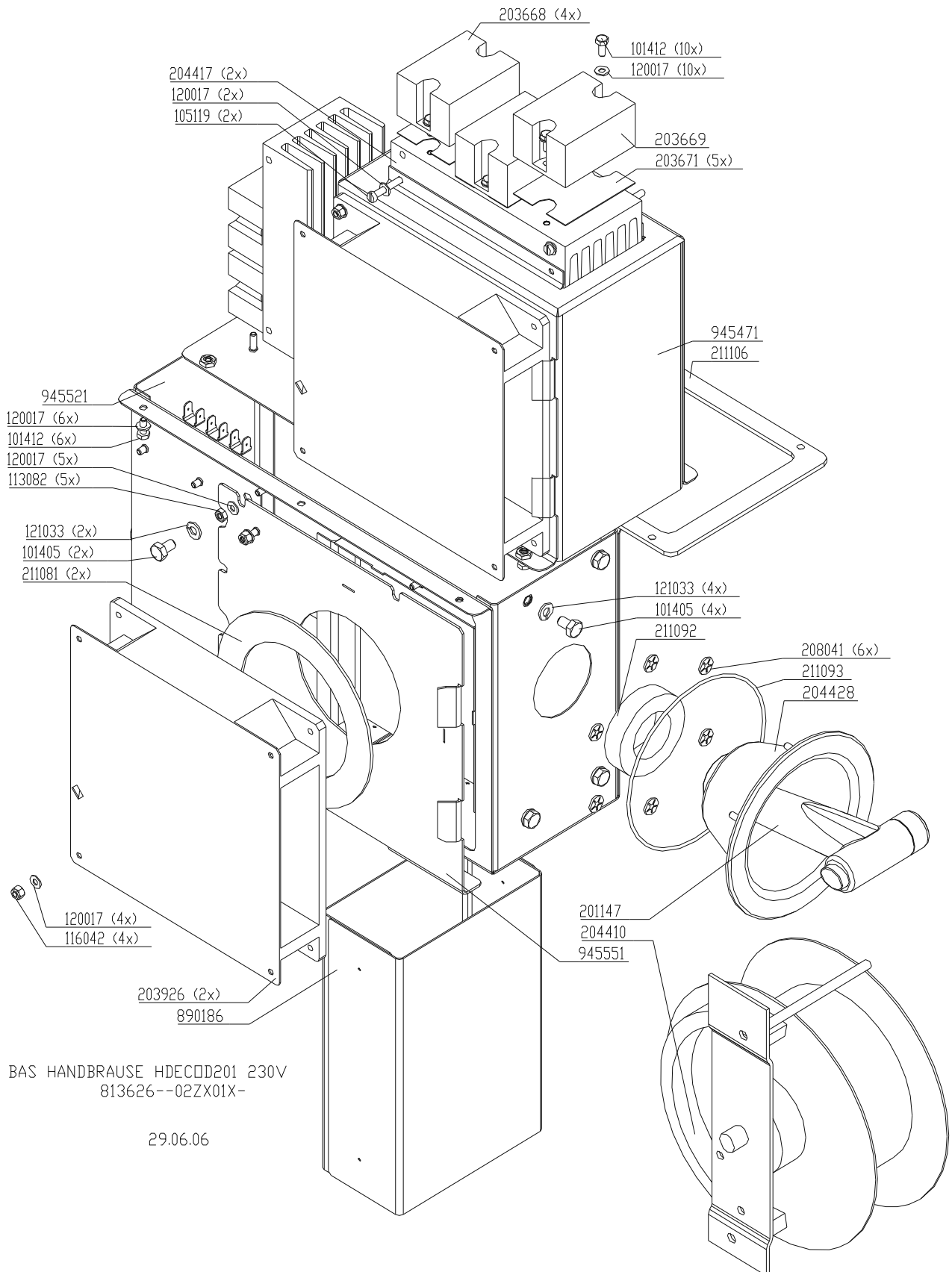


Core temperature probe HD20.x

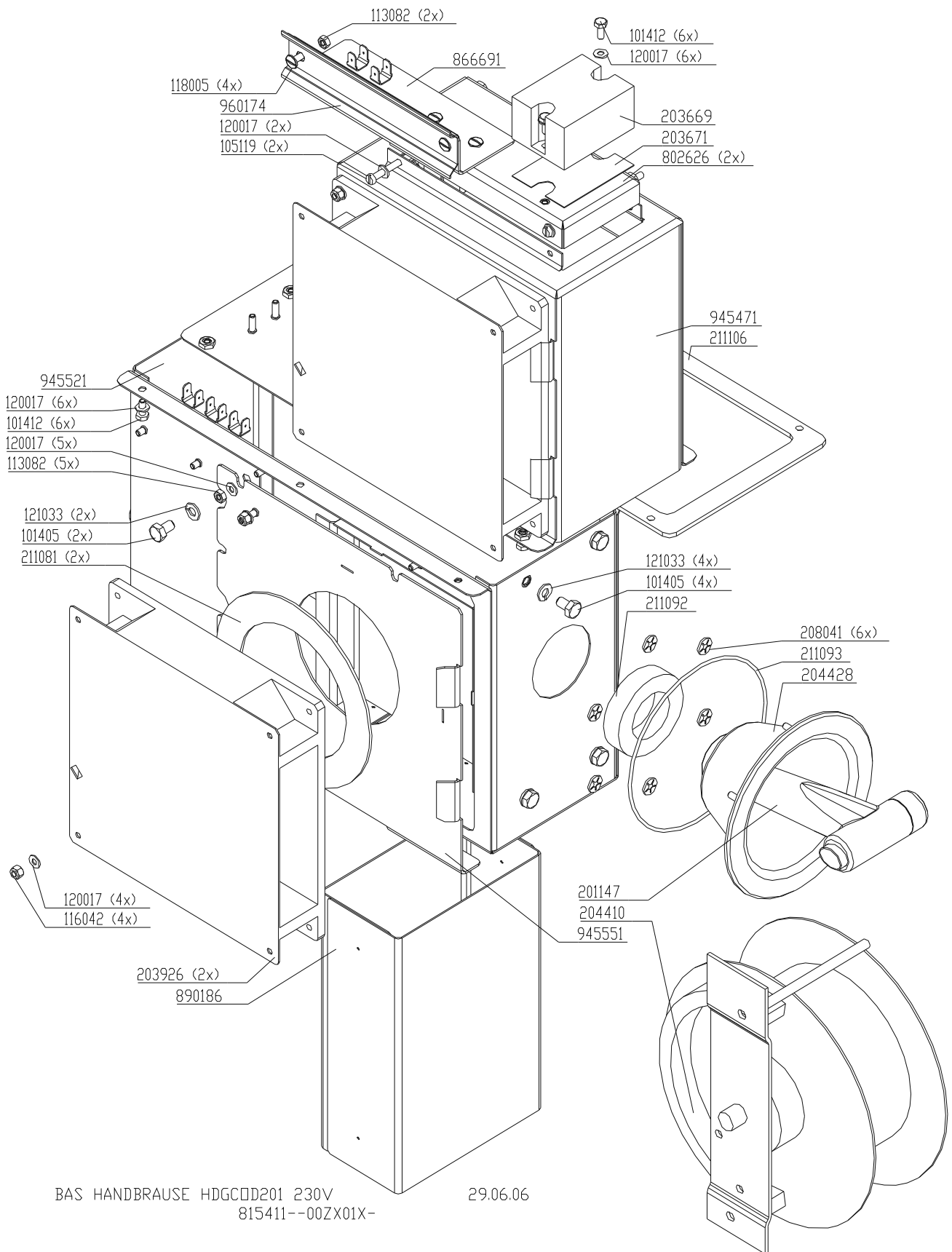


BAS FUEHLER HDECOD201 GOLD

Tube carrier box & handshower HD20.x (electric unit)

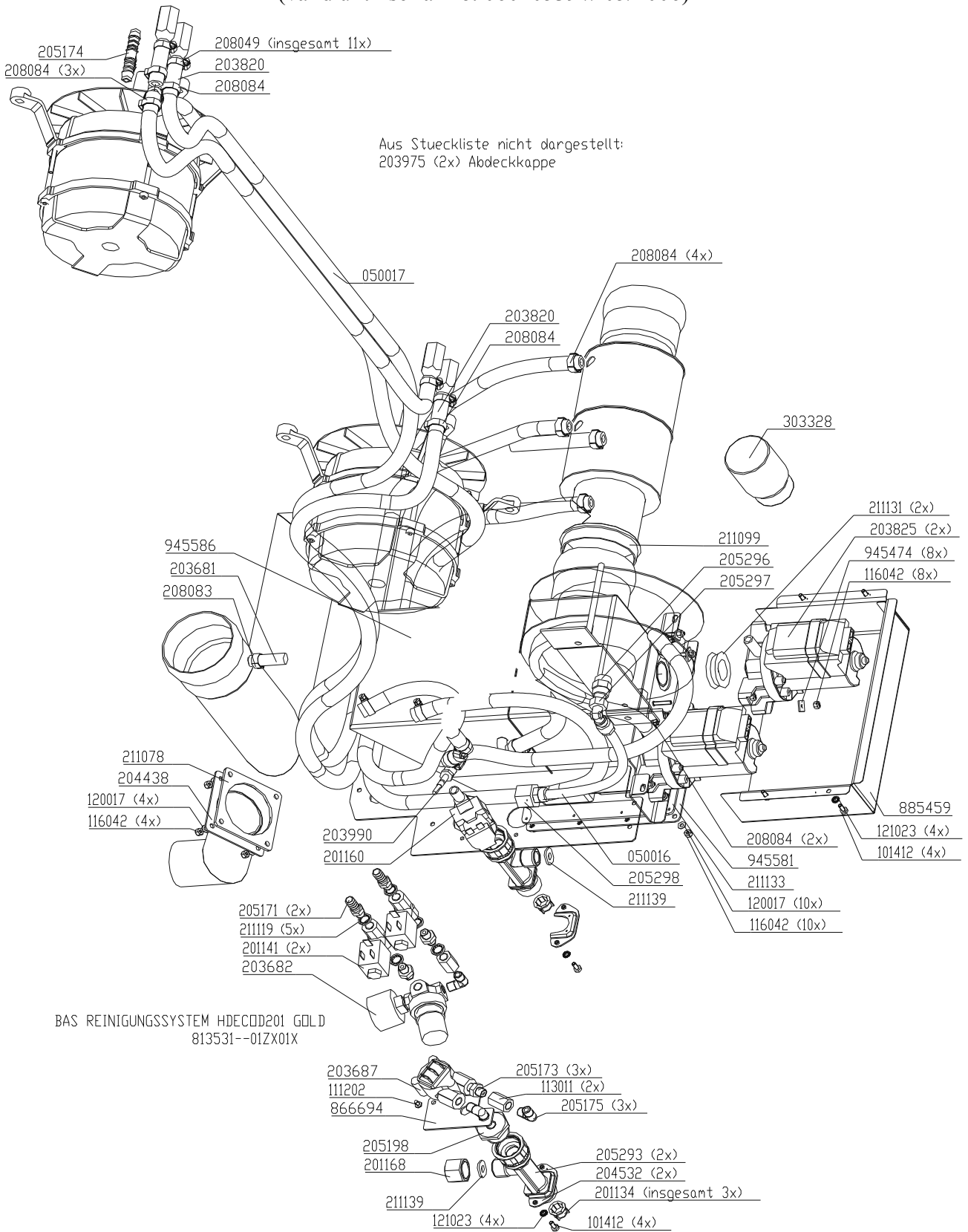


Tube carrier box & handshower HD20.x (Gas unit)



Water assembly 50Hz with WaveClean HD20.x

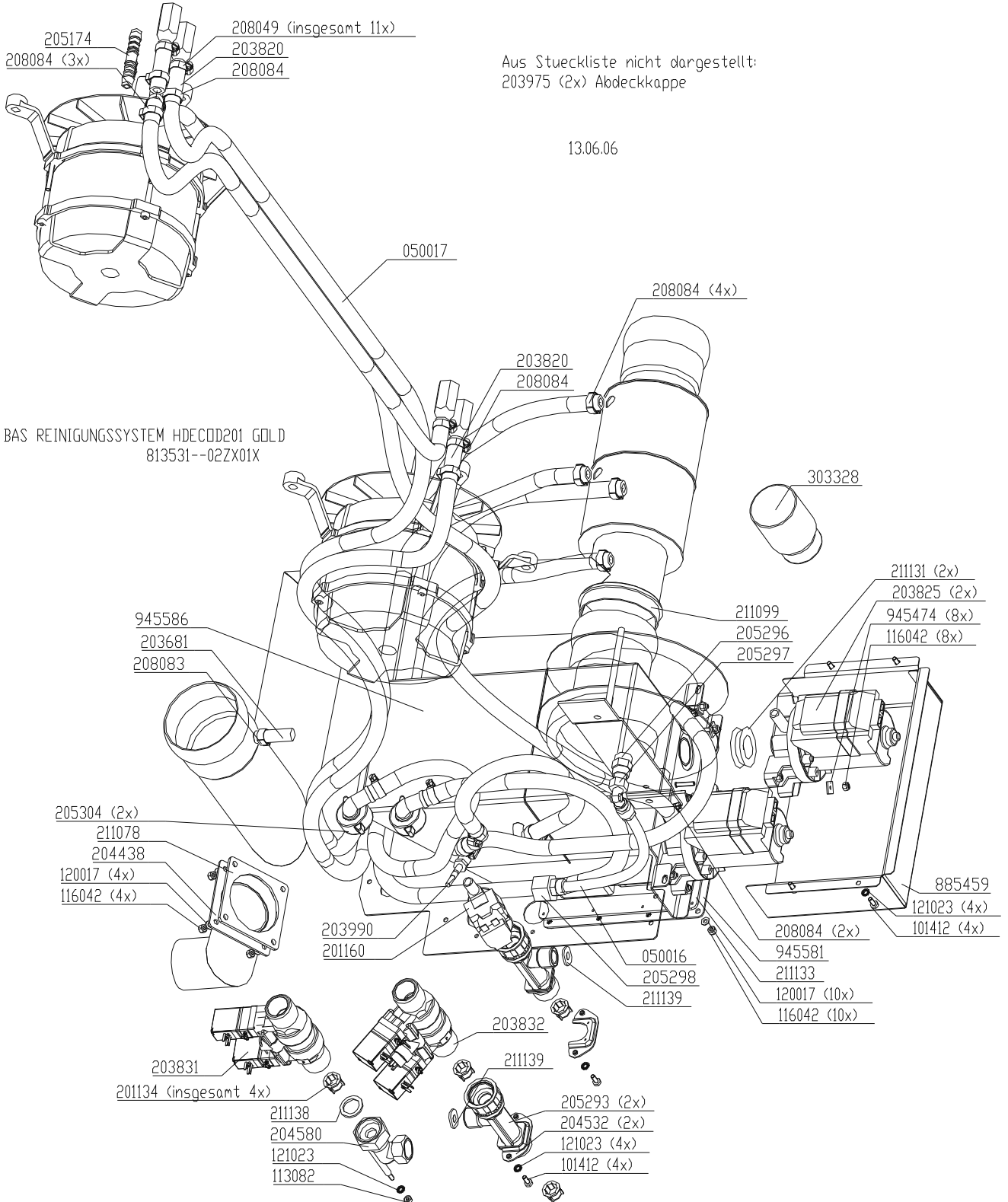
(valid until serial-no. 06020539 // 05/2006)



25.07.06

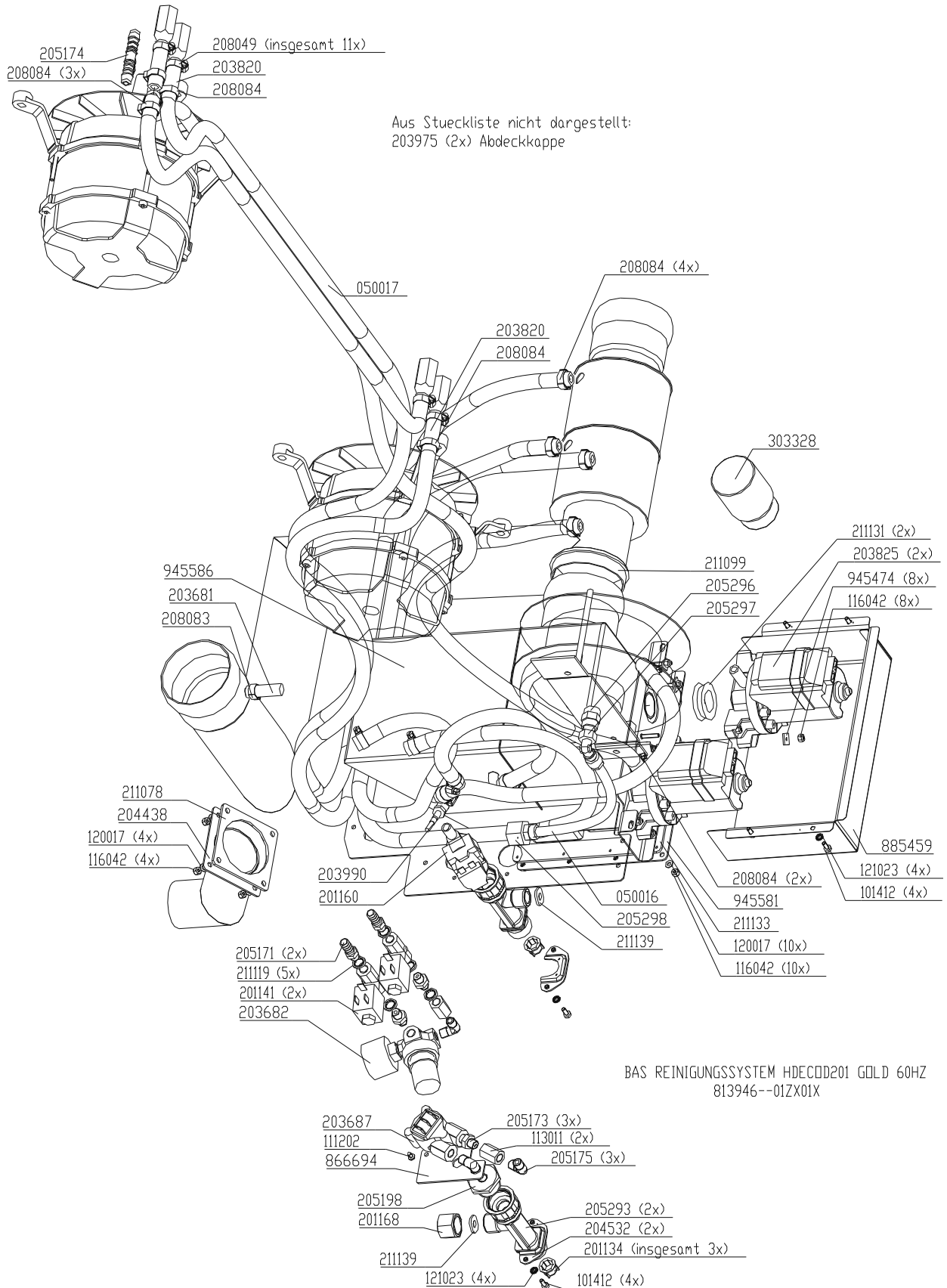
Water assembly 50Hz with WaveClean HD20.x

(Valid from serial-no. 06020540 // 05/2006)



Water assembly 60Hz with WaveClean HD20.x

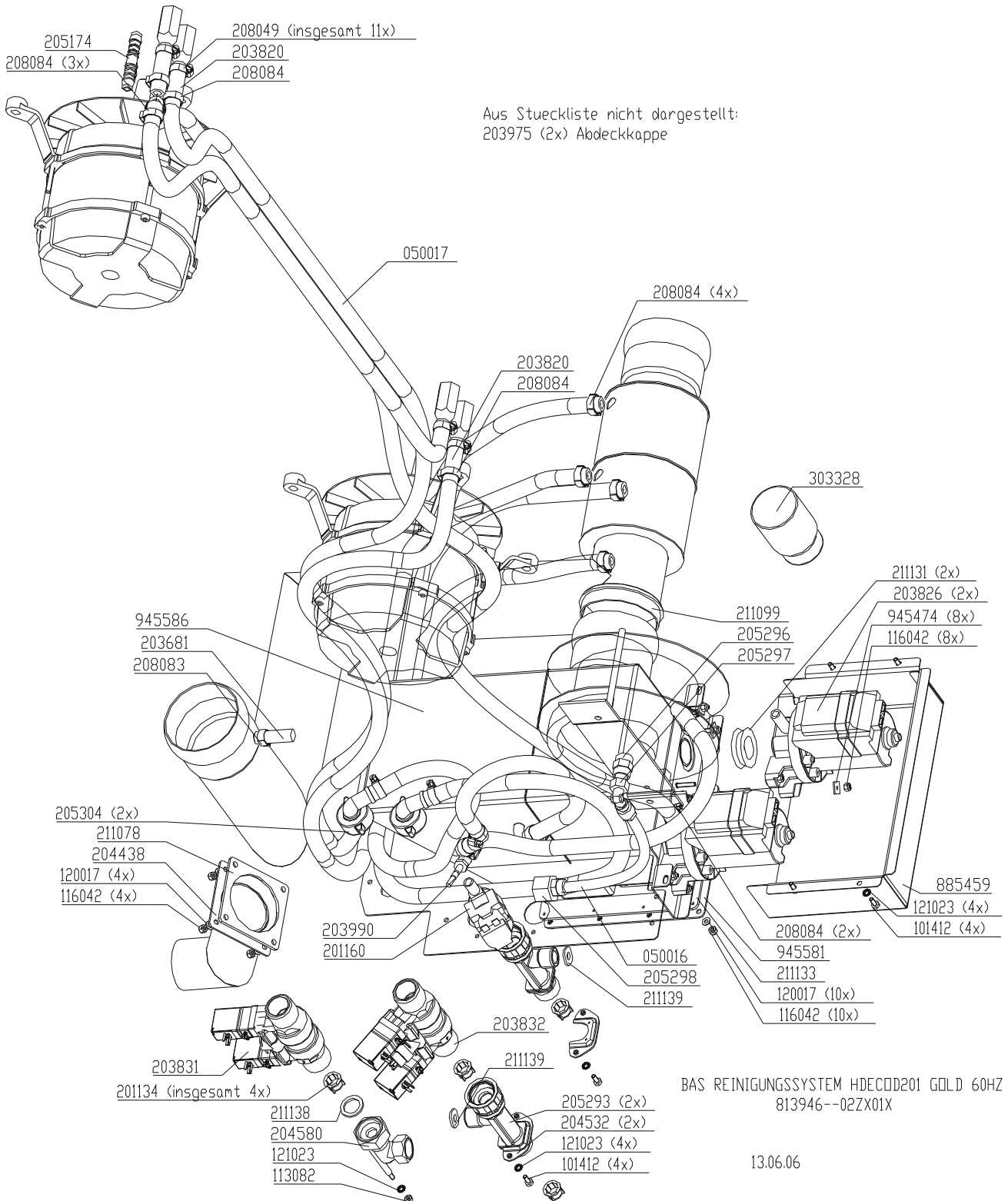
(Valid until serial-no. 06020539 // 05/2006)



BAS REINIGUNGSSYSTEM HDECDD201 GOLD 60HZ
813946--01ZX01X

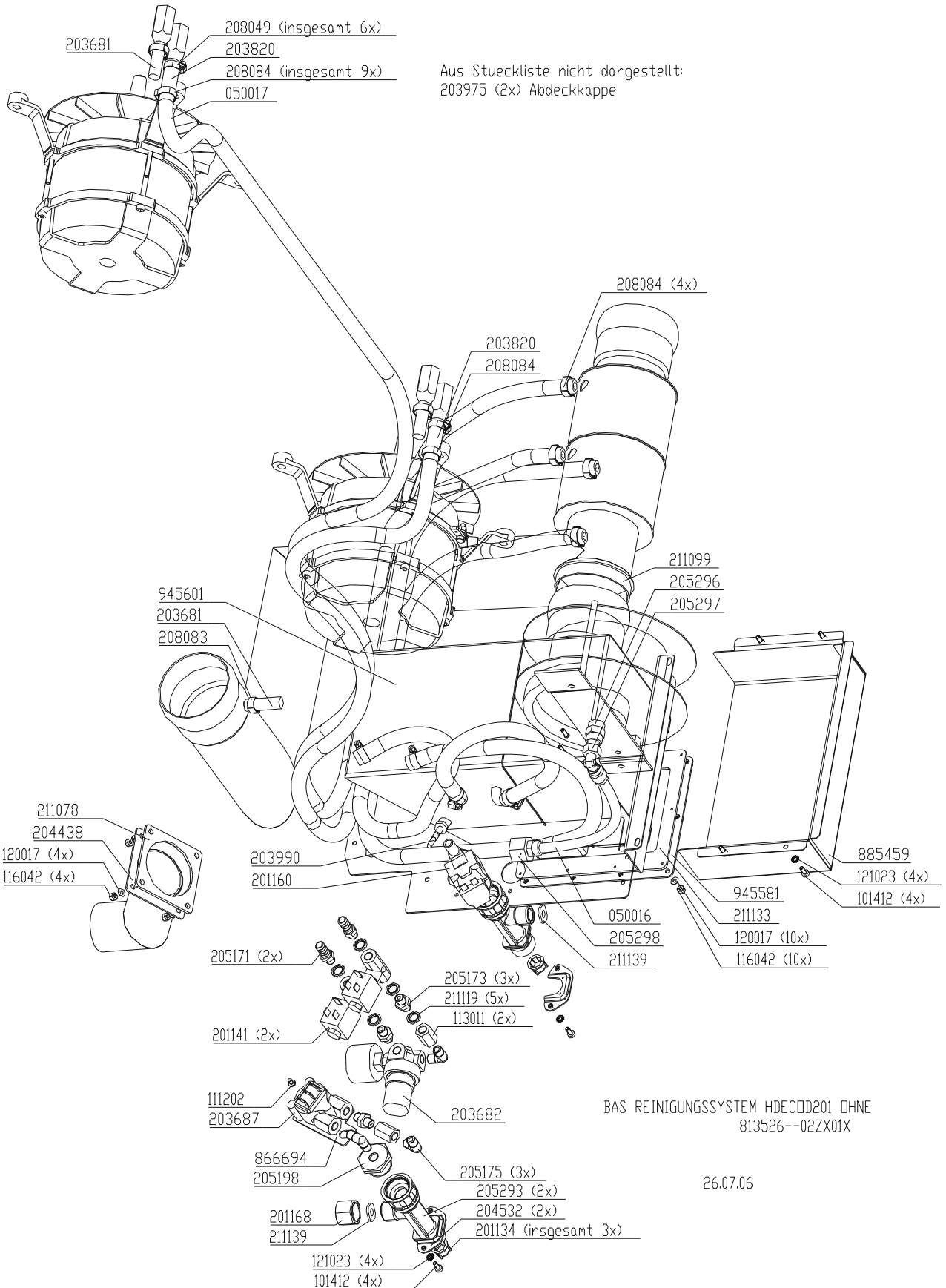
Water assembly 60Hz with WaveClean HD20.x

(Vailid from serial-no. 06020540 // 05/2006)



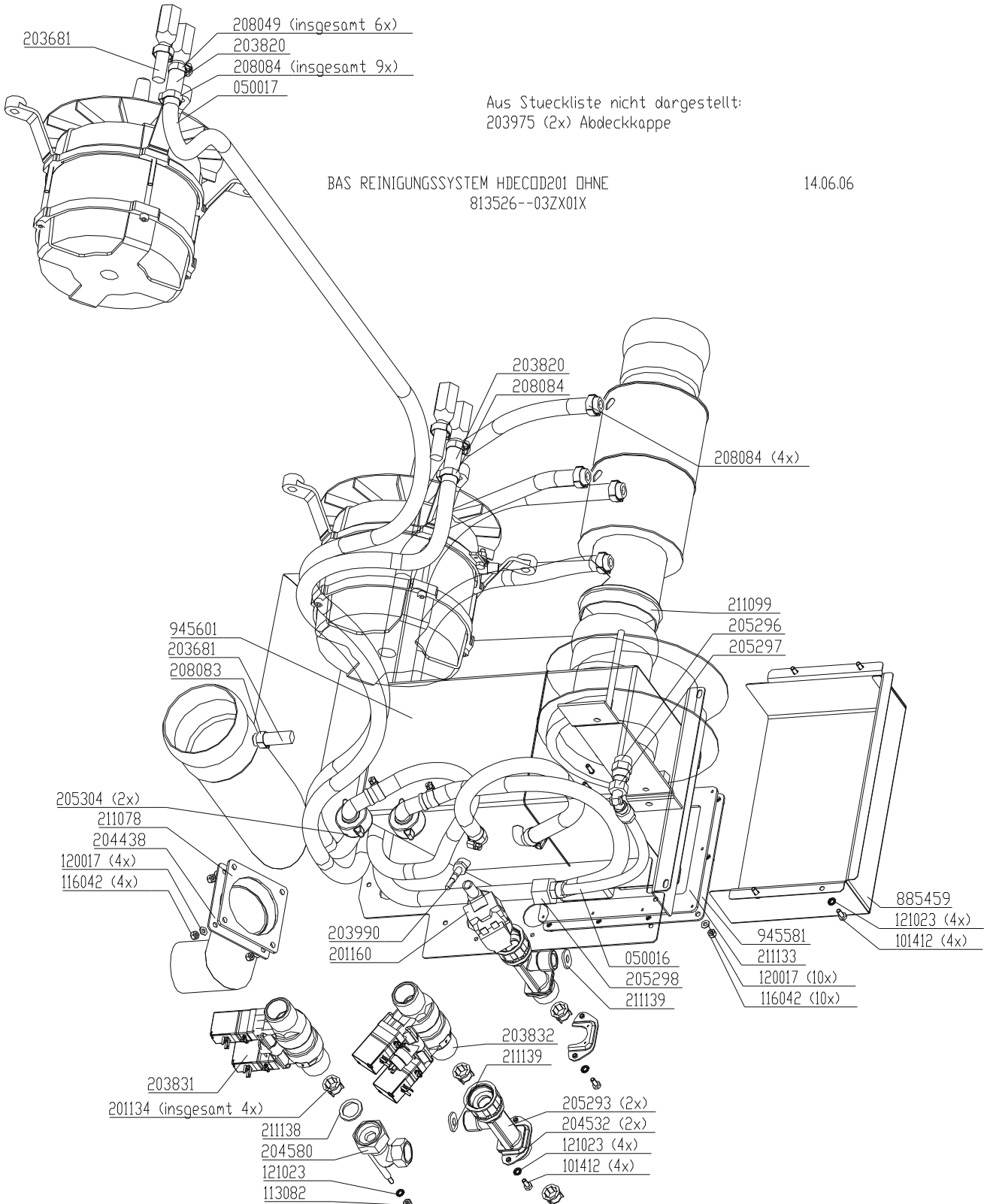
Water assembly without WaveClean HD20.x

(Valid until serial-no. 06020539 // 05/2006)

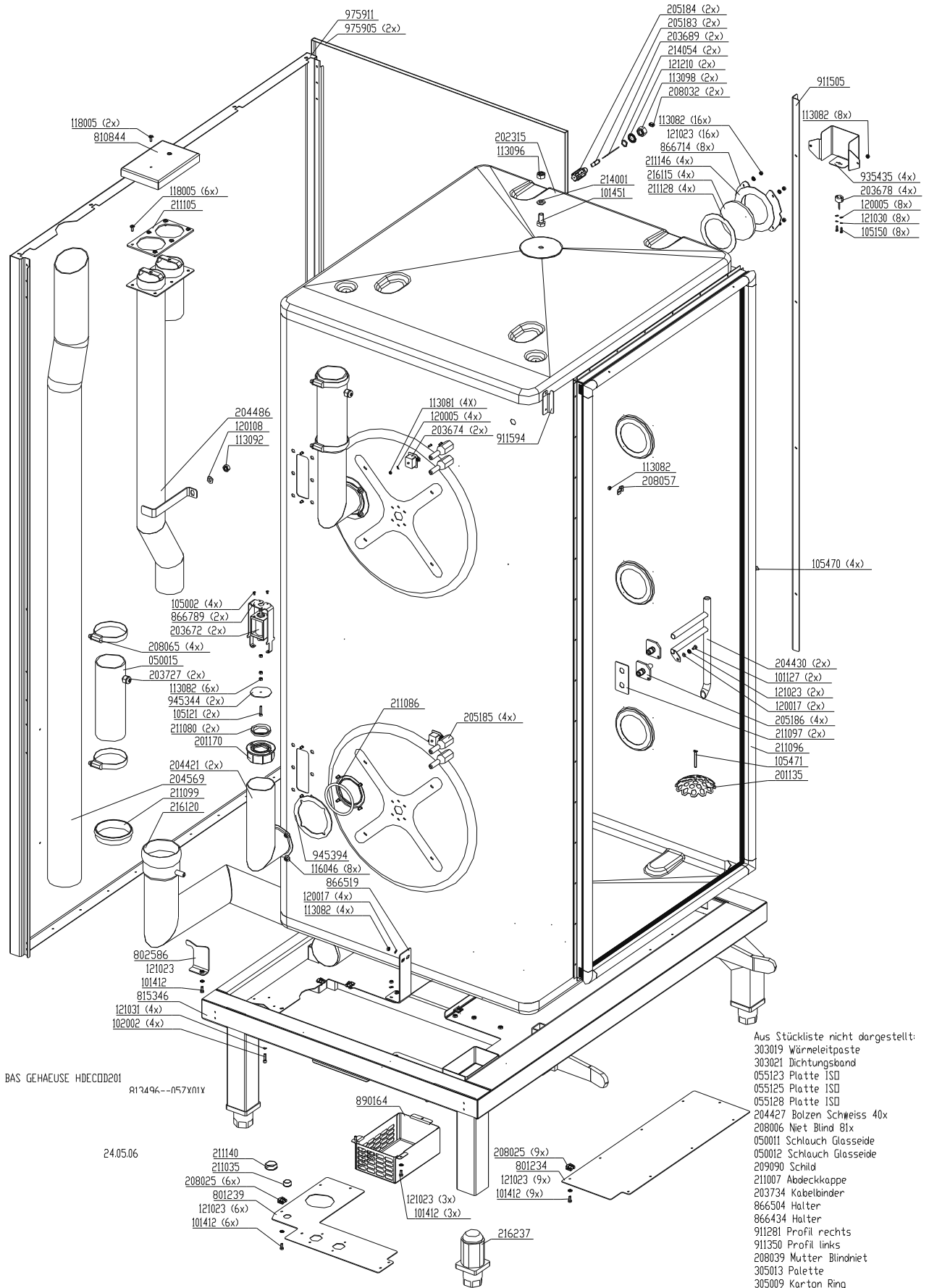


Water assembly without WaveClean HD20.x

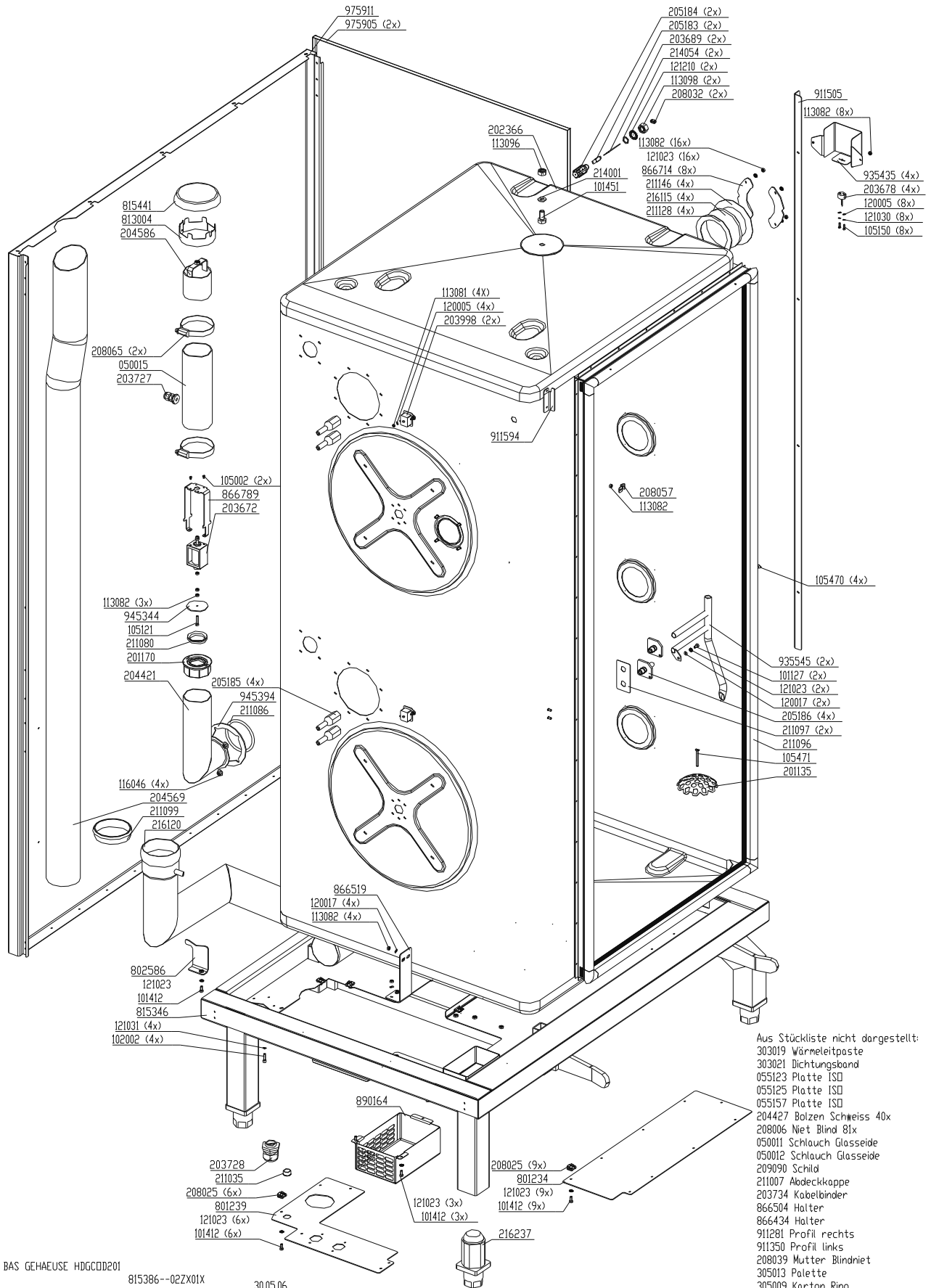
(Valid from serial-no. 06020540 // 05/2006)



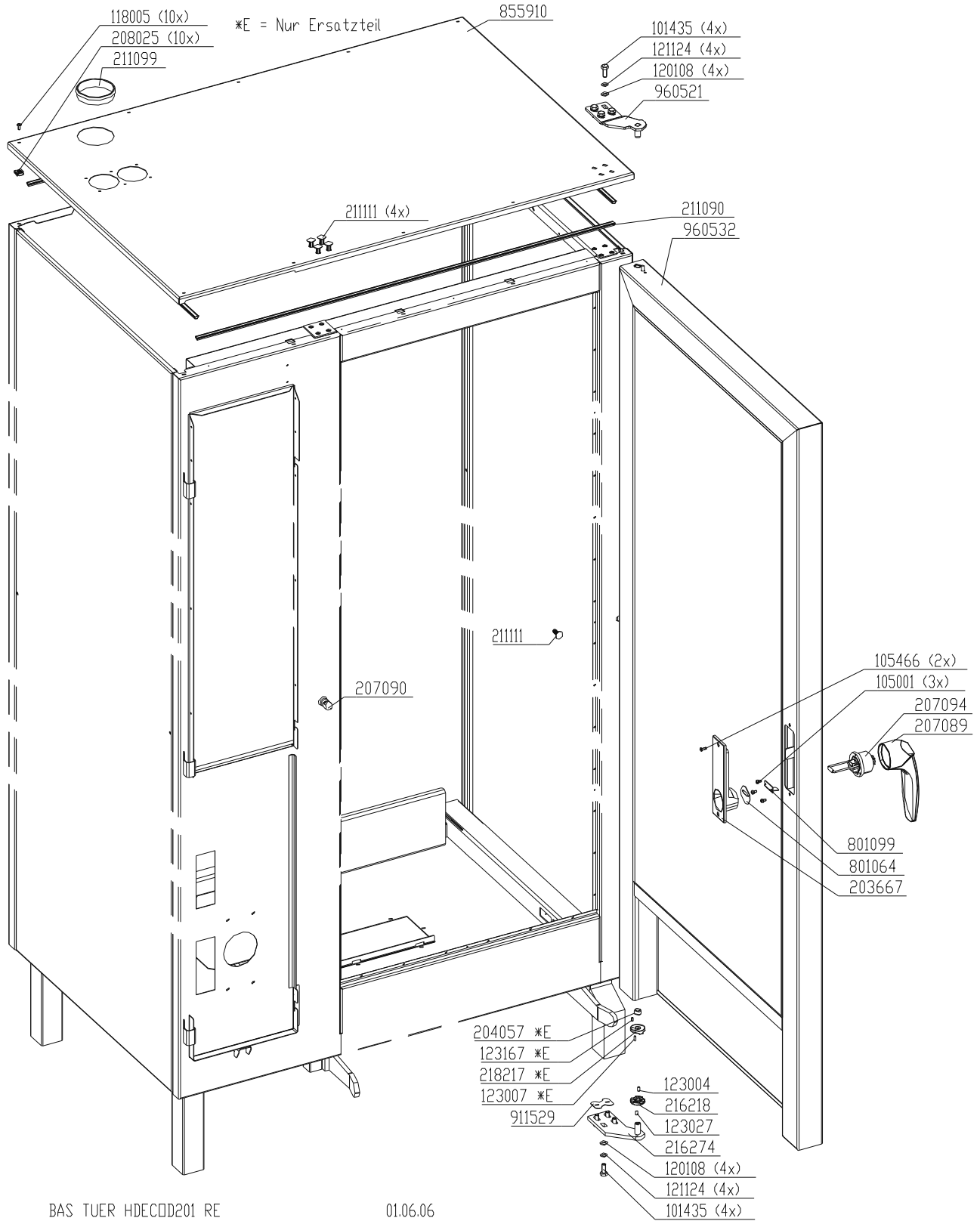
Chassis HD20.x (electric unit)



Chassis HD20.x (gas unit)



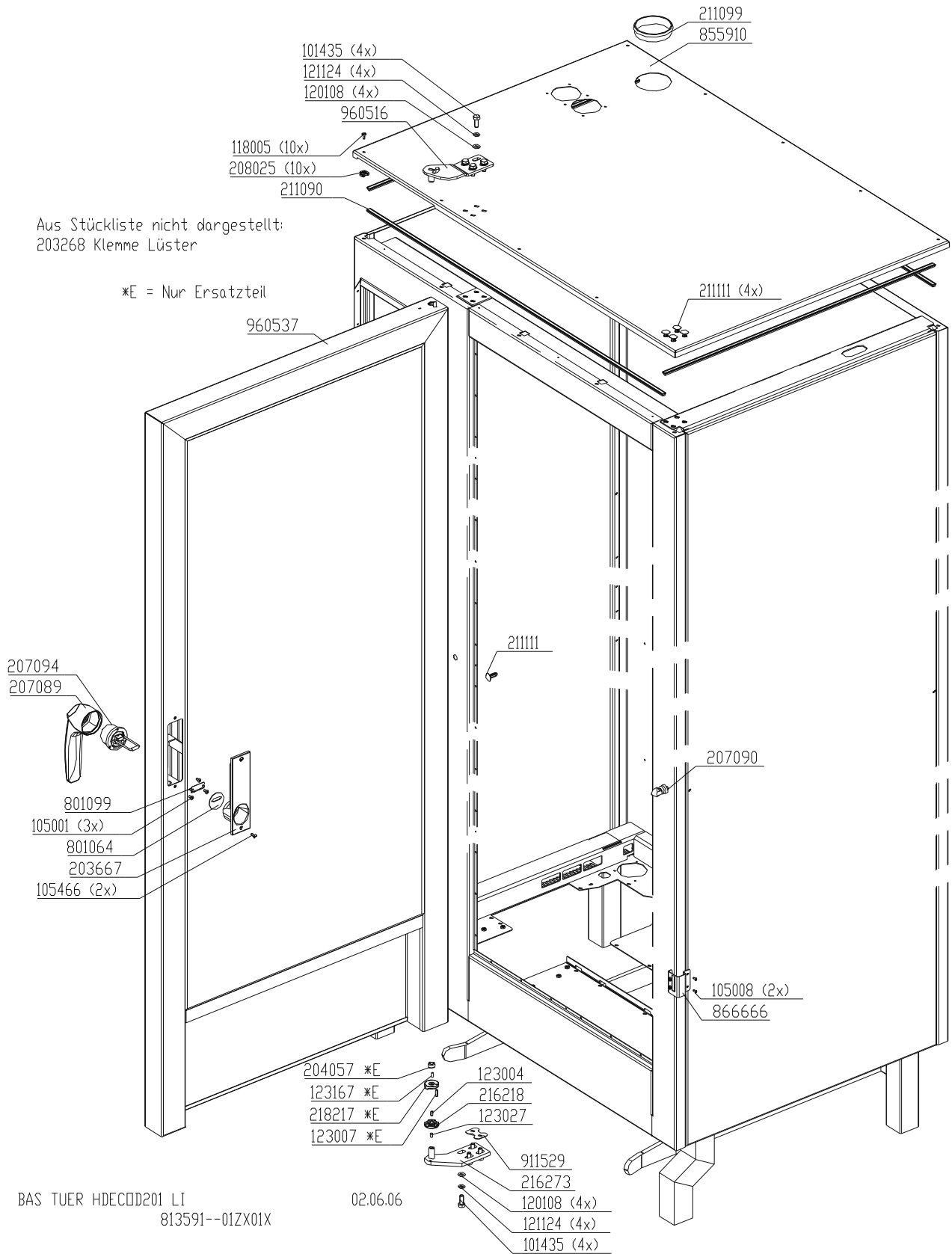
Chassis door area HD20.x, right hand hinged (electric unit)



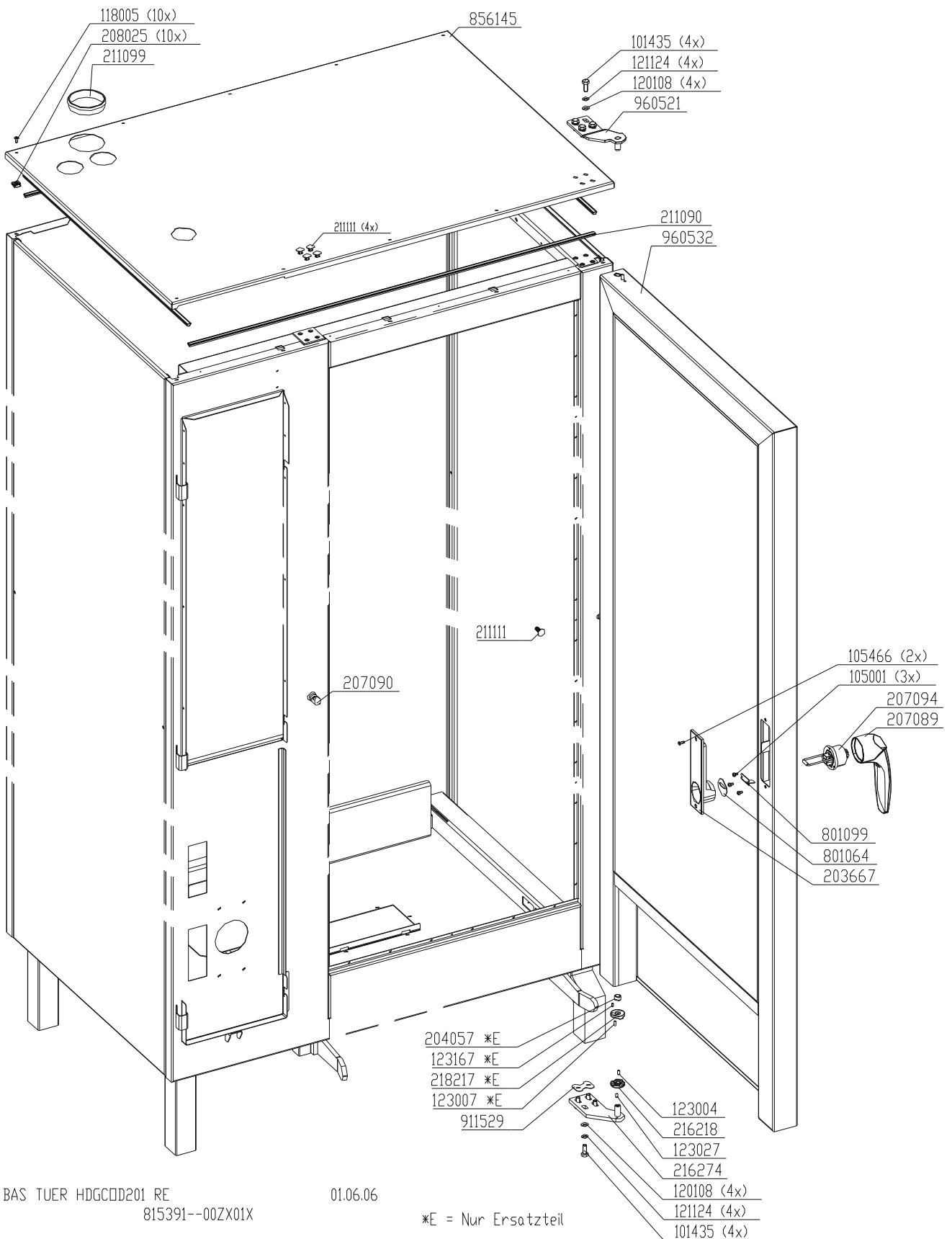
BAS TUER HDECOD201 RE
813581--00ZX01X

01.06.06

Chassis door area HD20.x, left hand hinged (electric unit)



Chassis door area HD20.x, right hand hinged (gas unit)

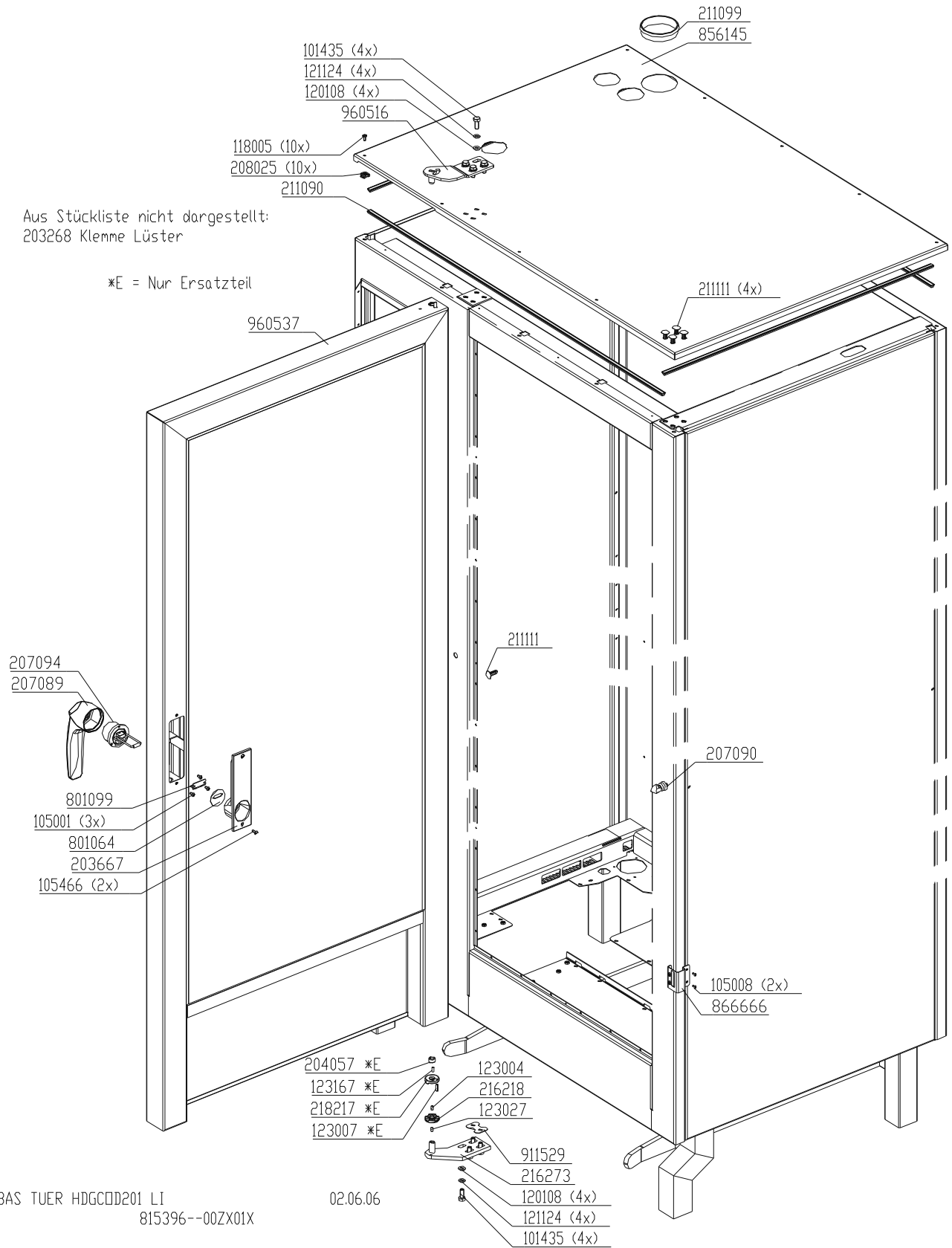


BAS TUER HDGCCD201 RE
815391--00ZX01X

01.06.06

*E = Nur Ersatzteil

Chassis door area HD20.x, left hand hinged (gas unit)



BAS TUER HDGCD201 LI
815396--00ZX01X

02.06.06

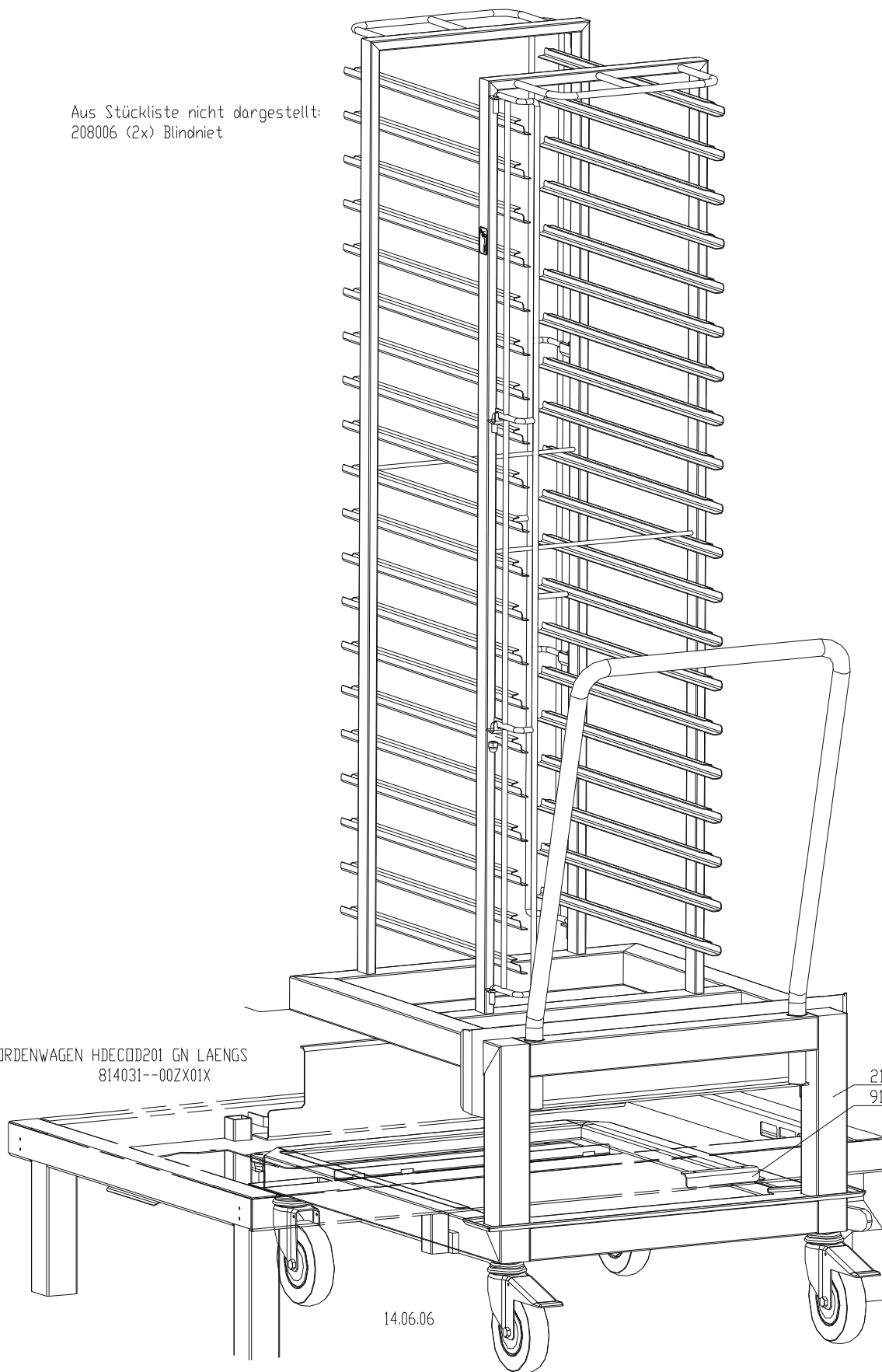
trolley, lengthwise HD20.1

Aus Stückliste nicht dargestellt:
208006 (2x) Blindniet

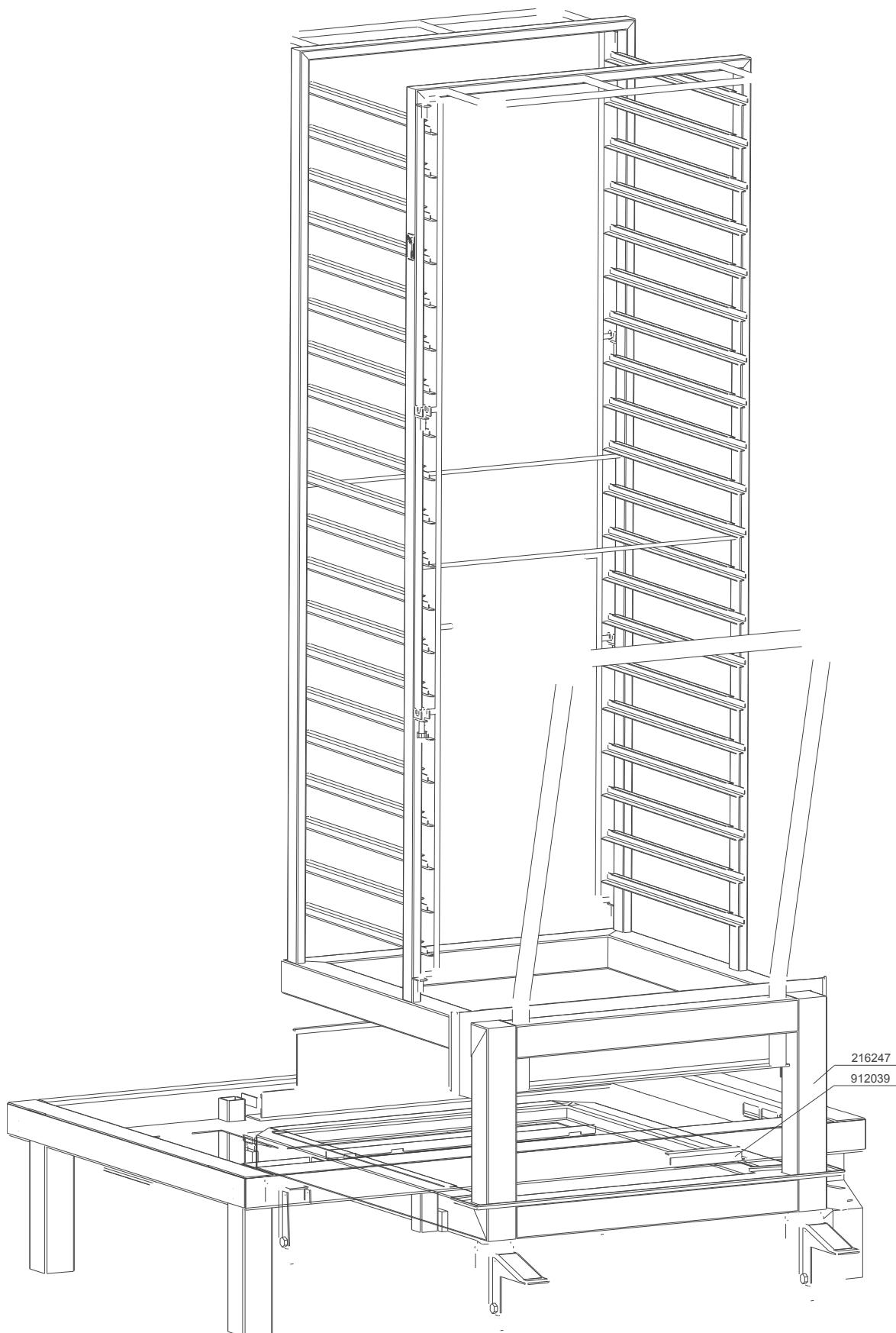
BAS HORDENWAGEN HDECOD201 GN LAENGS
814031--00ZX01X

216249
912039

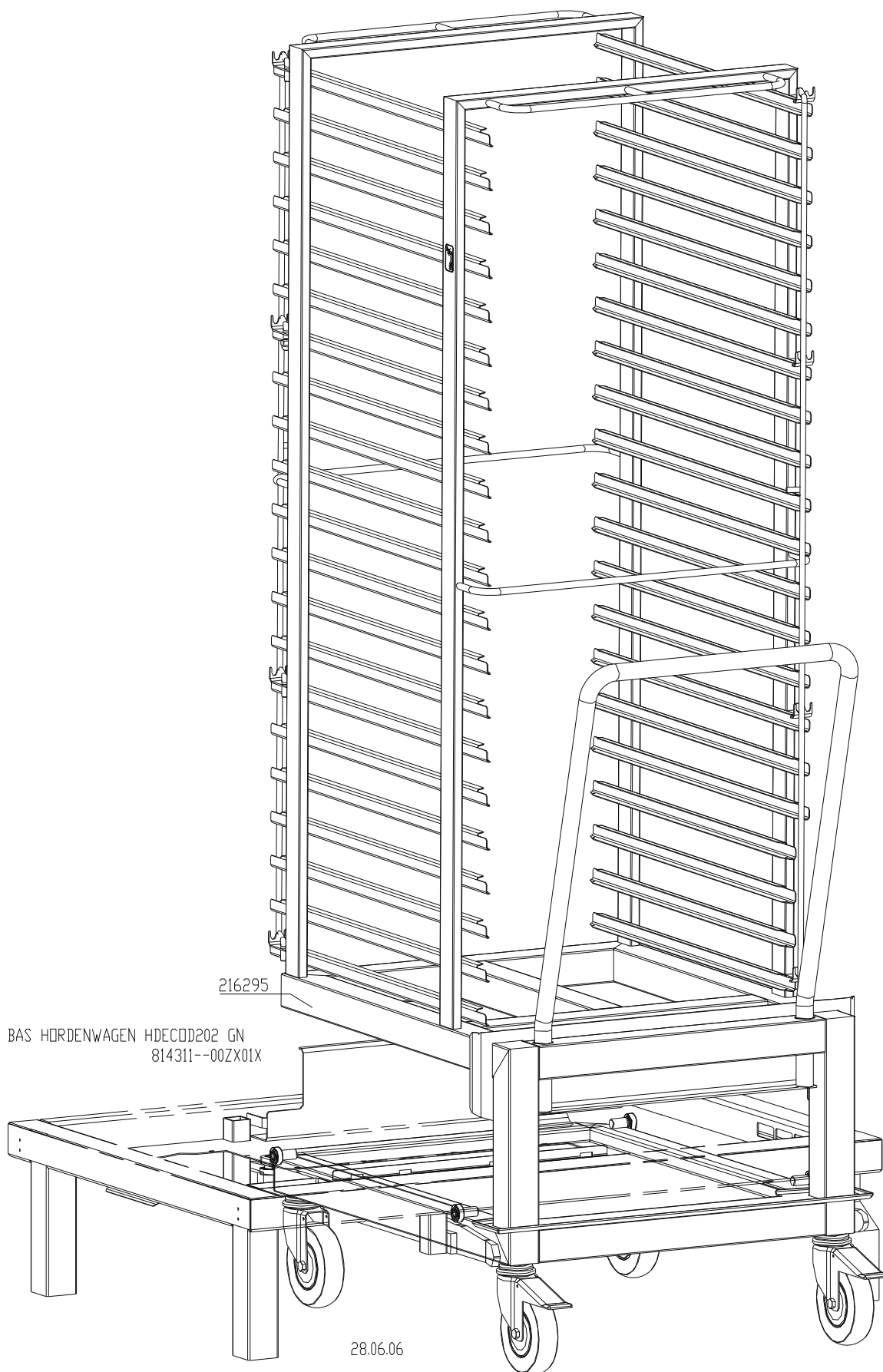
14.06.06



Trolley HD20.1, crosswise

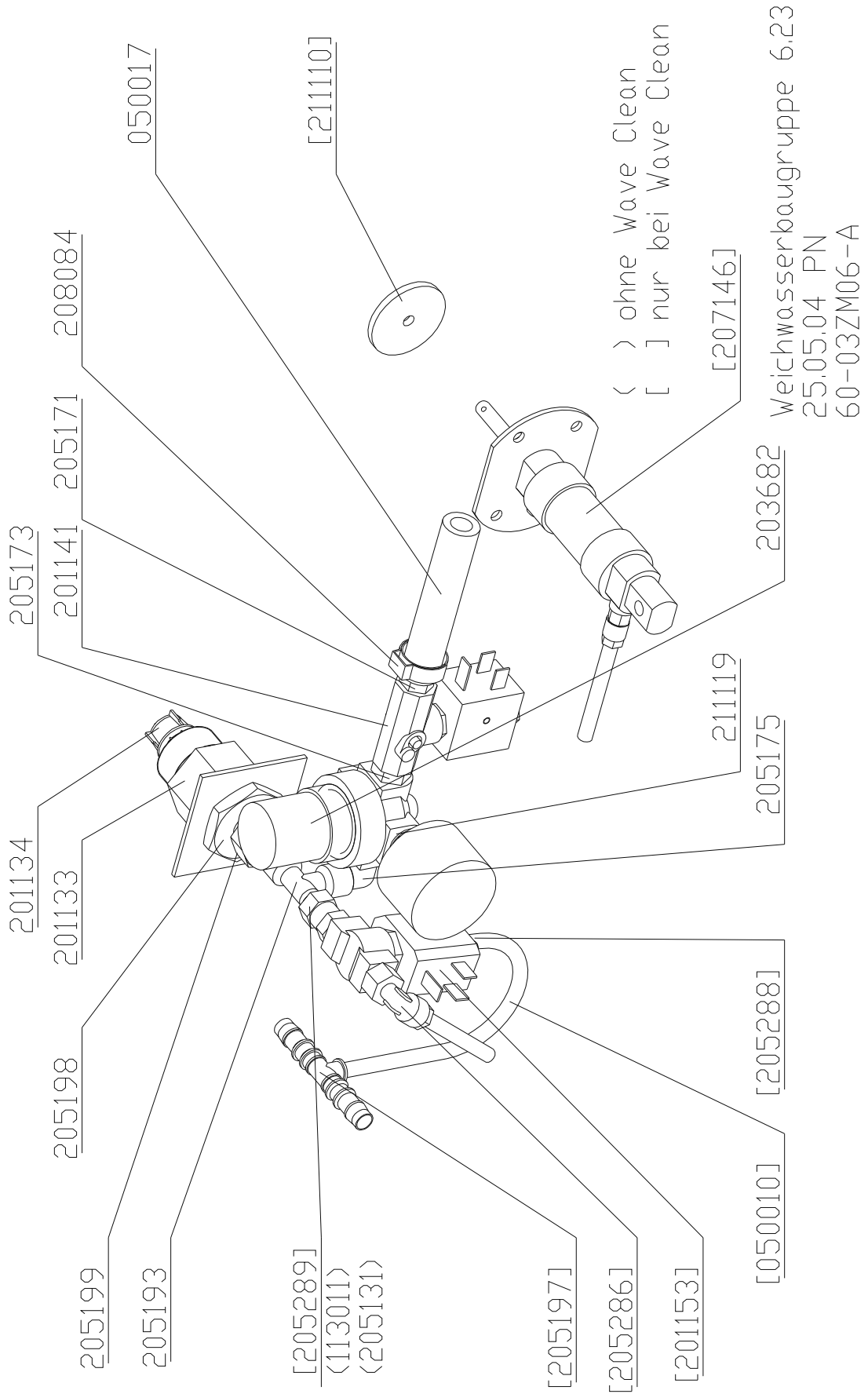


trolley HD20.2



Exploded drawings HD Junior

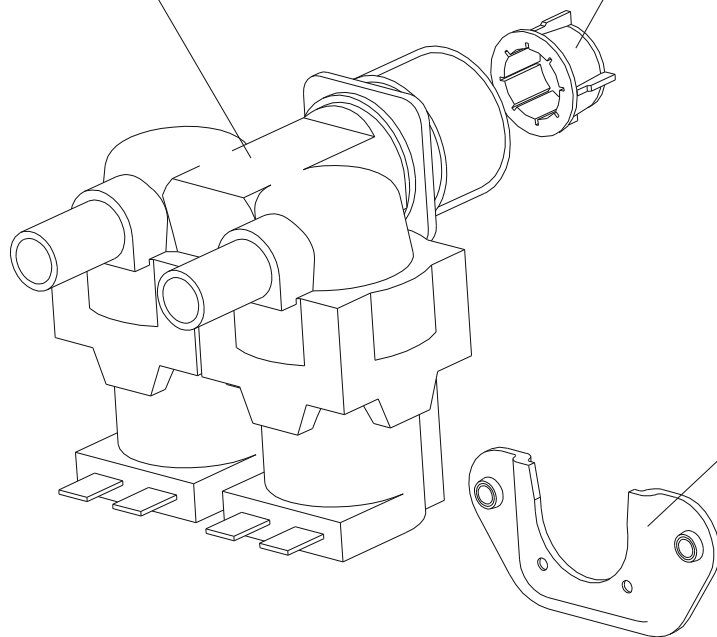
Soft water assembly HD Junior



Cold water assembly HD Junior

201142

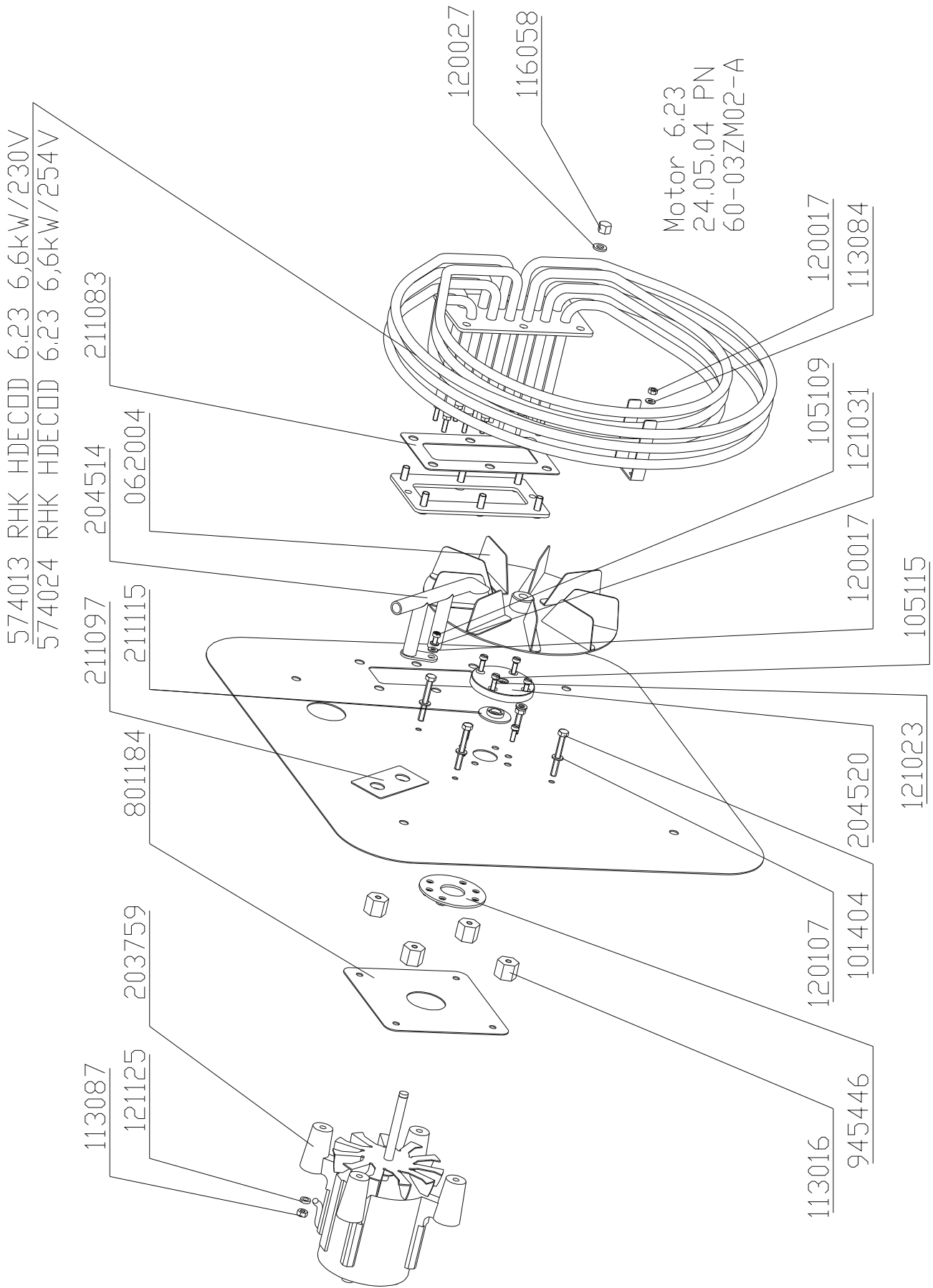
201134



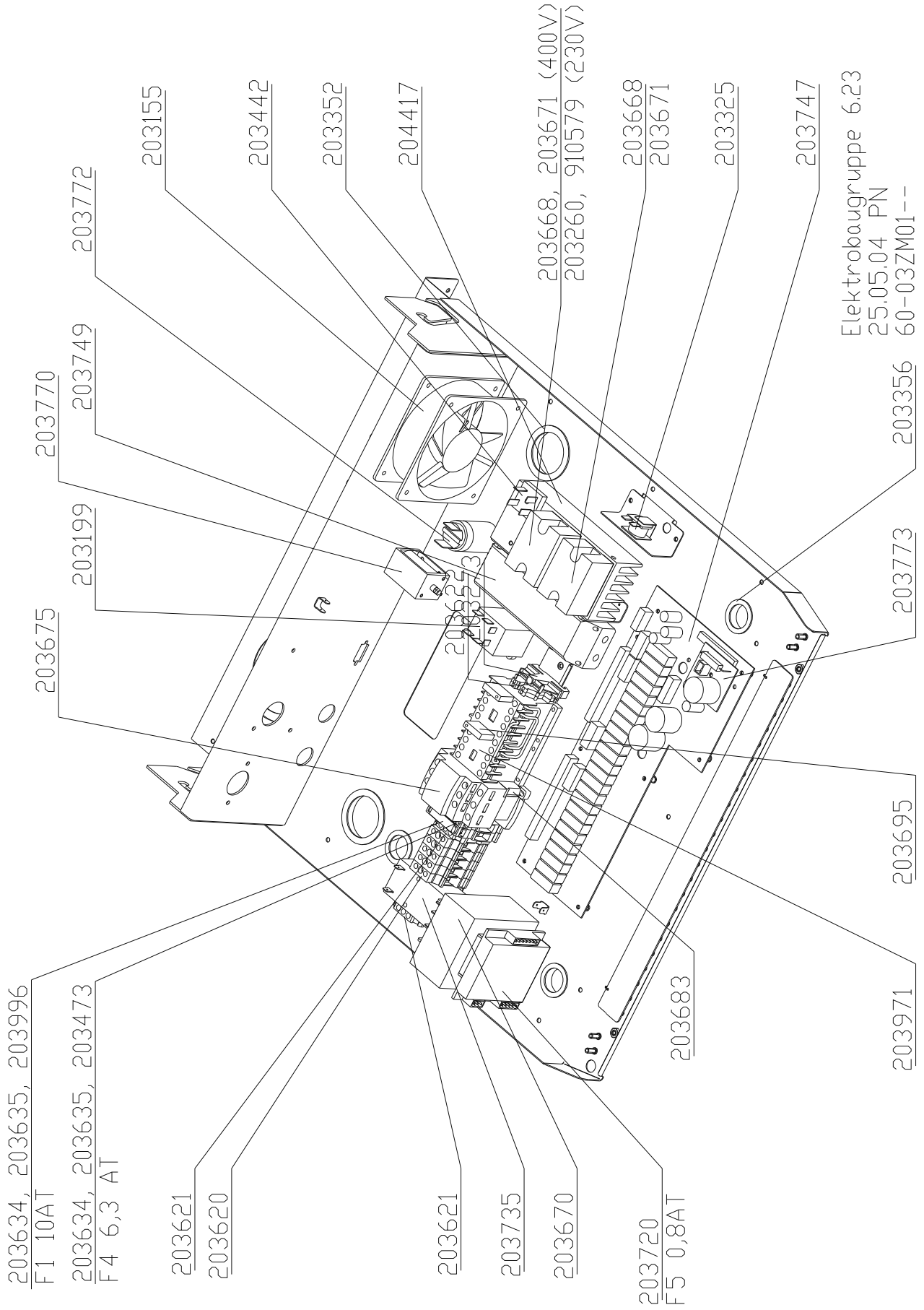
204532

Hartwasserbaugruppe 6.23
1.06.04 PN
60-03ZM04--

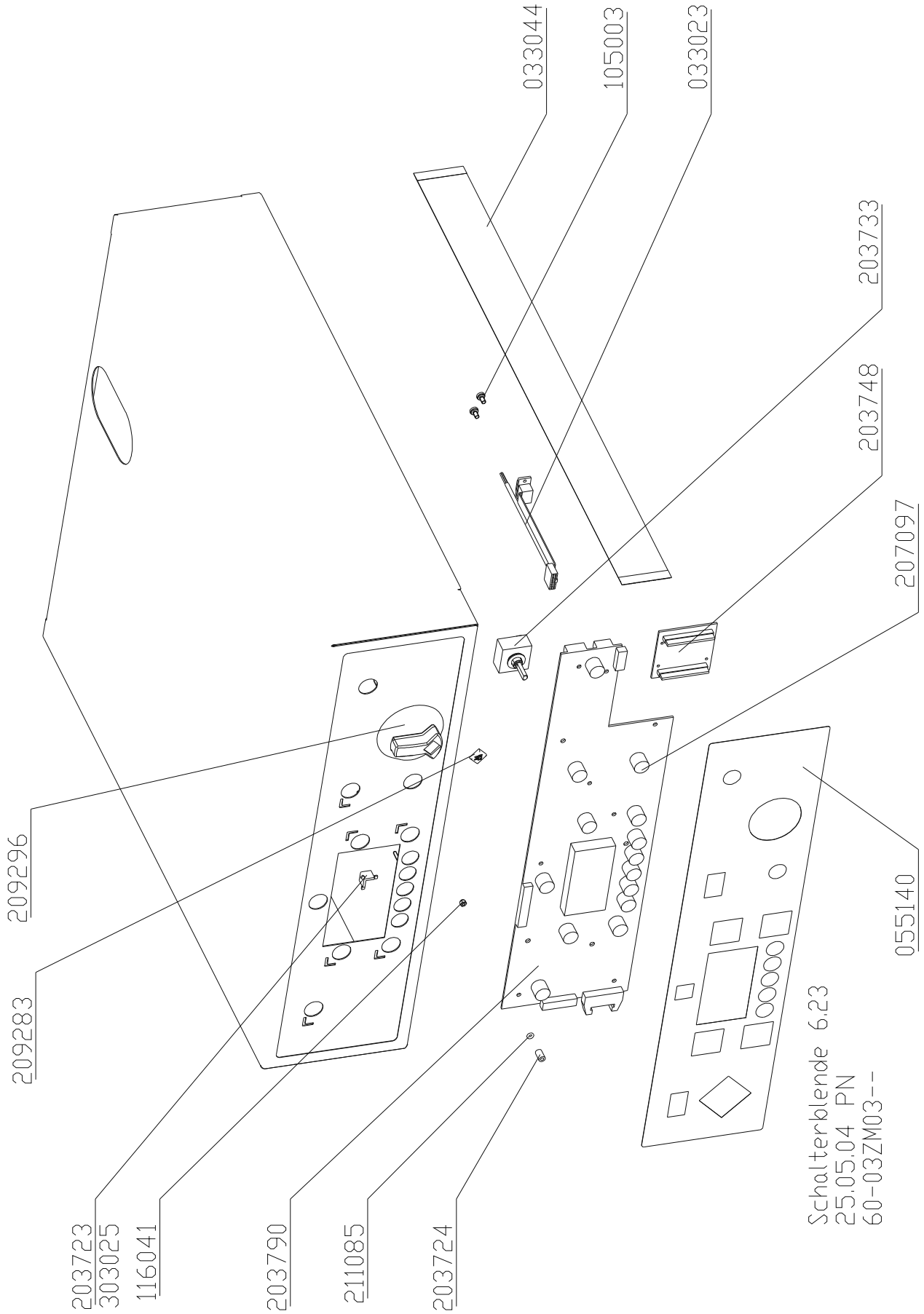
Fan motor & heating system HD Junior



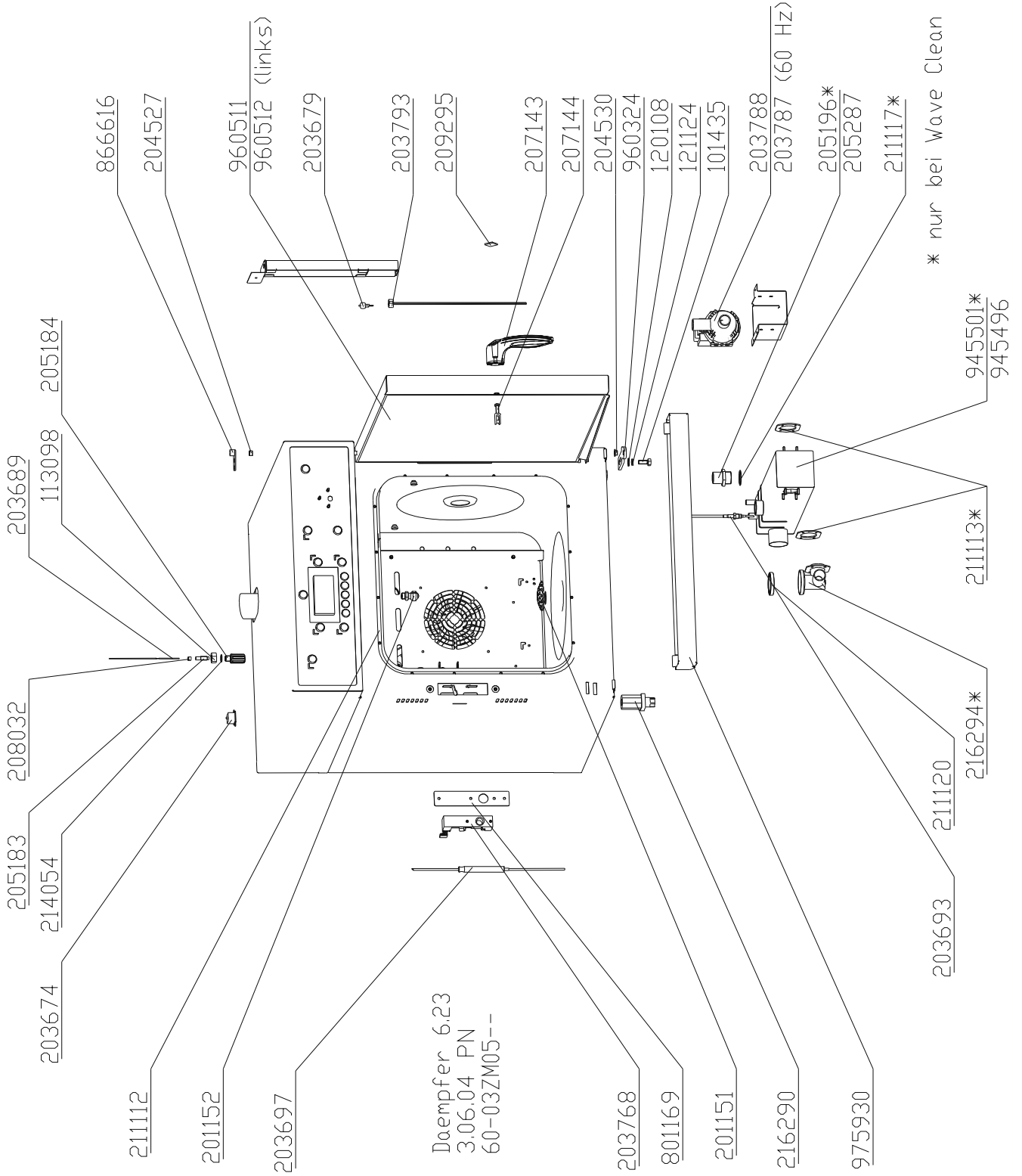
Electric group HD Junior



Front panel HD Junior



Appliance main view HD Junior



Spare part list

MKN-Nr.	Bezeichnung	Description
033023	Datenkabel 6.x, 10.x	data cable HD6.x + HD10.x
033042	Datenkabel 20.x	data cable HD20.x
033044	Kabel zur Bedieneinheit 40-polig	communication cable HD6.23
050010	Silikonschlauch 3 x 1,5 mm	silicon hose 3 x 1,5 mm
050012	Glasseidenschlauch 10 mm; 230 °C	meter fiber glass isolating tube; 10 mm; 230 °C
050013	Glasseidenschlauch 14 mm; 230 °C	meter fiber glass isolating tube; 14 mm; 230 °C
050015	Silikonschlauch 60 x 2 mm	silicon hose 60 x 2 mm
050016	Polyamidschlauch 8 x 1 mm	polyamide hose 8 x 1 mm
050017	Silikonschlauch 9 x 3,2 mm mit Gewebeeinlage	silicon hose 9 x 3.2 mm
062002	Lüfterrad 350 mm rund	fan wheel 350 mm
062004	Lüfterrad 175 mm rund	fan wheel 175 mm
062005	Lüfterrad 280 mm rund	fan wheel 280 mm
070047	Kantenschutz 1-4 mm U-Profil	arris protection
101120	Sechskantschraube M4 x 16	hexagon head cap screw M4 x 15
101124	Sechskantschraube M4 x 20	hexagon head cap screw M4x20
101125	Sechskantschraube M5 x 10	hexagon head cap screw M5 x 10
101127	Sechskantschraube M4 x 8	hexagon head cap screw M4 x 8
101181	Sechskantschraube M4 x 20	hexagon head cap screw M4x20
101410	Sechskantschraube M6 x20	hexagon head cap screw M6x20
101412	Sechskantschraube M4 x 10	hexagon head cap screw M4 x 10
101413	Sechskantschraube M4 x 10; Schiffsausführung	hexagon screw M4x10, marine version
102006	Innensechskant-Zylinderkopfschraube M4 x 12	inner hexagon cylinder head screw M4 x 12
102075	Innensechskant-Zylinderkopfschraube M10 x 25	inner hexagon cylinder head screw M10 x 25
105001	Linsenkopfschraube TORX M4 x 8 + Federring	raised countersunk head screw TORX M4 x 8
105010	Linsenkopfschraube TORX M5 x 12	raised countersunk head screw TORX M5 x 12
105103	Zylinderkopfschraube M3 x 12; Schlitz	cylinder head screw M3 x 12
105109	Zylinderkopfschraube M4 x 8; Schlitz	cylinder head screw M4 x 8
105115	Zylinderkopfschraube M4 x 12; Schlitz	cylinder head cap screw M4x12
105121	Zylinderkopfschraube M4 x 20; Schlitz	cylinder head screw M4 x 20
105129	Zylinderkopfschraube M4 x 10; Schlitz	cylinder head screw M4 x 10
105345	Senkschraube M4 x 10; Schlitz	countersunk head screw M4 x 10
113017	Käfigmutter M10	snap nut M10
113081	Sechskantmutter M3	hexagon nut M3
113082	Sechskantmutter M4	hexagon nut M4
113087	Sechskantmutter M5	hexagon nut M5
113088	Sechskantmutter M5	hexagon nut M5
113091	Sechskantmutter M6	hexagon nut M6
113092	Sechskantmutter M8	hexagon nut M8
113096	Sechskantmutter M10	hexagon nut M10
116046	Sicherungsmutter M5	locknut M5
116058	Sechskant-Hutmutter M6	lower cap nut M6
116064	Sechskant-Hutmutter M10	lower cap nut M10
118005	Flachkopfschraube M4 x 10; Schlitz	countersunk screw M4 x 10
118009	Flachkopfschraube M5 x 16; Schlitz	countersunk screw M5 x 16
120005	Unterlegscheibe 3,2 mm außen	washer 3,2
120007	Unterlegscheibe 28 mm außen	washer 28
120008	Unterlegscheibe 7,4 mm außen	washer 7,4
120017	Unterlegscheibe 4,3 mm außen	washer 4,3
120022	Unterlegscheibe 5,3 mm außen	washer 5,3
120027	Unterlegscheibe 6,4 mm außen	washer 6,4
120030	Unterlegscheibe 6,4 mm außen	washer 6,4
120032	Unterlegscheibe 6,5 mm außen	washer 6,5
120108	Unterlegscheibe 8,4 mm außen	washer 8,4
121023	Fächerscheibe 4,3 mm außen	serrated lock washer 4,3 mm
121030	Federring 3	spring washer 3

MKN-Nr.	Bezeichnung	Description
121031	Federring 4	spring washer 4
121032	Federring 5	spring washer 5
121033	Federring 6	spring washer 6
121034	Federring 8	spring washer 8
121035	Federring 10	spring washer 10
121124	Sicherungsscheibe M8	lock washer M8
121125	Sicherungsscheibe M5	lock washer M5
121210	Zahnscheibe 12,5 mm innen	tooth lock washer 12,5
124010	Splint 3,2 x 20	cotter pin 3,2 x 20
201134	Sieb für Wasserzulauf	water inlet filter D 19,5
201135	Sieb für Garraumablauf	chamber drain sieve
201140	Magnetventil 3/4" - 10,5; 0,3 - 10 bar	solenoid valve R 3/4" 0,3-10 bar
201141	Rückschlagventil 1/8"; 0 - 10 bar; 230V	solenoid valve 1/8" 0 - 10 bar
201142	Magnetventil 3/4"; 0,3 - 10 bar	solenoid valve R 3/4" 0,3-10 bar
201146	Düse für Reinigungssystem	WaveClean nozzle
201147	Handbrause	hand shower
201152	Düse für Reinigungssystem HD6.23	WaveClean nozzle HD6.23
201153	Magnetventil 1/8" - 1/8"; 0 - 10 bar	solenoid valve 1/8" - 1/8"
201160	Magnetventil 3/4"; 0,3 - 10 bar	solenoid valve 0,3-10 bar 5L/min
201176	Glühelektrode, 24 V	glow igniter
201177	Ionisationselektrode (Flammenüberwachung)	Ionisation electrode (flame control)
201178	Brennerrohr D 49,5 - 147,8 mm	burner pipe 49,5 - 147,8 mm
201179	Zündelektronik 230 V 50/60 Hz	ignition box 230V 50/60 Hz
201181	Gas-Magnetventil R1/2" - R1/2" 10-50 mbar	gas valve R1/2" - R1/2" 10-50 mbar
201185	Gasblende 420	gas orifice 420
201186	Gasblende 565	gas orifice 565
201187	Gasblende 630	gas orifice 630
201188	Gasblende 650	gas orifice 650
201189	Gasblende 470	gas orifice 470
201191	Gasblende 720	gas orifice 720
202107	Auffangwanne am Gerät	collecting tray
202108	Auffangwanne an der Tür	door-collecting tray
202600	Signalplatine der Zündelektronik	Gas signal pcb
203028	Reedkontaktschalter 0,5 A; 240 V	reed contact switch
203032	Reedkontaktmagnet 8,2 mm rund; 32 mm lang	magnet 8,2mm round; 32 mm long
203089	Flachsteckhülse	panel socket 6,3 A; 1,5 - 2,5 mm ² **
203155	Axiallüfter 19 W; 230 V	axial fan 20 W, 230 V
203199	Relais 10 A; 380 V	universal relay 10 A, 380 V
203260	Motorenbrett клемme 16 A; 6 pol.	terminal 16 A, 6 pol.
203273	Reihenendklemme	terminal end block
203325	Summer 230 V; Wechselstrom	buzzer 230 V
203352	Schnappdurchführung LD 50	snap through-bearing for 50 mm diameter
203354	Schnappdurchführung LD 17,5	snap through-bearing 17,5 mm diameter **
203356	Schnappdurchführung LD 30	snap through-bearing for 30 mm diameter
203415	Leuchte komplett; rot	lamp (complete), red
203442	Gleichrichter 420 V; 10 A	rectifier 80 V, 25 A
203452	Schnapp-Zentriertülle für 20,4 mm Durchmesser	centre nozzle for 20,4 mm diameter
203473	Feinsicherung 6,3 A; Träge	fuse; 6,3 A T; 20 x 5 mm (slow blow)
203474	Feinsicherung 2 A; Träge	fuse 2 AT, 20 x 5 mm (slow blow)
203529	Flachsteckhülse 2,8 x 0,5 - 1	panel socket
203566	Feinsicherung 12,5 A; Träge	fuse 12,5 AT, 20 x 5 mm (slow blow)
203620	Reihenklemme 16 mm ²	terminal block 16 mm ²
203621	Reihenklemme für Schutzleiter 16 mm ²	terminal block for earth lead 16 mm ² **
203622	Reihenklemme 35 mm ²	terminal block 35 mm ²
203633	Reihenklemme für Schutzleiter 35 mm ²	terminal block for earth lead 35 mm ² **
203634	Reihenklemme für Feinsicherung	terminal block for fine-wire fuse
203635	Stecker für Feinsicherung 6,3 A; 250 V	plug for fine-wire fuse 6,3 A, 250 V
203667	Abdeckkappe für Türverschluß	cap for door lock

MKN-Nr.	Bezeichnung	Description
203668	Halbleiterrelais 100 A	solid state relay 100A,
203669	Halbleiterrelais 10 A	solid state relay 10A
203670	Steuertrafo 92 VA	transformer 92VA
203671	Wärmeleitfolie für Relais	thermally conductive slide
203672	Hubmagnet 205 V; 7 mm	lift magnet
203673	Motor 380 - 415 V / 50 Hz; 380 - 460 V / 60 Hz	fan motor 400V 50-60 Hz contactor controlled
203674	Begrenzer 315	safety limit switch
203675	Schalterschütz 32 A; 230 V	contactor 32A; 230V
203677	Rohrheizkörperbrücke Abstand 20 mm	bridge for heating element
203678	Lampenfassung	holder for halogen lighting
203679	Halogenlampe G4; 12V; 20 W	halogen lamp G4; 12V; 20 W
203680	WaveCleanPumpe; 50 Hz	WaveClean pump; 50Hz
203681	Abdeckkappe 9,6 - 30 mm	cap 9,6 - 30 mm
203682	Druckregler bis 2 bar; 1/8"; mit Manometer	pressure regulator 3 bar incl. manometer
203683	Netzfilter	line-filter
203687	Durchflußmengenmesser; max. 2,3 l	flow meter, complete
203688	Kerntemparturfühler HD20.x	core temperature control probe HD20.x
203689	Temperaturfühler	temperature probe
203693	Temparturfühler	temperature probe
203695	RC-Kombination	RC - combination
203697	Kerntemperturfühler HD 6.23 - HD10.x	core temperature control probe HD 6.23 - HD10.x
203698	RC-Kombination	RC - combination
203722	Feinsicherung 1,25 A; Träge	fuse 1,25 AT, 20 x 5 mm (slow blow)
203724	Abstandsrolle 6,5 x 3,3 - 10,5 mm	distancing bush
203733	Taster (CombiPilot)	push button (CombiPilot)
203745	Tastaturplatine HD 6.x - 20.x Gold	keyboard pcb HD6.x - HD20.x gold
203746	Tastaturplatine HD 6.x - 20.x Silver	keyboard pcb HD6.x - HD20.x silver
203747	Relaisplatine HD6.23 - HD20.x	relay pcb HD6.23 - HD20.x
203749	Lampentrafo 230 / 11,5 V	transformer 230 / 11,5 V
203759	Motor 230 V; 50 Hz/60HZ	fan motor 230 V; 50 Hz/60Hz
203765	Tastatur- und Relaisplatine HD6.x - HD20.x Silber	keyboard and relay pcb HD6.x - HD20.x; silver
203766	Tastatur- und Relaisplatine HD6.x - HD20.x Gold	keyboard and relay pcb HD6.x - HD20.x; gold
203768	Elektr. Türverschluß 24 V HD6.23	Electr. door look 24V HD6.23
203770	Hubmagnet 205 V; HD6.23	lift magnet HD6.23
203771	Motor 240 V; Frequenzgesteuert	fan motor 240V frequency controlled
203772	Kondensator 3 µF 470V AC	capacitor 3 µF 470V AC
203773	Steuerplatine für Türöffner HD6.23	pcb for door look HD6.23
203774	Flachsteckhülse 6,3 x 1,5 - 2,5	flat pin bushing 6,3 x 1,5 - 2,5
203775	Steckverbindung Stecker 5-polig	connector with 5 plugs
203778	Kabelverschraubung M20	screwed cable gland M20
203780	Tastaturplatine komplett (HD Junior)	complete pcb HD6.23
203781	Kondensations-Abluffhaube HansDampf Air	Condensation hood HansDampf Air
203783	Ferrit-Ringkern 19 x 38 mm	ferrite core 19 x 38 mm
203784	Frequenzumrichter 85 - 264V 1-phasig	frequency controller 85 - 264 V; single phase
203787	Pumpe 18 l; 60 Hz	pump 18 l; 60 Hz
203788	Pumpe 10 l; 50 Hz	pump 10 l; 50 Hz
203790	Tastaturplatine HD6.23	keyboard pcb HD6.23
203791	Magnetventil 3/4"; 0,3 - 10 bar	solenoid valve 0,3-10 bar 5L/min
203793	Lampenfassung	lamp socket HD6.23
203794	Frequenzumrichter 342 - 528V 3-phasig	frequency controller 342 - 528 V
203800	Ferrit-Ringkern 26,8 x 13,5 mm	ferrite core 26,8 x 13,5 mm
203804	Feinsicherung 2,5 A; Träge; 20 x 5 mm	fuse 2,5 AT, 20 x 5 mm (slow blow)
203818	Steuertrafo 162 VA	transformer 162 VA
203819	Axiallüfter 22/21W; 220/230V	axial fan 230 V; 120x 120x 38
203820	Abstandsrolle 9,5 x 2,5 - 15 mm	distancing bush 9.5 x 2.5
203825	Pumpe 35 l; 50 Hz	pump 35l; 50Hz
203826	Pumpe 35 l; 60 Hz	pump 35l; 60Hz
203831	Beschwädungseinheit ohne Druckschalter	water steaming unit without pressure switch
203832	Beschwädungseinheit mit Druckschalter	water steaming unit with pressure switch

MKN-Nr.	Bezeichnung	Description
203921	Anschlußkabel 3 x 1,5; 2250 mm	connection cable 3 x 1,5; 2250 mm
203926	Axiallüfter 20 W; 230 V	axial fan 20W 230V 180x180x40
203971	Wendeschütz 20 A; 230 V	contactor 20A; 230V
203976	Motor 440 V / 50 Hz	fan motor 440V 50Hz
203977	Motor 200 - 230 V / 50 Hz; 200 - 240 V / 60 Hz	fan motor 200V-230V 50Hz / 200V-240V 60Hz
203980	Steuertrafo 400 / 230 V; 630 VA	transformer 400 / 230 V; 630 VA
203981	Steuertrafo 440 / 230 V; 630 VA	transformer 440 / 230 V; 630 VA
203987	Motor 200 - 208 V / 50 Hz; 200 - 240 V / 60 Hz	fan motor 200V-208V 50Hz / 200V-240V 60Hz
203988	Pumpe 39 l; 60 Hz	pump 60Hz
203990	Temperaturfühler	temperature probe
203991	Temperaturfühler	temperature probe
203994	Radialventilator 50 Hz; 100 W; 230 V	radial fan 50Hz;230V; 100W
203996	Feinsicherung 10 A; Träge	fuse 10 AT, 20 x 5 mm (slow blow)
203997	Abdeckkappe für Platine	cap for electronic pcb
203998	Begrenzer 285 °C	Safety limit switch 285 °C
203999	Steuertrafo 52,8 VA	transformer 52,8V A
204072	Sechskantbolzen; M3; 35 mm lang	bolt 6KT; M3; I/A; 35 mm
204410	Schlauchaufroller inkl. Schlauch	tube carrier incl. Tube
204425	Gerätefuß 64 mm	adjustable foot
204430	Wasserzulaufrohr HD6.x - HD20.x	water supply pipe HD6.x - HD20.x
204514	Wasserzulaufrohr HD6.23	water supply pipe HD6.23
204530	Buchse 10 x 8 - 5,5 mm	nut 10x8 - 5,5mm
204532	Halter für Magnetventil	Mounting plate for solenoid valve
204561	Gerätefuß	adjustable foot
204563	Rohrmutter 3/8"	screw nut for pipe 3/8"
205131	Vierkantverschlußschraube 1/8"	locking screw 1/8"
205174	T-Stück 10 x 10 x 10 mm	T-piece 10 x 10 x 10
205183	Fühlerverschraubung	probe screwing
205184	Fühlerverschraubung	probe screwing
205197	T-Stück 8 x 4 x 8 mm	T-piece 8 x 4 x 8
205198	Reduziernippel 3/4" außen - 1/8" innen	reducing nipple
205199	Rohrverschraubung 1/8" außen - 1/8" außen	srew pipe connection
205286	Schlauchverschraubung 1/8" außen; Winkel	hose fitting 1/8"
205287	Verschlußsechskantschraube 3/4"	locking screw 3/4"
205288	Schlauchnippel M5	nipple for hose M5
205297	Schlauchverschraubung 1/4" außen; Winkel	hose fitting bracket
205300	Verschlusschraube 3/8"	locking screw 3/8"
207089	Türgriff HD6.x - HD20.x	door handle HD6.x -HD20.x
207090	Verschlußkloben; 1 Raste	door catch; one notch
207091	Verschlußkloben; 2 Ratsen	safety door catch; two notches
207092	Türverschluß HD6.x - HD10.x	door latch HG6.x - HD10.x
207093	Verschlußzylinder HD6.x - HD10.x	key cylinder HD6.x - HD10.x
207094	Türverschluß HD20.x	door latch HD20.x
207143	Türgriff HD6.23	door handle HansDampf 6.23
207144	Verschlußkloben HD6.23	door catch HD6.23
207146	Verschlußzylinder HD6.23	key cylinder HD6.23
208025	Schnappmutter M4	snap nut M4
208047	Schlauchschele 25 - 40 mm	hose clip 24 - 36 mm
208057	Spannschele 6 mm	clip for probe LD6; lapped in
208063	Distanzstück für Schele	separator for clip 4,5
208083	Slauchschele 11,5 - 14 mm	hose clip 11,5 - 14 mm
208084	Slauchschele 14,8 - 18 mm	hose clip 14,8 - 18 mm
208086	Slauchschele 61,8 - 65 mm	hose clip 61,8 -65 mm
209283	Klebeschild - MKN 12,8 mm; MKN HD6.23	label, MKN logo HD6.23
209295	Klebeschild - MKN 20 mm; MKN	label, MKN logo
209438	Klebeschild MKN	label, MKN logo
209439	Klebeschild MKN	label, MKN logo
209481	Schaltknobel, grau	knob; gray
211007	Gleiter-Abdeckkappe 40 x 40 mm	cap 40 x 40 mm

MKN-Nr.	Bezeichnung	Description
211010	Roter Puffer 25 mm außen; 10 mm hoch	red buffer 25 mm outer; 10 mm high **
211035	Abdeckkappe 16 mm Durchmesser	cover 16 mm diameter **
211036	Abdeckkappe 18,4 bis 20,6 mm Durchmesser	cover 18,4 to 20,6 diameter
211039	Abdeckkappe 9,2 mm Durchmesser	cover 9,2 mm diameter **
211040	Abdeckkappe 11 mm Durchmesser	cover 11 mm diameter **
211064	Profildichtung 8x8	profile gasket 8x8
211077	Flachdichtung 121 x 163 - 3 mm	flat seal 121 x 163 -3mm
211078	Flachdichtung 73 x 73 - 3 mm	flat seal 73 x 73 -3mm
211079	Ringdichtung für Rohr DN 50	ring seal for DN50
211080	Ringdichtung 34 x 42 - 7,5 mm	ring seal 34 x 42 - 7,5 mm
211081	Flachringdichtung 92 x 132 - 2 mm	flat ring gasket 92 x 132 - 2 mm
211082	Flachdichtung 129 x 314 - 0,5 mm; HD 6.x	flat gasket 129 x 314 - 0,5 mm
211083	Flachdichtung für Rohrheizkörper HD6.x -HD20.x	gasket for heating element HD6.x - HD20.x
211084	Wellendichtung für Motor HD6.x - HD20.x	ring seal for motor shaft HD6.x - HD20.x
211085	O-Ring 3 x 2 mm	sealing ring 3 x 2mm
211086	O-Ring 65 x 5 mm	sealing ring 65 x 5mm
211087	Profildichtung für Schalterblende; HD 6.x	profil gasket for front panel HD6.x
211088	Profildichtung für Schalterblende; HD 10.x	profil gasket for front panel HD10.x
211089	Profildichtung für Schalterblende; HD 20.x	profil gasket for front panel HD20.x
211091	Flachringdichtung 32,5 x 56 - 25 mm	flat ring seal 32,5 x 56 - 25 mm
211092	Flachringdichtung 32,5 x 56 - 13 mm	flat ring seal 32,5 x 56 - 13 mm
211094	Türdichtung HD 6.x	door gasket HD6.x
211095	Türdichtung HD 10.x	door gasket HD10.x
211096	Türdichtung HD 20.x	door gasket HD20.x
211098	Flachdichtung 70 x 80 - 2 mm	flat gasket 70x80 -2mm
211099	Ringdichtung für Rohr DN 70	ring seal for DN70 pipe
211100	Flachdichtung 95 x 100 - 2 mm	flat seal 95 x 100 -2mm
211101	Flachringdichtung 5 x 69 - 3 mm	flat ring seal 5 x 69 - 3 mm
211102	Flachringdichtung 5 x 89 - 3 mm	flat ring seal 5 x 89 - 3 mm
211103	Flachdichtung 141 x 182 - 3 mm	flat ring seal 141 x 182 - 3 mm
211105	Flachdichtung 78 x 138 - 3 mm	flat seal 78 x 138 - 3 mm
211106	Flachdichtung 138 x 314 - 3 mm	flat seal 138 x 314 - 3 mm
211110	Flachringdichtung 5 x 34 - 3 mm	flat seal 5 x 34 - 3 mm
211112	Türdichtung HD6.23 Junior	door gasket for HD6.23 Junior
211113	Flachringdichtung 35 x 60 - 2 mm;	flat ring seal 35 x 60 - 2 mm
211114	O-Ring 38 x 4 mm	sealing ring 28 x 4 mm
211115	Ringdichtung 8 x 29 - 4,8 mm	sealing ring 8 x 29 - 4,8 mm
211117	O-Ring 30 x 2 mm	sealing ring 27 x 2 mm
211118	Flachringdichtung 50 x 88 - 3 mm	flat ring seal 50 x 88 - 3 mm
211119	Flachringdichtung 1/8" x 14,7 - 2,2 mm	flat ring seal 1/8" x 14,7 - 2,2 mm
211120	Flachringdichtung 30 x 48 - 7,5 mm; HD Junior	flat ring seal 30 x 48 - 7,5 mm
211121	Profildichtung für Blende 8 x 8 - 530 mm; HD Junior	profil gasket HD6.23
211123	Ringdichtung 5 x 9 - 3,7 mm	ring seal 5 x 9 - 3,7 mm
211128	Flachringdichtung 71 x 94 - 1 mm	flat ring seal 71 x 94 -1 mm
211129	Flachdichtung 121 x 148 - 3 mm	flat seal 121 x 148 -3 mm
211131	Flachringdichtung 24 x 34 -10 mm	flat ring seal 24 x 34 -10 mm
211132	Flachdichtung 58 x 128 - 3 mm	flat seal 58 x 128 -3 mm
211133	Flachdichtung 141 x 169 - 3 mm	flat seal 141 x 169 -3 mm
211134	Flachdichtung 42 x 62 - 2 mm	flat seal 42 x 62 -2 mm
211135	Dichtungsscheibe 36 - 3 mm	sealing washer 36 - 3 mm
211136	Ringdichtung 15,5 x 24 - 3 mm	ring seal 15,5 x 24 - 3 mm
211137	Scheibendichtung 15 - 5 mm	ring seal 15 - 5 mm
211138	Flachringdichtung 17,5 x 24 - 2 mm	flat ring seal 17,5 x 24 - 2 mm
211139	Flachringdichtung 8 x 19 - 2 mm	flat ring seal 8 x 19 - 2 mm
211140	Schnapp-Abdeckkappe LD 22 - 25,5 mm	cap LD 22 - 25,5 mm
211141	Flachdichtung 62 x 82 - 1,5 mm	flat ring seal 62 x 82 - 1,5 mm
211142	Flachringdichtung 52 x 82 - 1,5 mm	flat ring seal 52 x 82 - 1,5 mm
211143	Flachringdichtung 114,5 x 150 - 1,5 mm	flat ring seal 114,5 x 150 - 1,5 mm

MKN-Nr.	Bezeichnung	Description
211144	Flachdichtung 63,7 x 63,7 - 1,5 mm	flat ring seal 63,7 x 63,7 - 1,5 mm
211145	Flachdichtung 19 x 43 - 1,5 mm	flat seal 19 x 43 - 1,5 mm
211146	Flachringdichtung 71 x 105 - 1 mm	flat ring seal 71 x 105 - 1 mm
214001	Flachringdichtung 10 x 18,5 - 2 mm	flat ring seal 10 x 18,5 - 2 mm
214006	Flachringdichtung 17 x 21 - 1,5 mm	flat ring seal 17 x 21 mm
214054	Flachringdichtung 12 x 16 - 1 mm	flat ring seal 12 x 16 mm
216081	Glasscheibe für Brenner 19 x 29 mm	glass plate for gas burner
216115	Glasscheibe; 60 mm; HD6.x - HD20.x	glas panel 60mm HD6.x - HD20.x
216126	Türrastvorrichtung HD 20.1 oben	door extension arm, top HD20.x
216132	Druckfeder 21,5 mm außen; 13,5 mm innen	pressure spring; 21,5mm outside; 13,5mm inside
216133	Druckfeder 14 mm außen; 11 mm innen	pressure spring; 14mm outside; 11mm inside
216217	Türrastvorrichtung oben; HD6.x - HD10.x	door extension arm, top HD6.x - HD10.x
216218	Türrastvorrichtung unten; HD6.x - HD10.x	door extension arm, down HD6.x - HD10.x
216225	Flammenschutzfilter 20 x 500 x 500 mm	flame protection filter 20 x 500 x 500mm
216231	Wärmetauscher; HD 6.x - HD10.x	heating exchanger HD6.x - HD10.x
216276	Türlager rechts, HD 20.x	door bearing, right hand side; HD20.x
216290	Fußbeinsatz 28 x 28 mm	foot inlet 28 x 28 mm
216292	Glasscheibe 60 mm; HD6.23 Junior	glas panel 60mm HD6.23 Junior
216301	Platte für Türrastvorrichtung Schiffsversion	plate for door extension arm; marine version
303021	Dichtungsband 8 x 8 mm; 2000 mm lang	sealing belt 8 x 8 mm; 2000 mm long
303024	Dichtungsband 5 x 8 mm; 2000 mm lang	sealing belt 5 x 8 mm; 2000 mm long
303046	Pactan Kleber, anthrazit	adhesive Pactan
303404	Primer	Primer silicon
574013	Rohrheizkörper 6,6 kW; 230 V	heating element 6,6 kW; 230 V
574015	Rohrheizkörper 30 kW; 230 V	heating element 30kW 230V
574024	Rohrheizkörper 6,6 kW; 254 V	heating element 6,6 kW; 254 V
574025	Rohrheizkörper 30 kW; 254 V	heating element 30kW 254V
574160	Rohrheizkörper 9,9 kW; 230 V	heating element 9,9kW 230V
574161	Rohrheizkörper 20,4 kW; 230 V	heating element 20,4kW 230V
574170	Rohrheizkörper 9,9 kW; 208 V	heating element 9,9kW 208V
574171	Rohrheizkörper 9,9 kW; 254 V	heating element 9,9kW 254V
574172	Rohrheizkörper 15,6 kW; 208 V	heating element 15,6kW 208V
574173	Rohrheizkörper 20,4 kW; 254 V	heating element 20,4kW 254V
574176	Rohrheizkörper 9,9 kW, 400V mit Litze	heating element 9,9kW 400V with cables
574177	Rohrheizkörper 15,4 kW, 400 V mit Litze	heating element 15,4 kW 400V with cables
574181	Rohrheizkörper 20,4 kW, 400 V mit Litze	heating element 20,4 kW 400V with cables
574182	Rohrheizkörper 20,4kW, 440 V mit Litze	heating element 20,4 kW 440V with cables
574183	Rohrheizkörper 15,3 kW, 440 V mit Litze	heating element 15,3 kW 440V with cables
574184	Rohrheizkörper 15,6 kW, 208 V mit Litze	heating element 15,6 kW 208V with cables
574185	Rohrheizkörper 13,6 kW, 230 V mit Litze	heating element 13,6 kW 230V with cables
574187	Rohrheizkörper 9,9 kW, 208 V mit Litze	heating element 9,9 kW 208V with cables
574188	Rohrheizkörper 9,9 kW, 230 V mit Litze	heating element 9,9 kW 230V with cables
574189	Rohrheizkörper 30 kW, 400 V mit Litze	heating element 30kW 400V with cables
574190	Rohrheizkörper 30 kW, 440 V mit Litze	heating element 20,4 kW 440V with cables
855985	Einhängegestell HD6.23 Junior	Rack for HD6.23 Junior
910579	Nefalitplatte 3 x 40 x 60 mm	nefalite plate 3 x 40 x 60 mm **
960387	Tür für HansDampf 6.x linksanschlag	Chamber door; left hinged HD6.x
960392	Tür für HansDampf 10.x rechtsanschlag	Chamber door; right hinged HD10.x
960397	Tür für HansDampf 10.x linksanschlag	Chamber door; left hinged HD10.x
960511	Tür für HansDampf Junior rechtsanschlag	Chamber door; right hinged HD6.23 Junior
960512	Tür für HansDampf Junior linksanschlag	Chamber door; left hinged HD6.23 Junior
960532	Tür für HansDampf 20.x rechtsanschlag	Chamber door; right hinged HD20.x
960537	Tür für HansDampf 20.x linksanschlag	Chamber door; left hinged HD20.x
960647	Tür für HansDampf 6.x rechtsanschlag	Chamber door; right hinged HD6.x



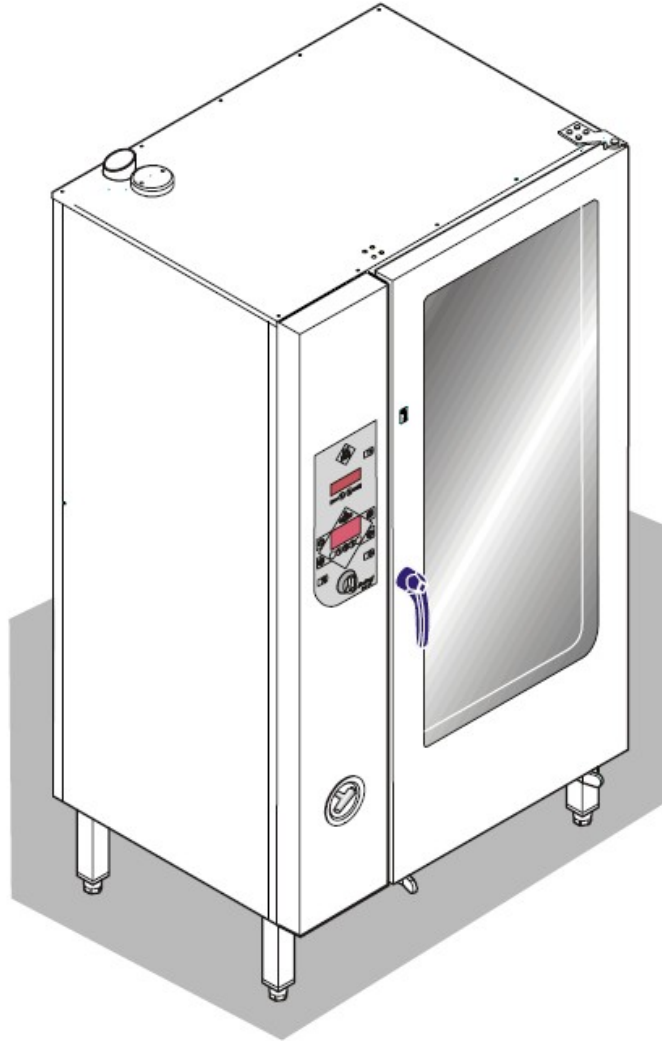
MKN Maschinenfabrik
Kurt Neubauer GmbH & Co
Halberstädter Straße
D-38300 Wolfenbüttel,
Germany
Tel: +49 (0) 53 31/ 89-0
Fax: +49 (0) 53 31/ 89-280

en

Exploded drawings

Electric and Gas Combisteamer Gold

European CE-Version



Model	Serial-No. / date	
	from	thru
Software:	Version 3.00	
HansDampf 6.1	07020584 / May 2007	-
HansDampf 6.2 Maxi	07020584 / May 2007	-
HansDampf 10.1	07020584 / May 2007	-
HansDampf 10.2 Maxi	07020584 / May 2007	-
HansDampf 20.1	07020584 / May 2007	-
HansDampf 20.2 Maxi	07020584 / May 2007	-

2007/05/21 KD/KA

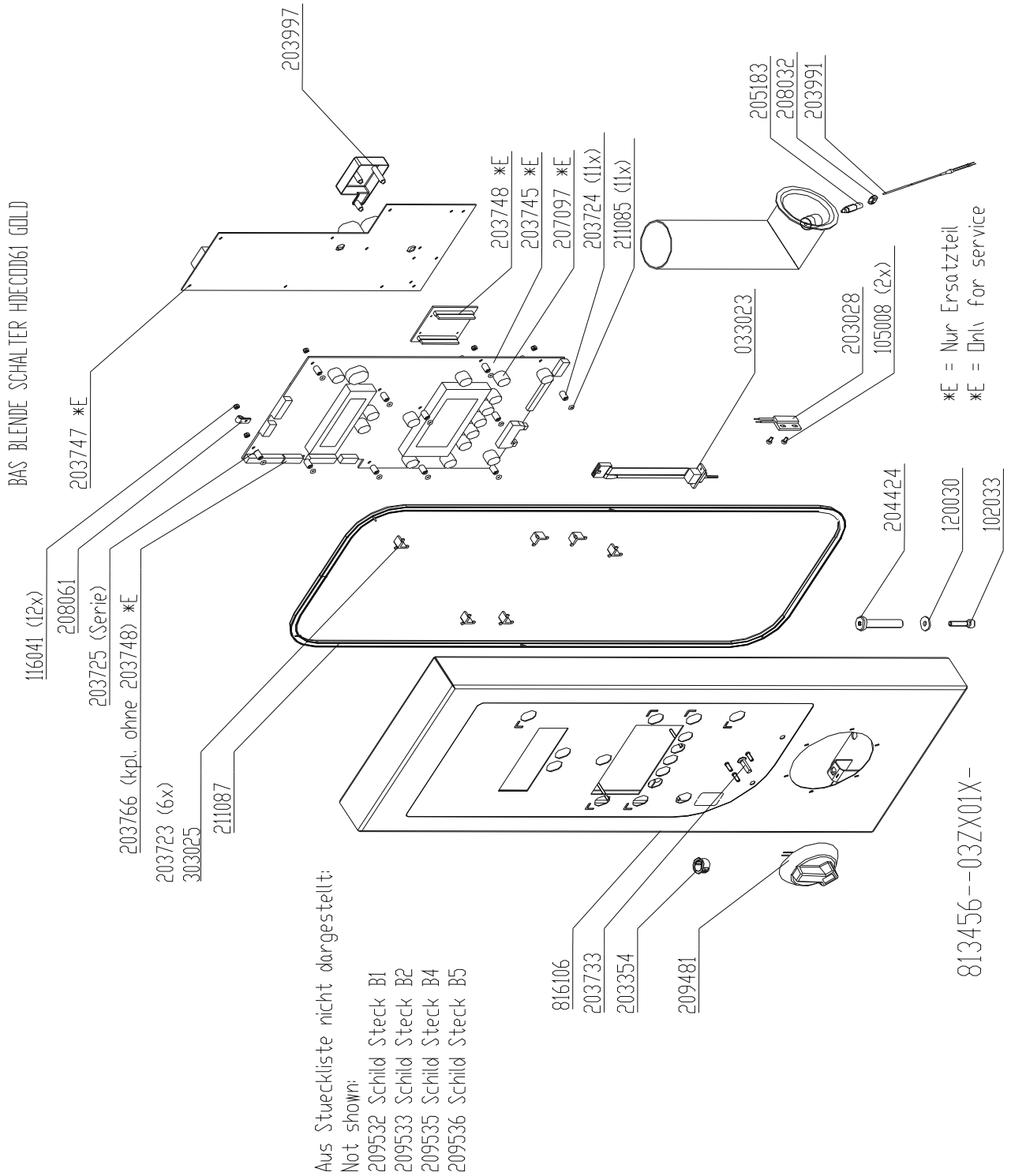
Contents

Exploded drawings 6.x & 10.x.....	5
Front panel HD6.x Gold.....	6
Front panel HD10.x Gold.....	7
Electric assembly 3NPE 400V HD6.1.....	8
Electric assembly 3NPE 400V HD6.2.....	9
Electric assembly 3NPE 400V HD10.1.....	10
Electric assembly 3NPE 400V HD10.2.....	11
Gas assembly HD6.1.....	12
Gas assembly HD6.2.....	13
Gas assembly HD10.1.....	14
Gas assembly HD10.2.....	15
Core temperature probe HD6.x & HD10.x.....	16
Tube carrier box & handshower HD6.x & HD10.x Electric.....	17
Tube carrier box & handshower HD10.x Gas.....	18
Water assembly 50Hz HD6.x & HD10.x.....	19
Water assembly 60Hz HD6.x & HD10.x.....	20
Chassis HD6.x Electric.....	21
Chassis HD10.x Electric.....	22
Chassis HD6.x Gas.....	23
Chassis HD10.x Gas.....	24
Chassis door area HD6.x, right hand hinged (Electric).....	25
Chassis door area HD6.x, left hand hinged (Electric).....	26
Chassis door area HD10.x, right hand hinged (Electric).....	27
Chassis door area HD10.x, left hand hinged (Electric).....	28
Chassis door area HD6.x, right hand hinged (Gas).....	29
Chassis door area HD6.x, left hand hinged (Gas).....	30
Chassis door area HD10.x, right hand hinged (Gas).....	31
Chassis door area HD10.x, left hand hinged (Gas).....	32
Exploded drawings 20.x.....	33
Front panel HD20.x Gold.....	34
Electric assembly 3NPEAC 400V HD20.1.....	35
Electric assembly 3NPEAC 400V HD20.2.....	36
Gas assembly HD20.1.....	37
Gas assembly HD20.2.....	38
Core temperature probe HD20.x.....	39
Tube carrier box & handshower HD20.x (Electric).....	40
Tube carrier box & handshower HD20.x Gas.....	41
Water assembly 50Hz HD20.x.....	42
Water assembly 60Hz HD20.x.....	43
Chassis HD20.x (Electric).....	44
Chassis HD20.x (Gas).....	45
Chassis door area HD20.x, right hand hinged (Electric).....	46
Chassis door area HD20.x, left hand hinged (Electric).....	47
Chassis door area HD20.x, right hand hinged (Gas).....	48
Chassis door area HD20.x, left hand hinged (Gas).....	49

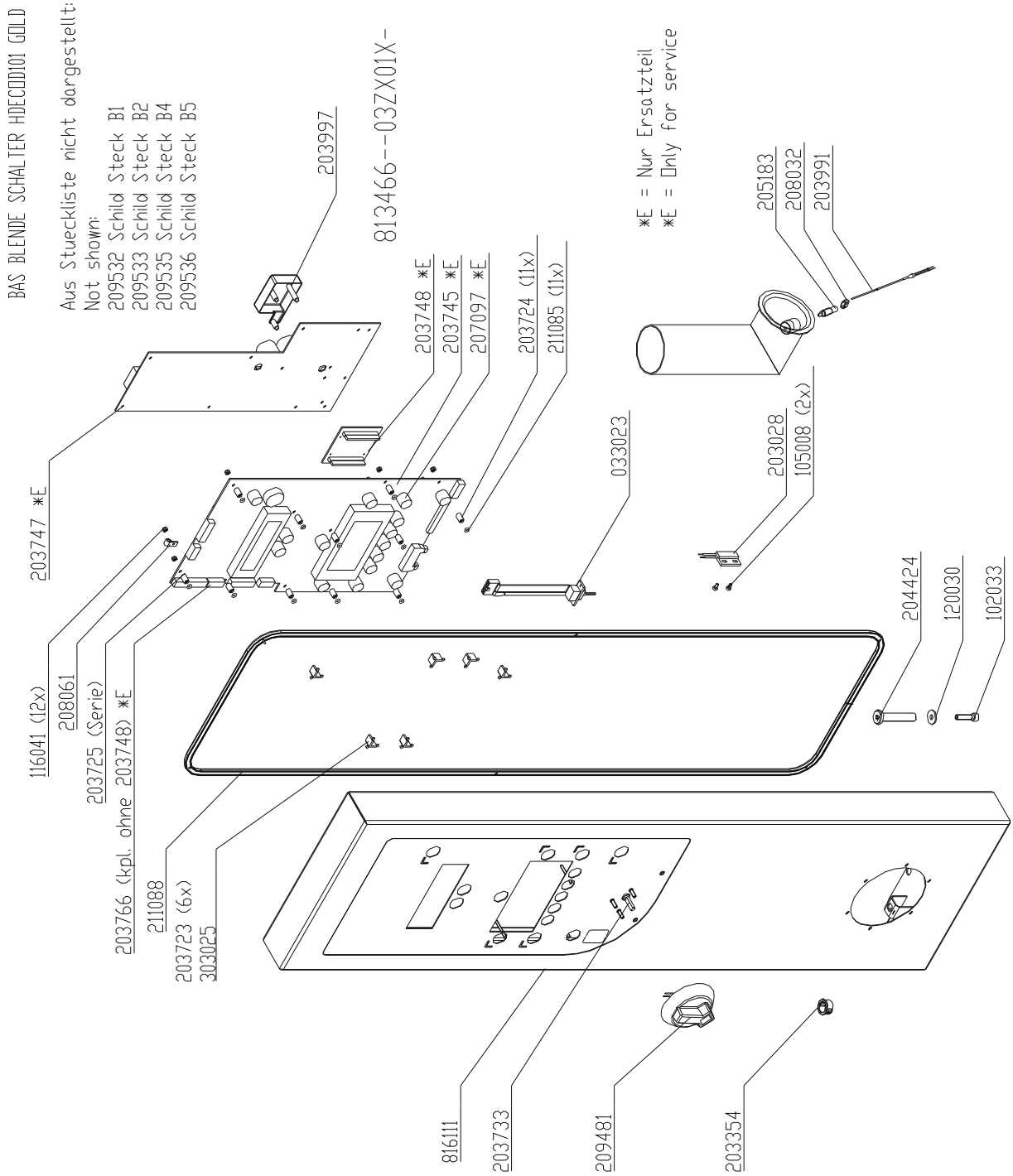
Exploded drawings 6.x & 10.x

Electric & Gas

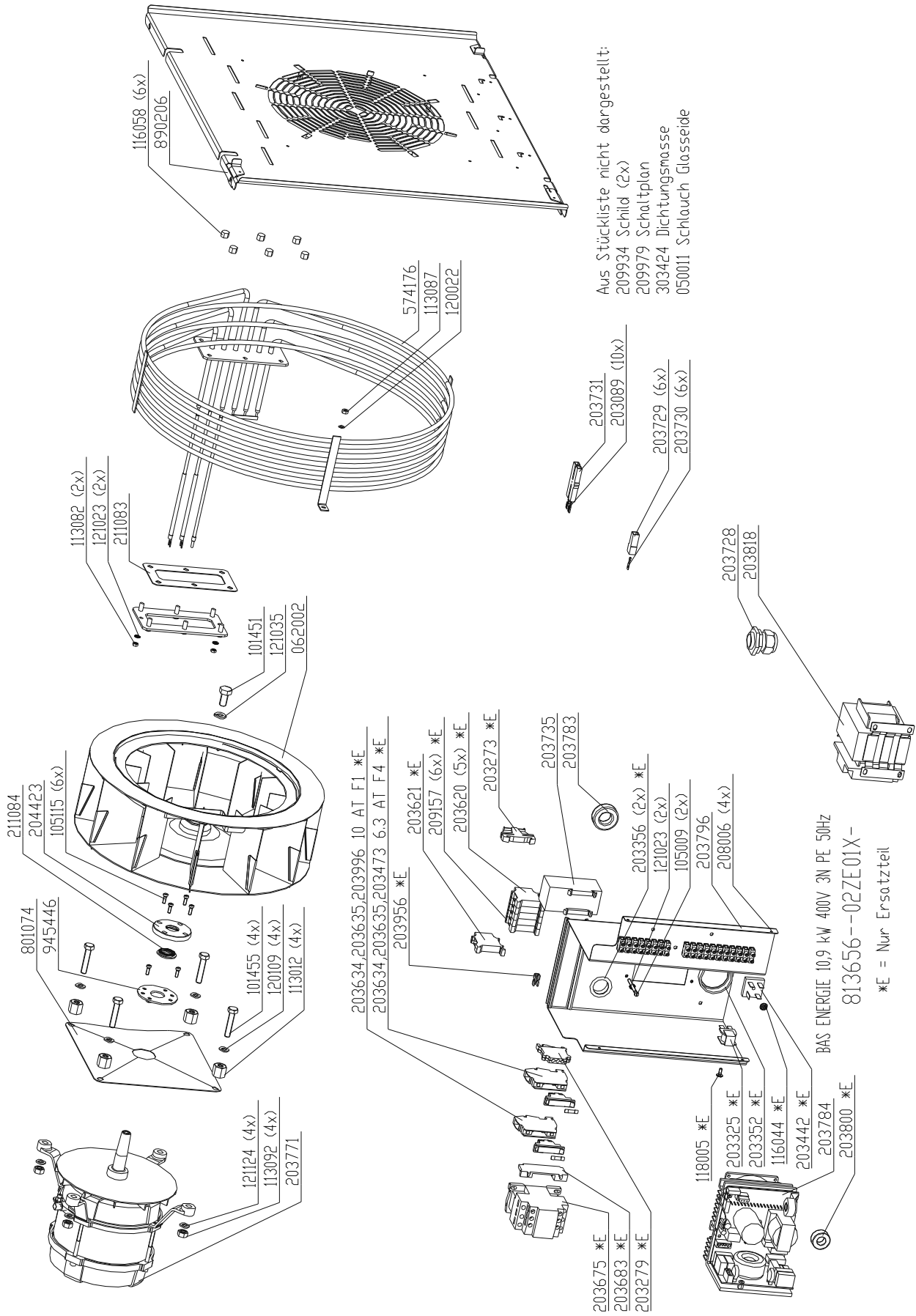
Front panel HD6.x Gold



Front panel HD10.x Gold



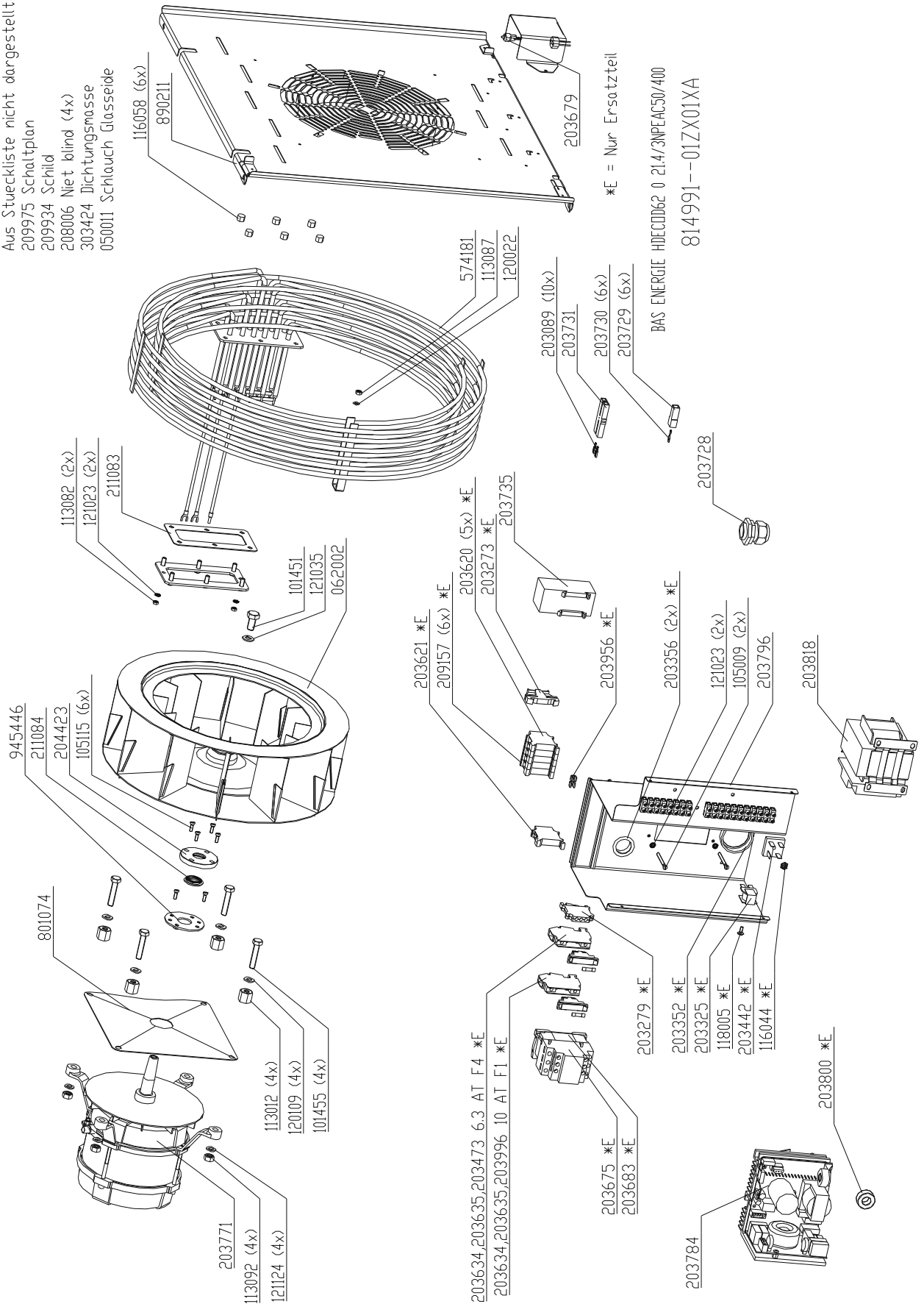
Electric assembly 3NPE 400V HD6.1



Electric assembly 3NPE 400V HD6.2

Aus Stückliste nicht dargestellt:

- 209975 Schaltplan
- 209934 Schild
- 208006 Niet blind (4x)
- 303424 Dichtungsmasse
- 050011 Schlauch Glassiede



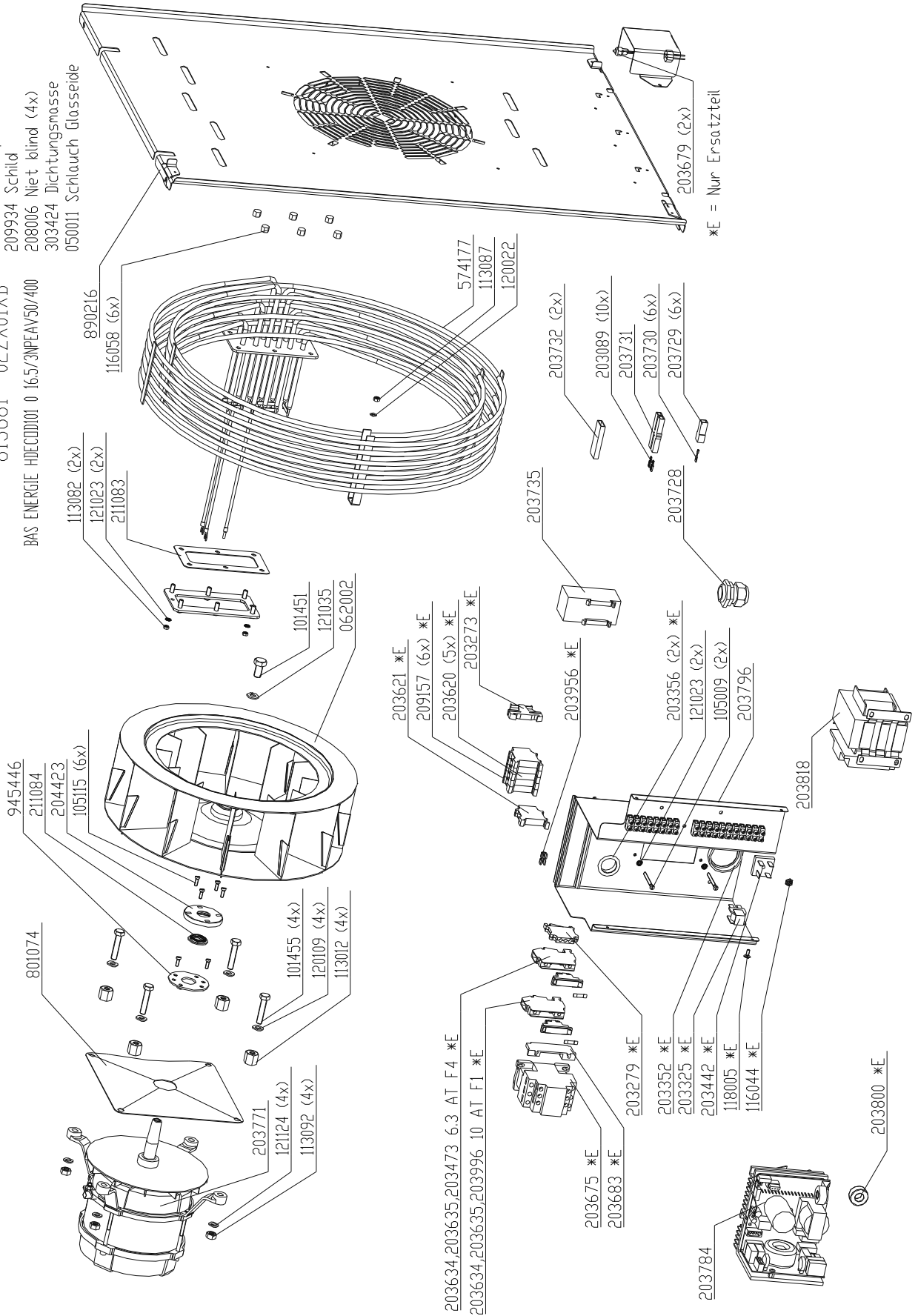
Electric assembly 3NPE 400V HD10.1

Aus Stueckliste nicht dargestellt:

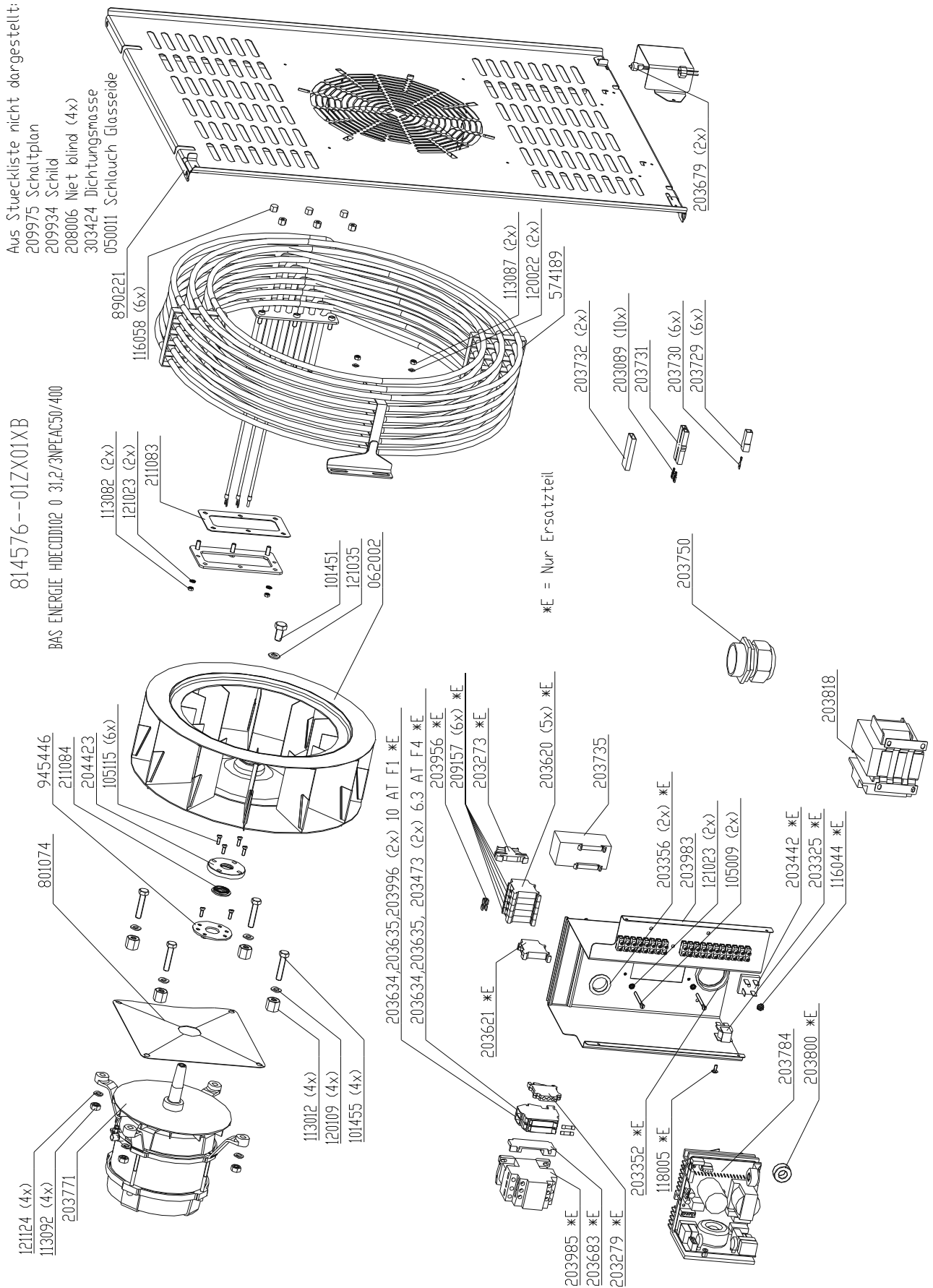
- 209979 Schaitplan
- 209934 Schild
- 208006 Niet blind (4x)
- 303424 Dichtungsmasse
- 050011 Schlauch Glosseide

813681--02ZX01XB

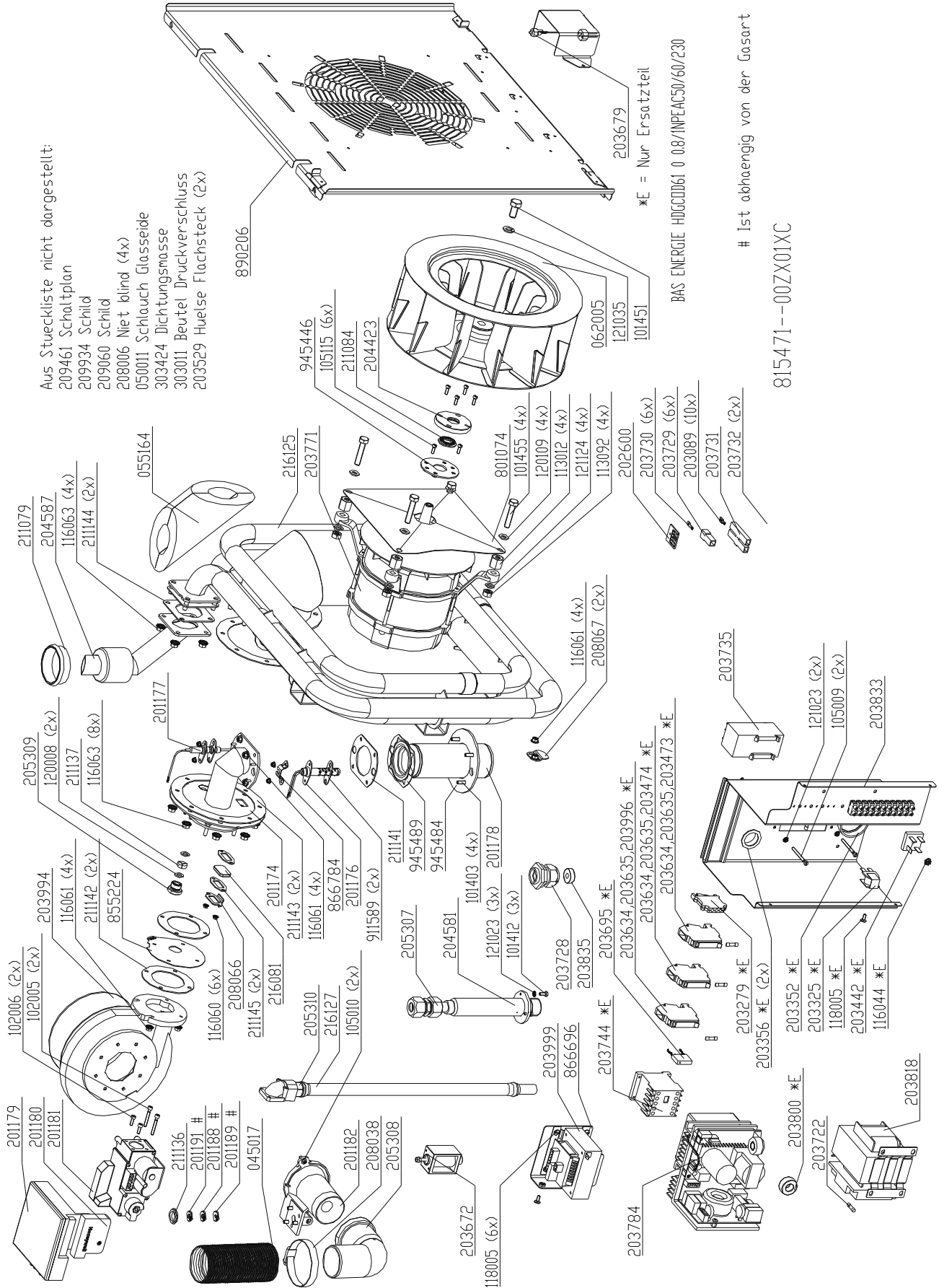
BAS ENERGIE HDECD0101 0 16.5/3NPEAV50/400



Electric assembly 3NPE 400V HD10.2



Gas assembly HD6.1

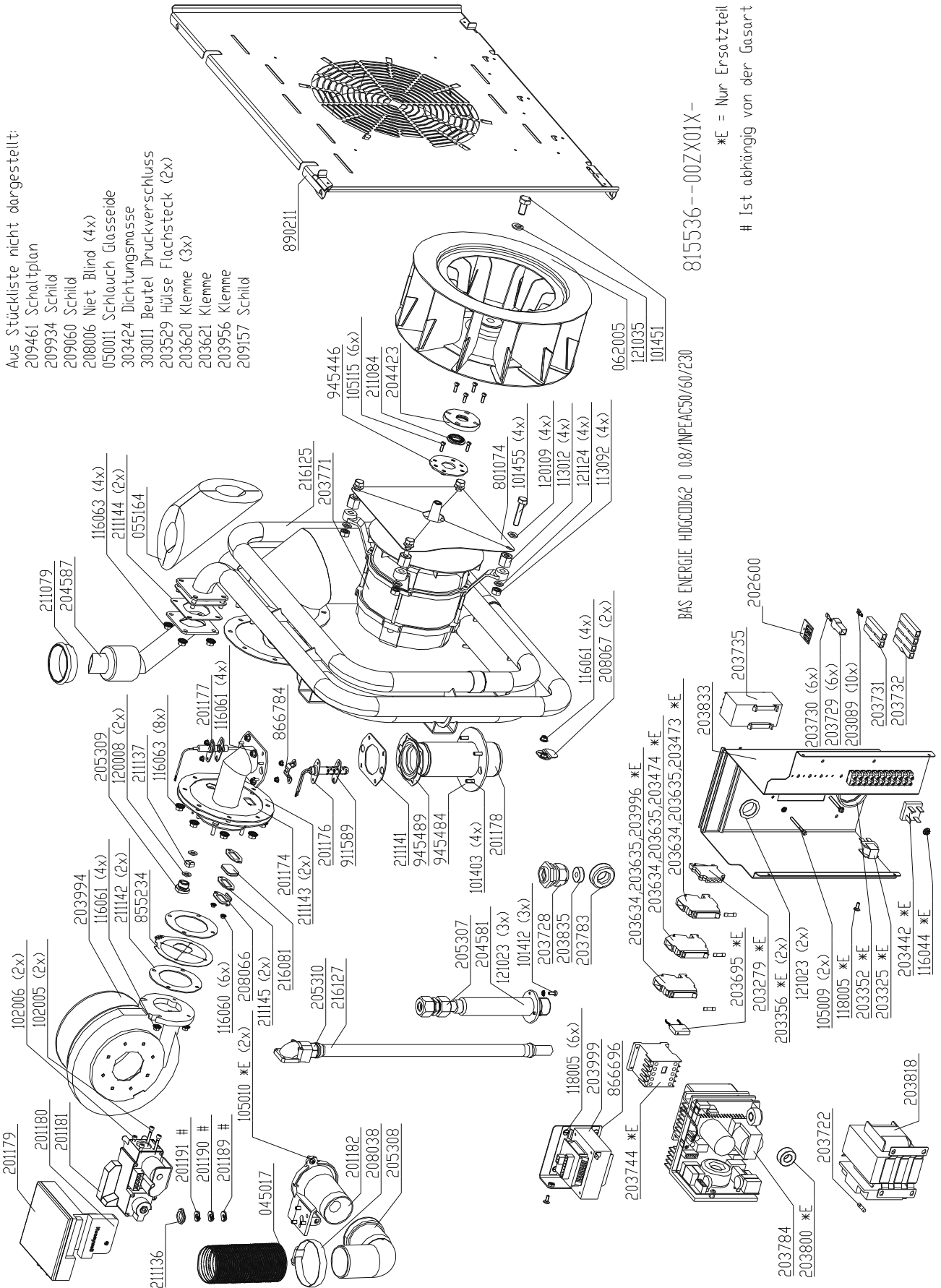


Aus Stueckliste nicht dargestellt:
 209461 Schaltplan
 209934 Schild
 209060 Schild
 208006 Niet blind (4x)
 050011 Schlauch Glasseeide
 303424 Dichtungsmasse
 303011 Beutel Druckverschluss
 203529 Huelse Flachsteck (2x)

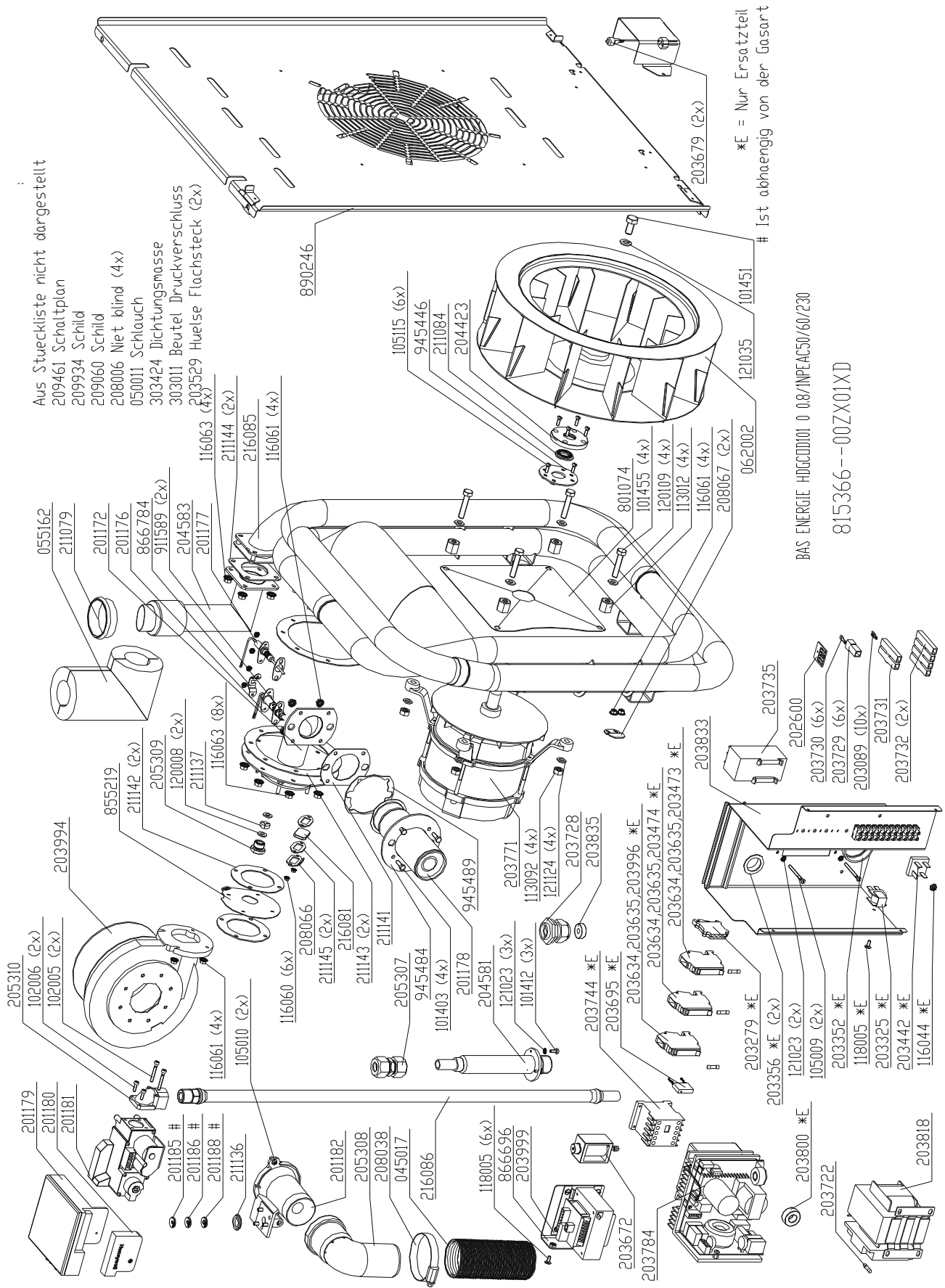
Gas assembly HD6.2

Aus Stückliste nicht dargestellt:

- 209461 Schaltplan
- 209934 Schild
- 209060 Schild
- 208006 Niet Blind (4x)
- 050011 Schlauch Glasseide
- 303424 Dichtungsmasse
- 303011 Beutel Druckverschluss
- 203529 Hülse Flachsteck (2x)
- 203620 Klemme (3x)
- 203621 Klemme
- 203956 Klemme
- 209157 Schild



Gas assembly HD10.1



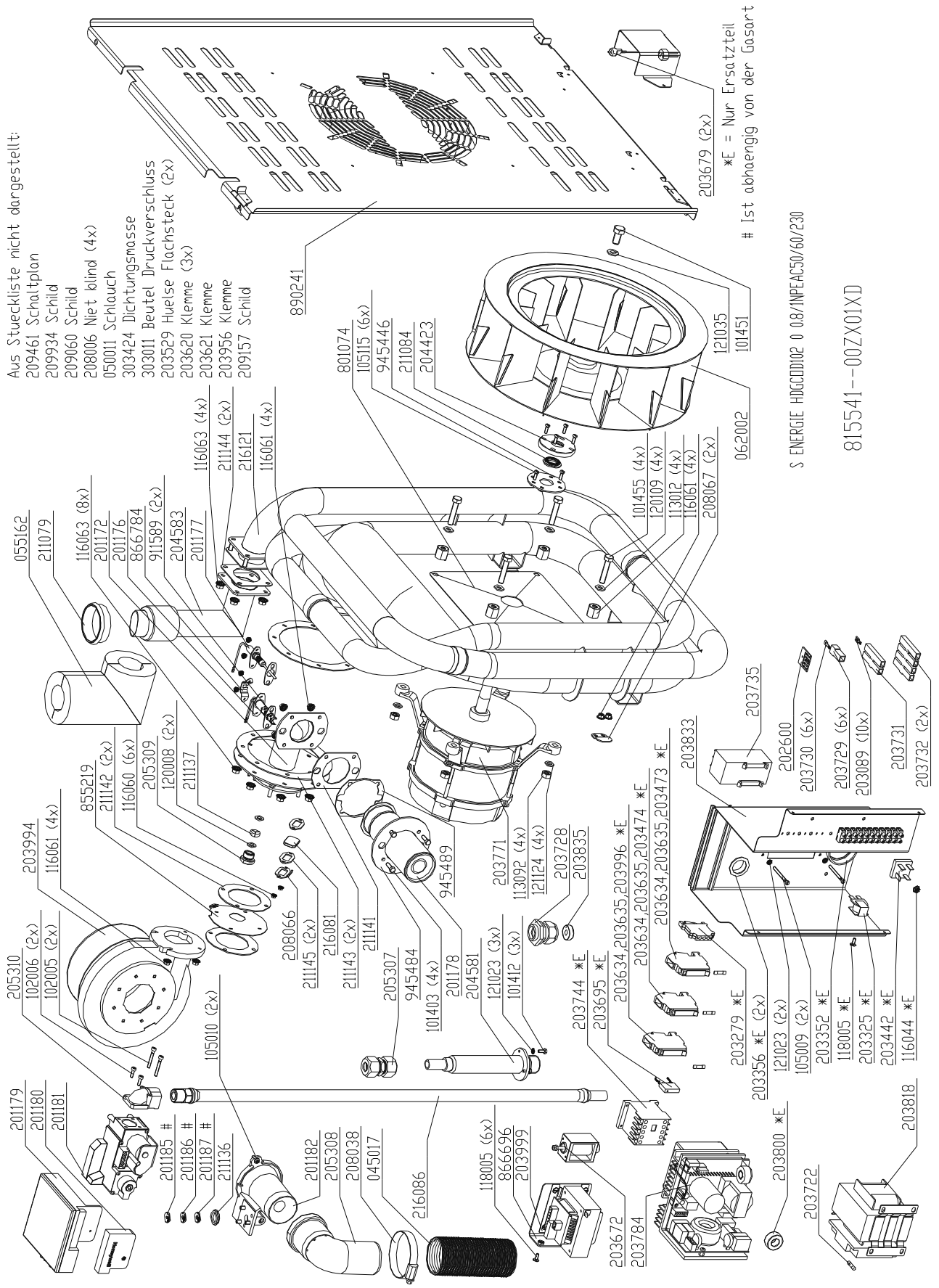
Aus Stueckliste nicht dargestellt
209461 Schaltplan
209934 Schilo
209060 Schild
208006 Niet blind (4x)
050011 Schlauch
303424 Dichtungsmasse
303011 Beutel Druckverschluss
203529 Huese Flachsteck (2x)

BAS ENERGIE HDGCDD101 0 08/INPEAC50/60/230
815366--00ZX01XD

Gas assembly HD10.2

Aus Stueckliste nicht dargestellt:

- 209461 Schaltplan
- 209934 Schild
- 209060 Schild
- 208006 Niet blind (4x)
- 050011 Schlauch
- 303424 Dichtungsmasse
- 303011 Beutel Druckverschluss
- 203529 Huelse Flachsteck (2x)
- 203620 Klemme (3x)
- 203621 Klemme
- 203956 Klemme
- 209157 Schild

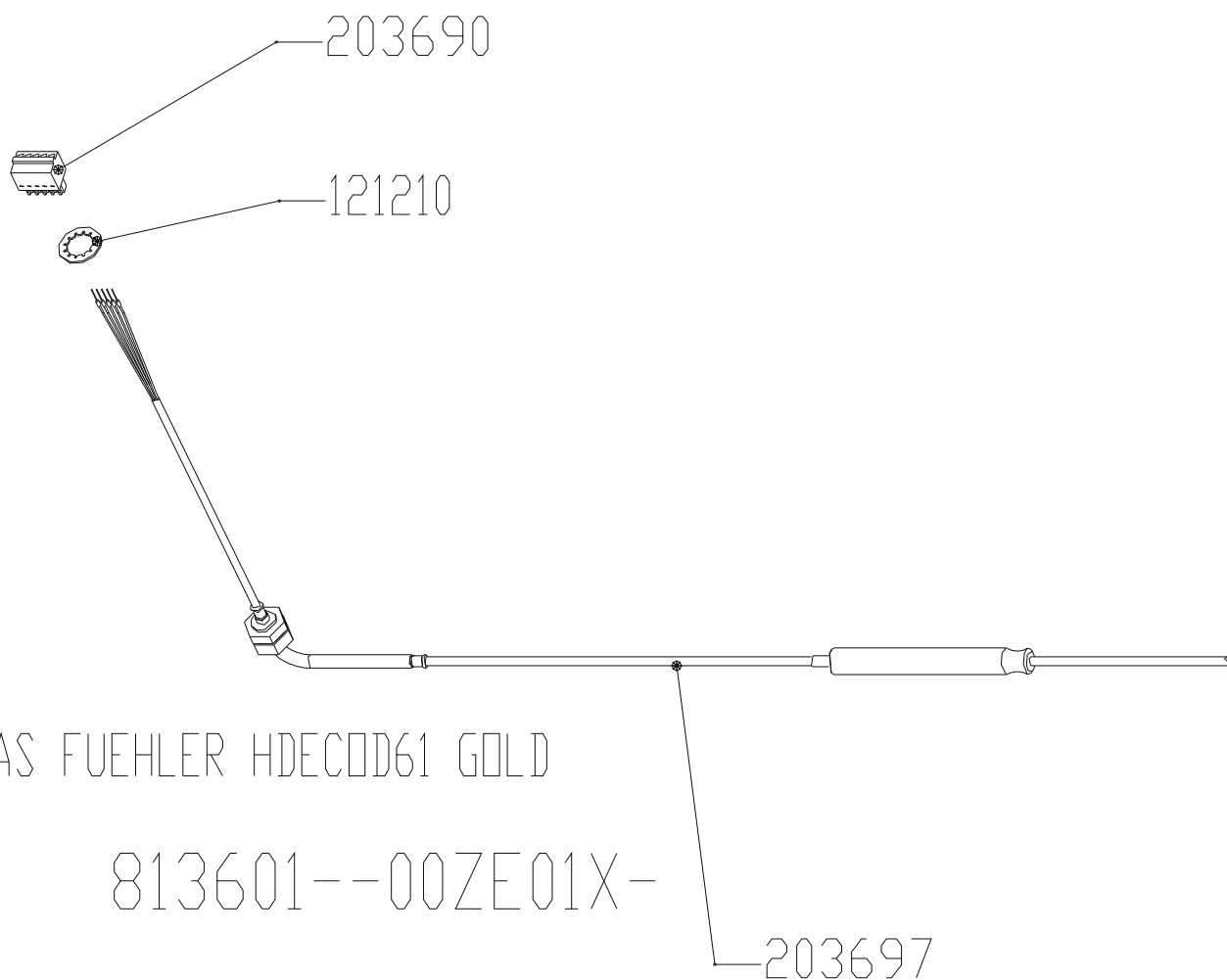


203679 (2x)
*E = Nur Ersatzteil
Ist abhaengig von der Gasart

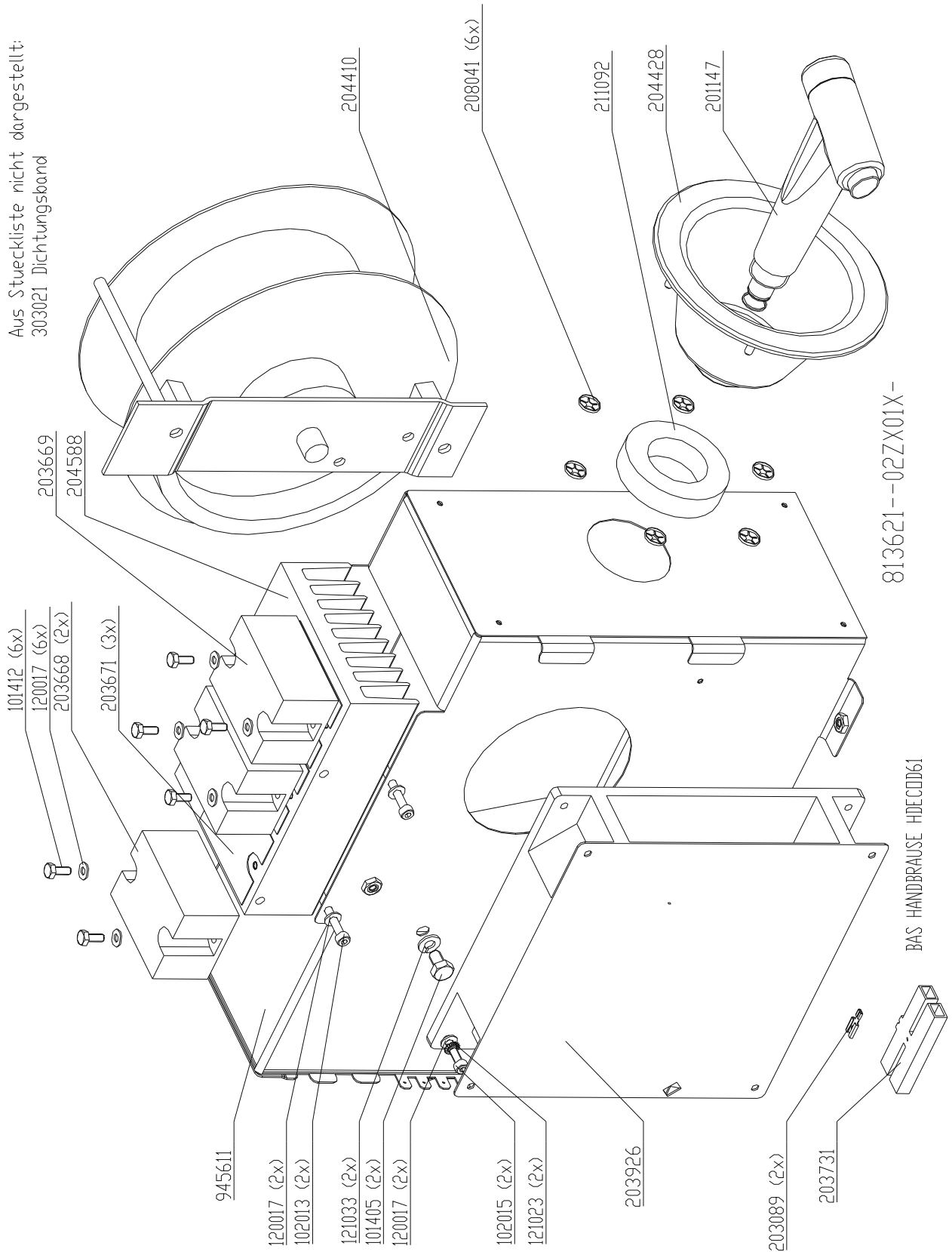
S ENERGIE HDGCDD102 0 08/1NPEAC50/60/230

815541--00ZX01XD

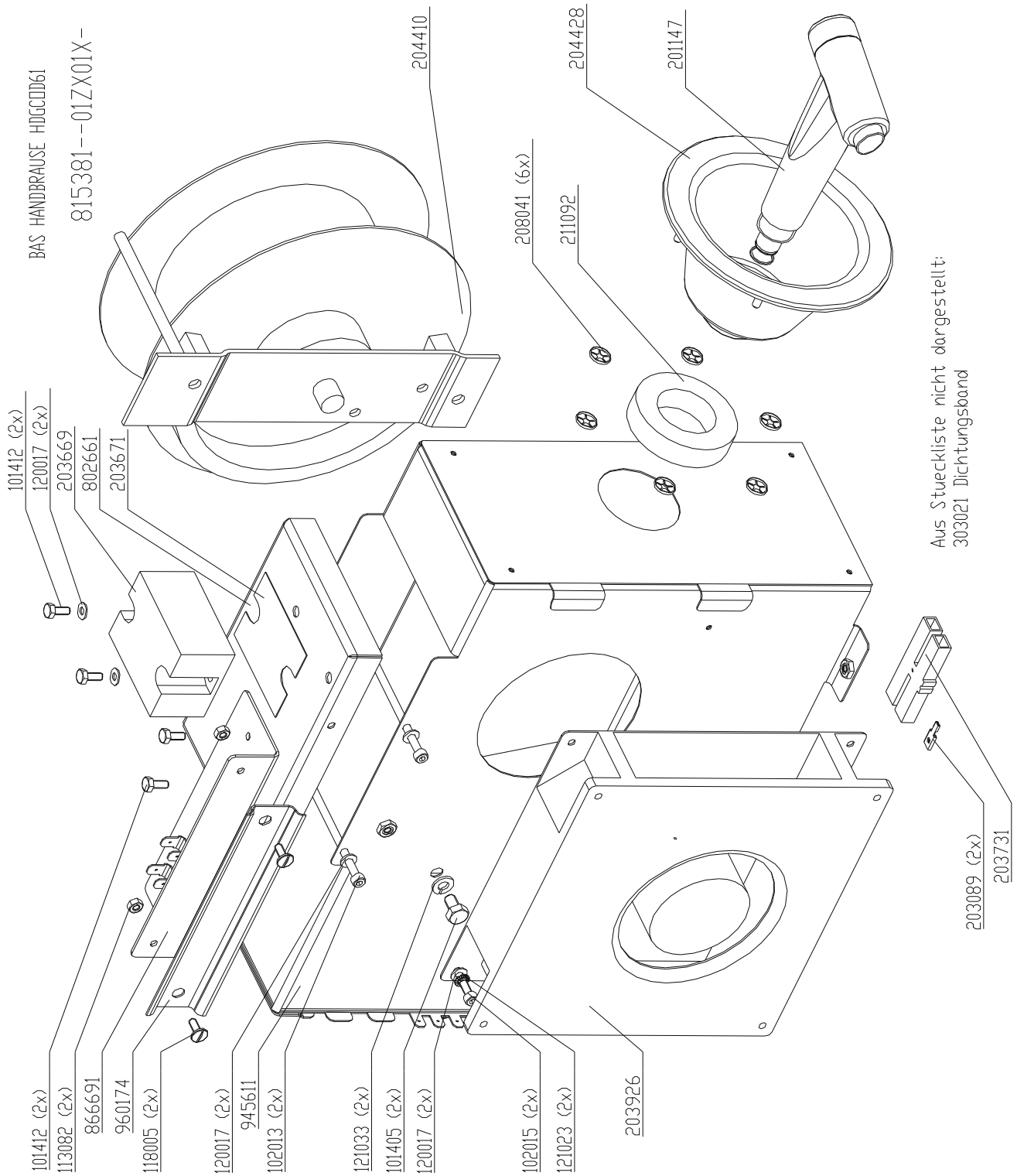
Core temperature probe HD6.x & HD10.x



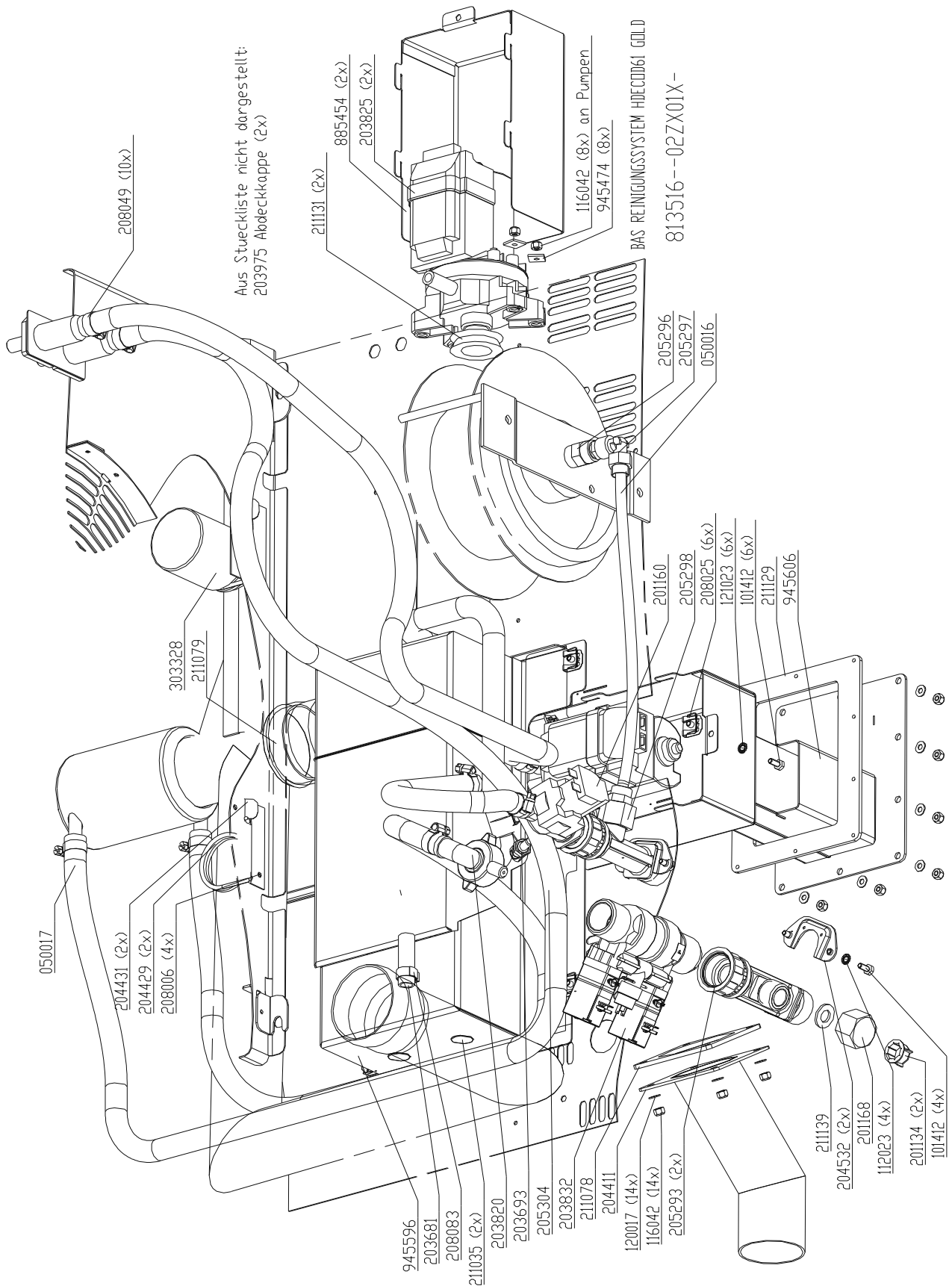
Tube carrier box & handshower HD6.x & HD10.x Electric



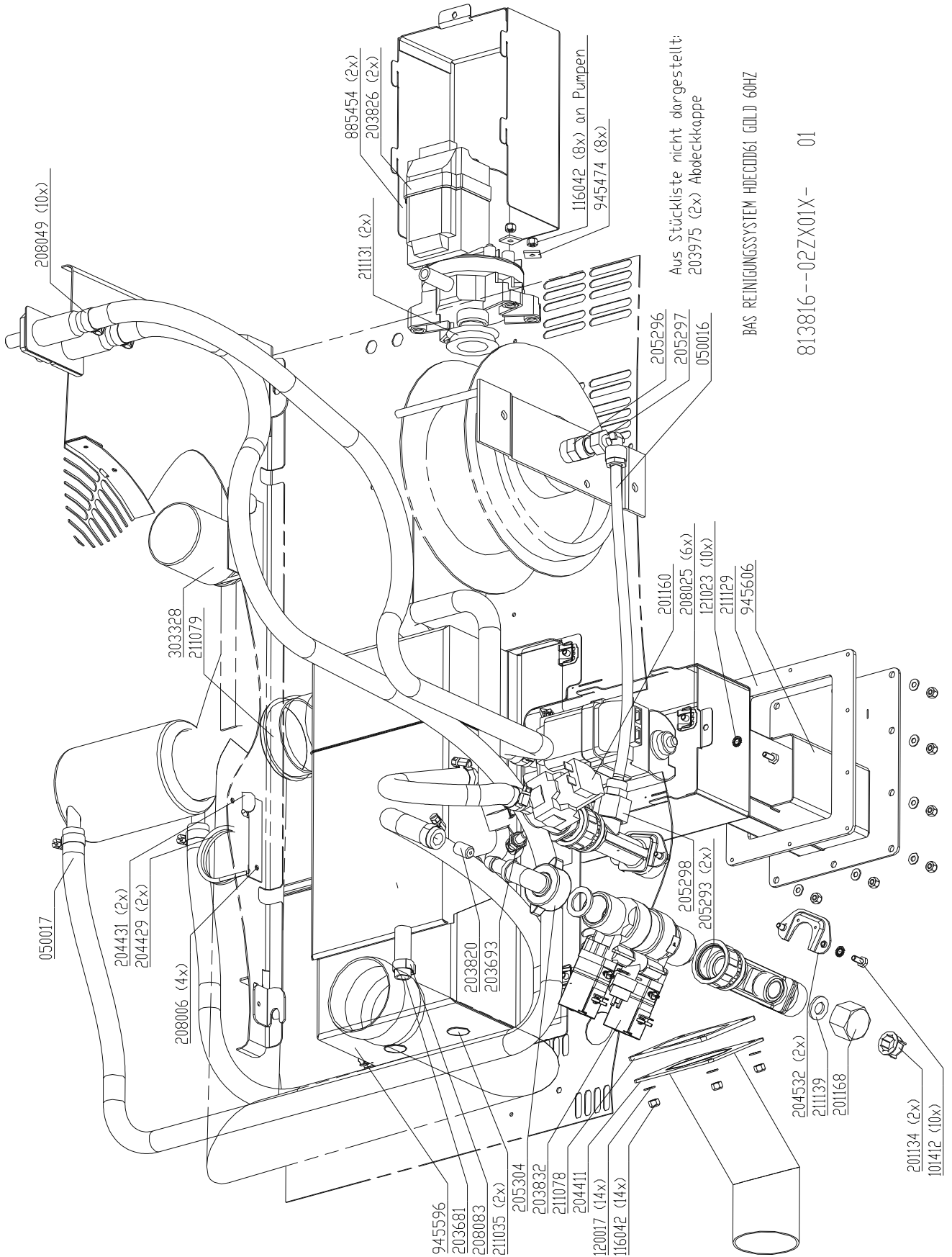
Tube carrier box & handshower HD10.x Gas



Water assembly 50Hz HD6.x & HD10.x



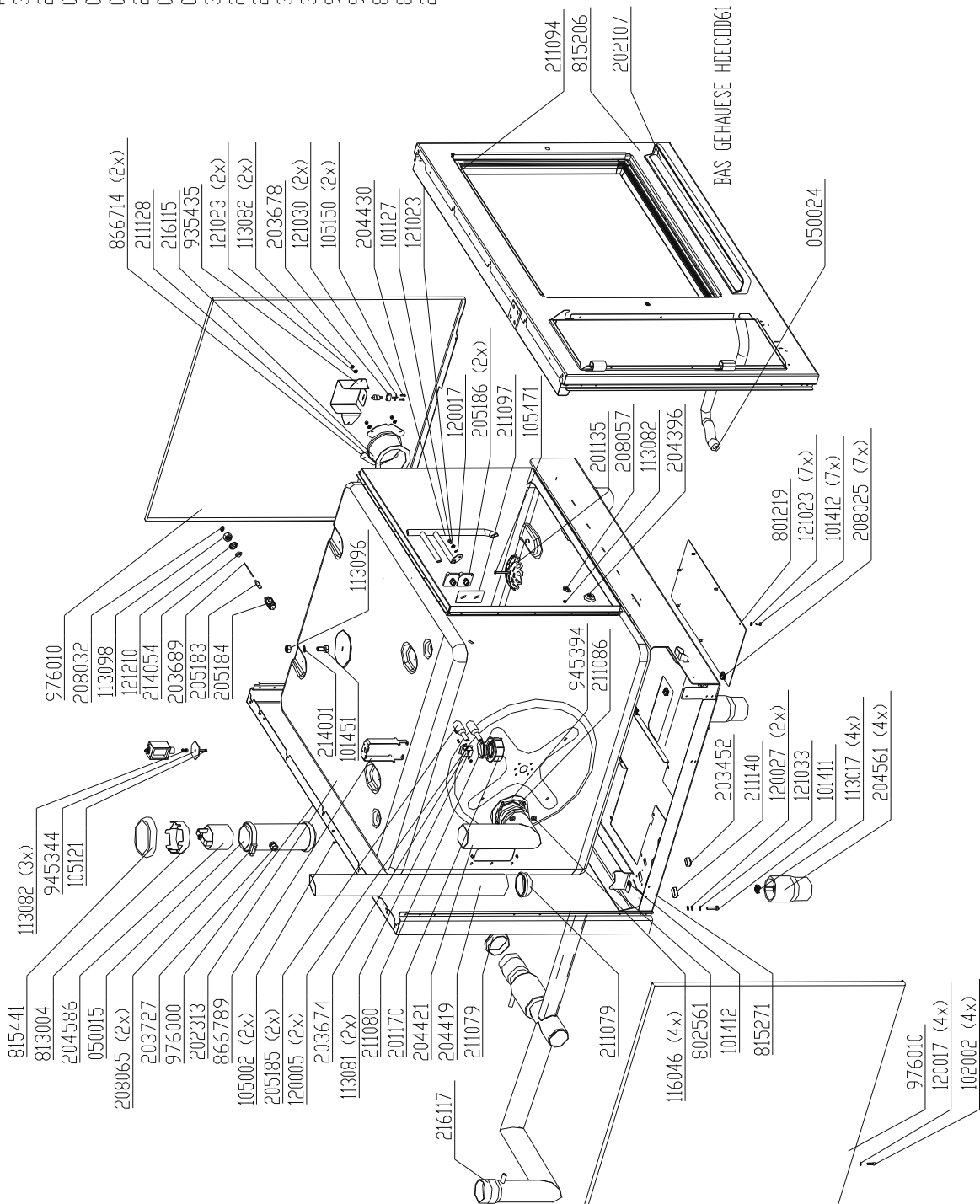
Water assembly 60Hz HD6.x & HD10.x



Chassis HD6.x Electric

Aus Stueckliste nicht dargestellt:

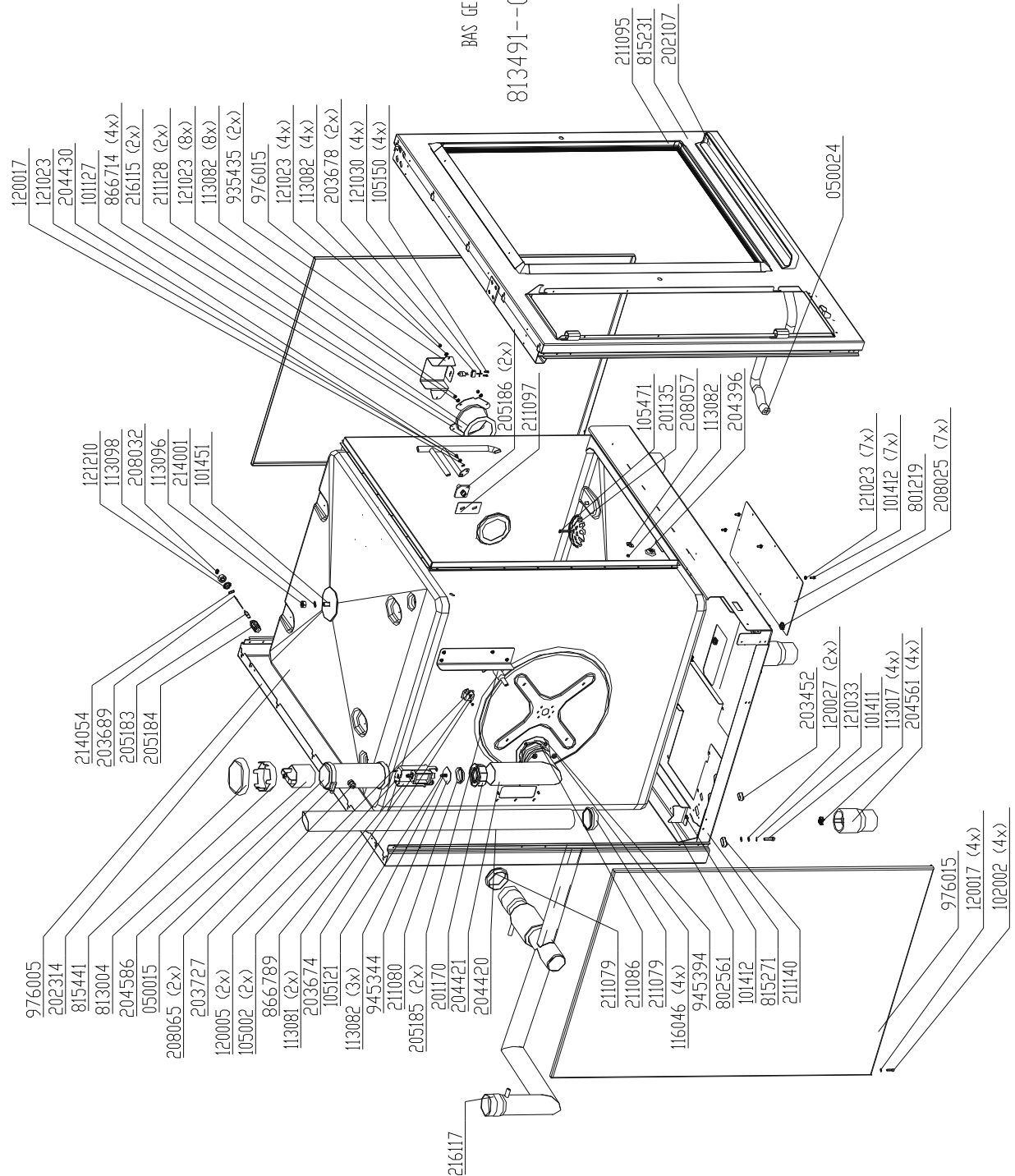
- 303021 Dichtungsband
- 208006 Niet blind (68x)
- 055123 Platte ISO
- 055124 Platte ISO
- 055126 Platte ISO
- 204427 Bolzen Schweiß (26x)
- 050011 Schlauch Glasseide
- 050012 Schlauch Glasseide
- 303019 Waermeleitpaste
- 209090 Schild klebe
- 203734 Kabelbinder
- 305006 Palette
- 305008 Karton stuepel
- 911550 Profil links
- 911546 Profil rechts
- 866439 Halter
- 866434 Halter
- 208039 Mutter Blindniet (2x)



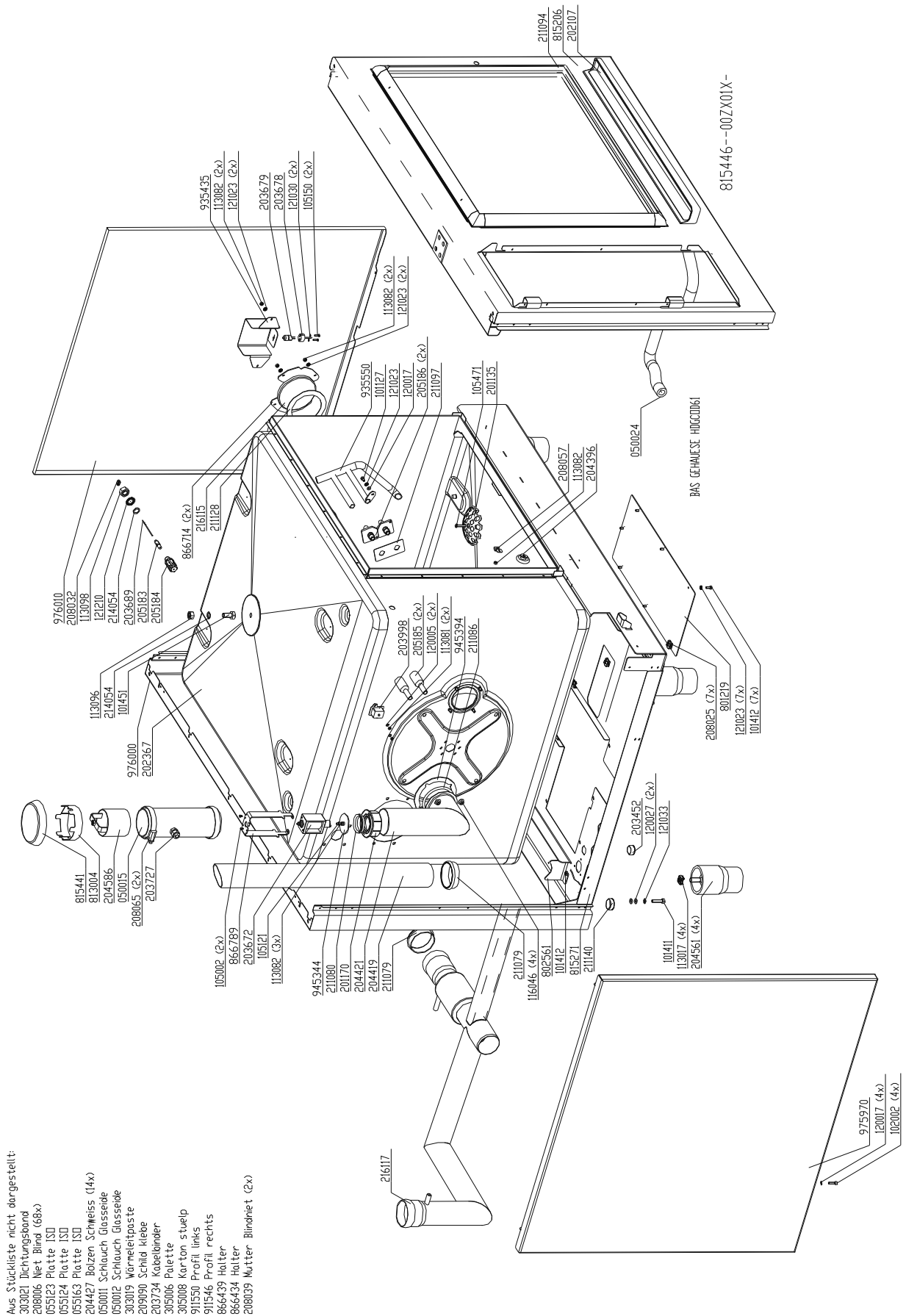
Chassis HD10.x Electric

Aus Stueckliste nicht dargestellt:

- 303021 Dichtungsband
- 208006 Niet blind (74x)
- 055123 Platte ISO
- 055124 Platte ISO
- 055127 Platte ISO
- 204427 Bolzen Schweiss (26x)
- 050011 Schlauch Glasseide
- 050012 Schlauch Glasseide
- 303019 Waermeleitpaste
- 209090 Schild klebe
- 203734 Kabelbinder
- 305006 Palette
- 305008 Karton stueelp
- 911550 Profil links
- 911546 Profil rechts
- 866439 Halter
- 866434 Halter
- 208039 Mutter Blindniet (2x)



Chassis HD6.x Gas

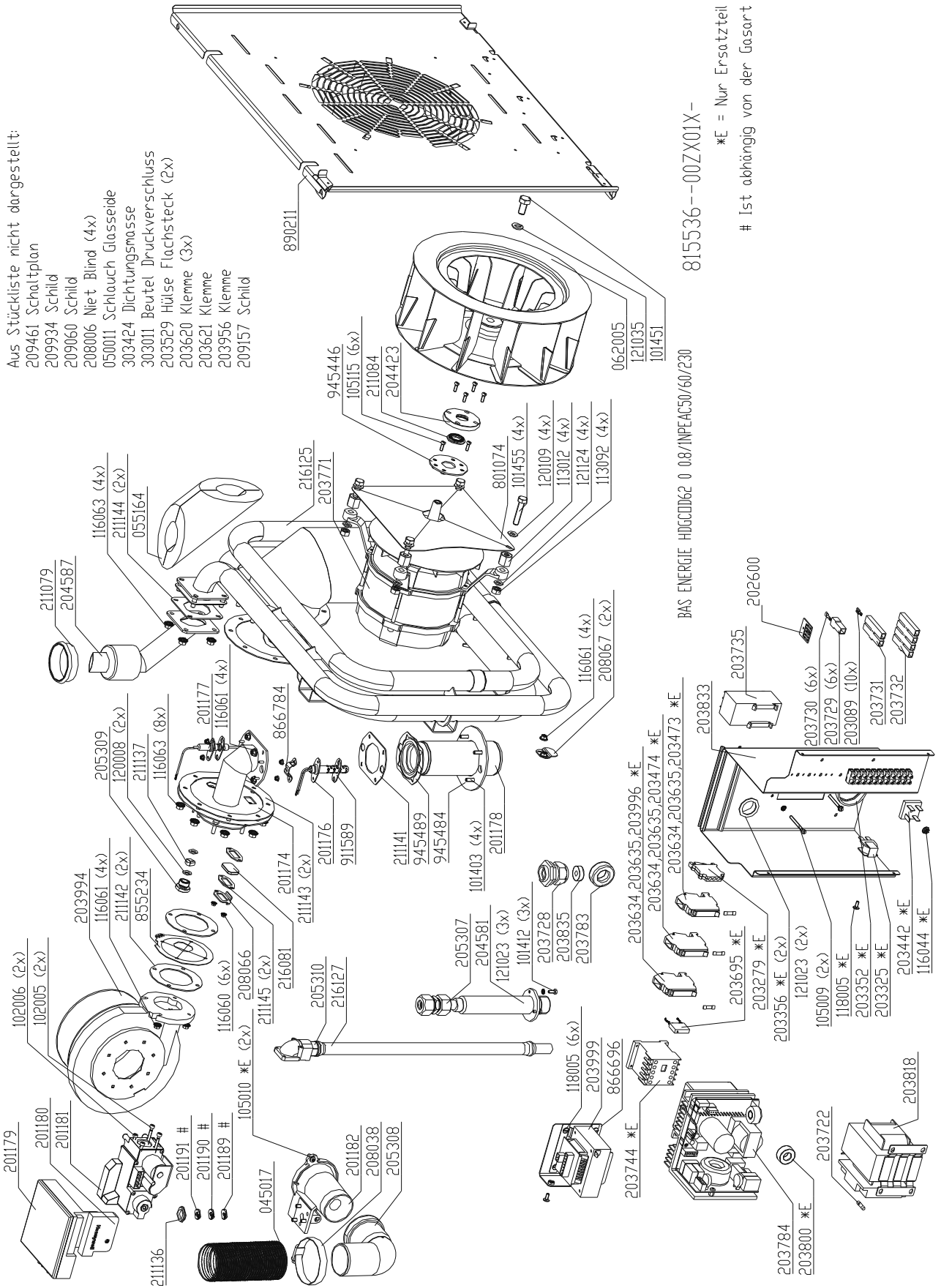


- Aus Stückliste nicht dargestellt:
- 303021 Dichtungsband
 - 208006 Niet Blind (68x)
 - 055123 Platte ISO
 - 055124 Platte ISO
 - 055163 Platte ISO
 - 204427 Bohren Schweiß (14x)
 - 050011 Schlauch Gussende
 - 050012 Schlauch Gussende
 - 303019 Wärmeleitpaste
 - 209090 Schild klebe
 - 203724 Kabelbinder
 - 305006 Palette
 - 305008 Karton stuepf
 - 911530 Profil links
 - 911546 Profil rechts
 - 866434 Halter
 - 208039 Mutter Blindniet (2x)

Chassis HD10.x Gas

Aus Stückliste nicht dargestellt:

- 209461 Schaltplan
- 209934 Schild
- 209060 Schild
- 208006 Niet Blind (4x)
- 050011 Schlauch Glasseele
- 303424 Dichtungsmasse
- 303011 Beutel Druckverschluss
- 203529 Hülse Flachsteck (2x)
- 203620 Klemme (3x)
- 203621 Klemme
- 203956 Klemme
- 209157 Schild

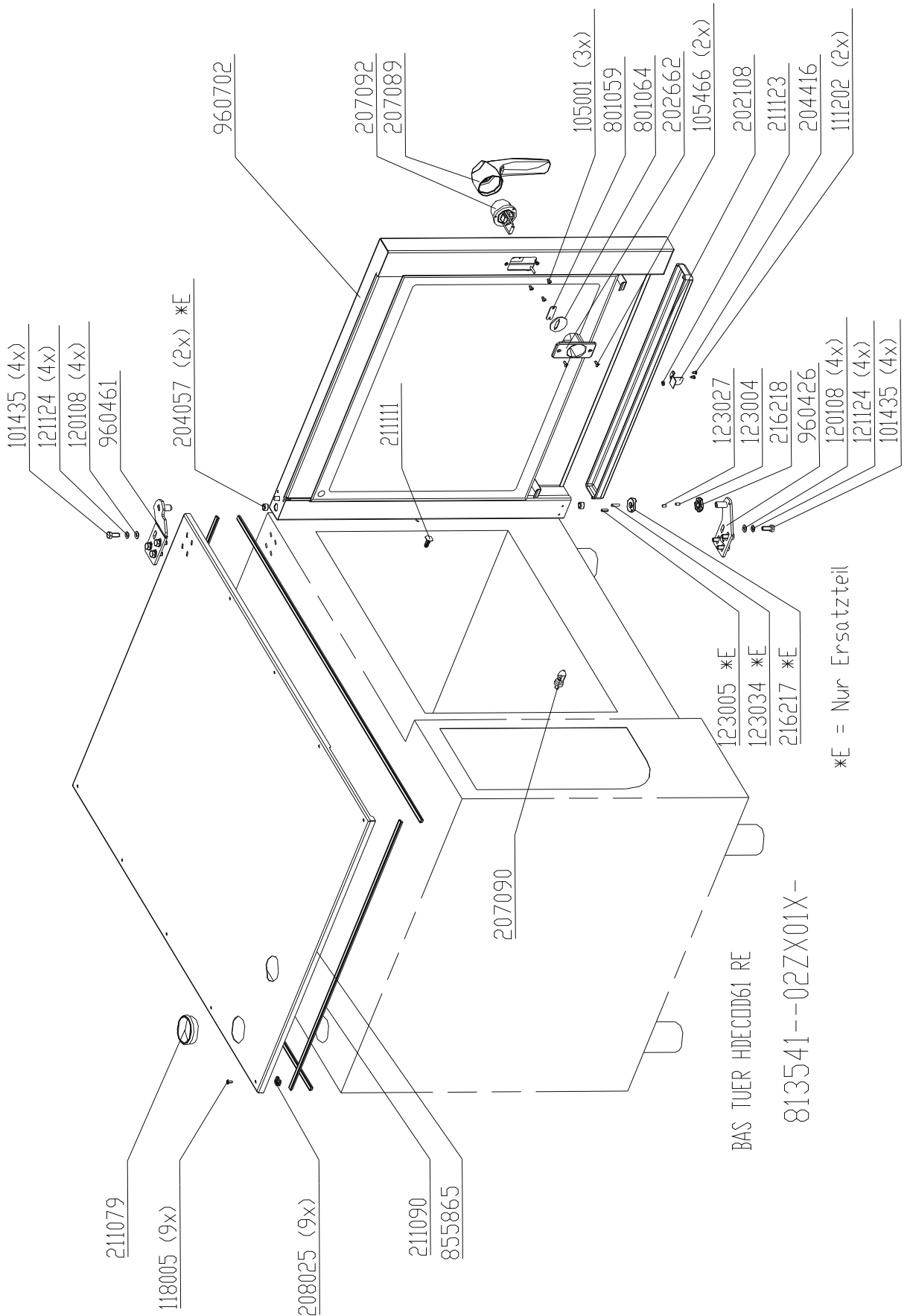


815536--00ZX01X-

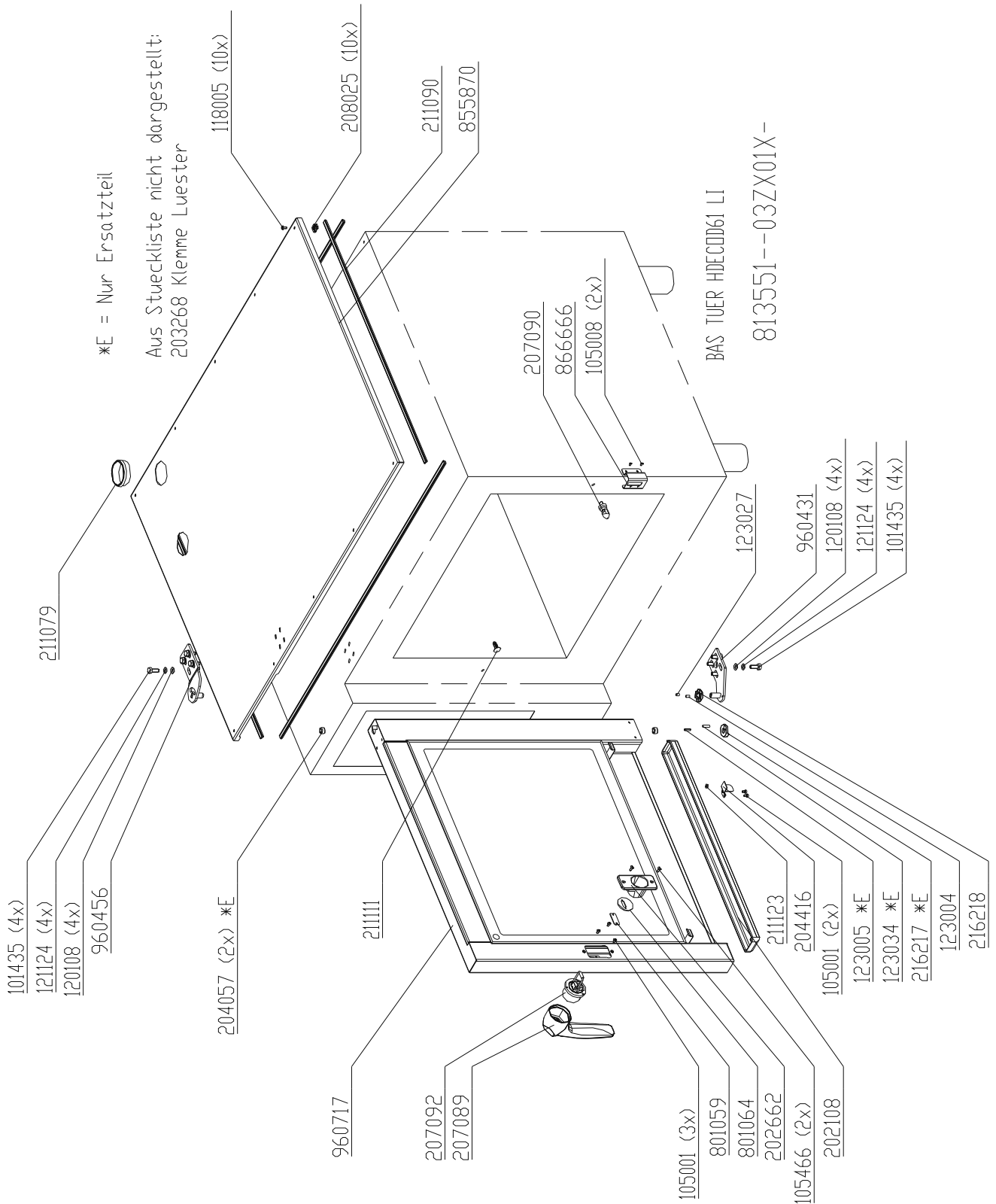
*E = Nur Ersatzteil
Ist abhängig von der Gasart

BAS ENERGIE HD6GD062 0 08/INPEAC50/60/230

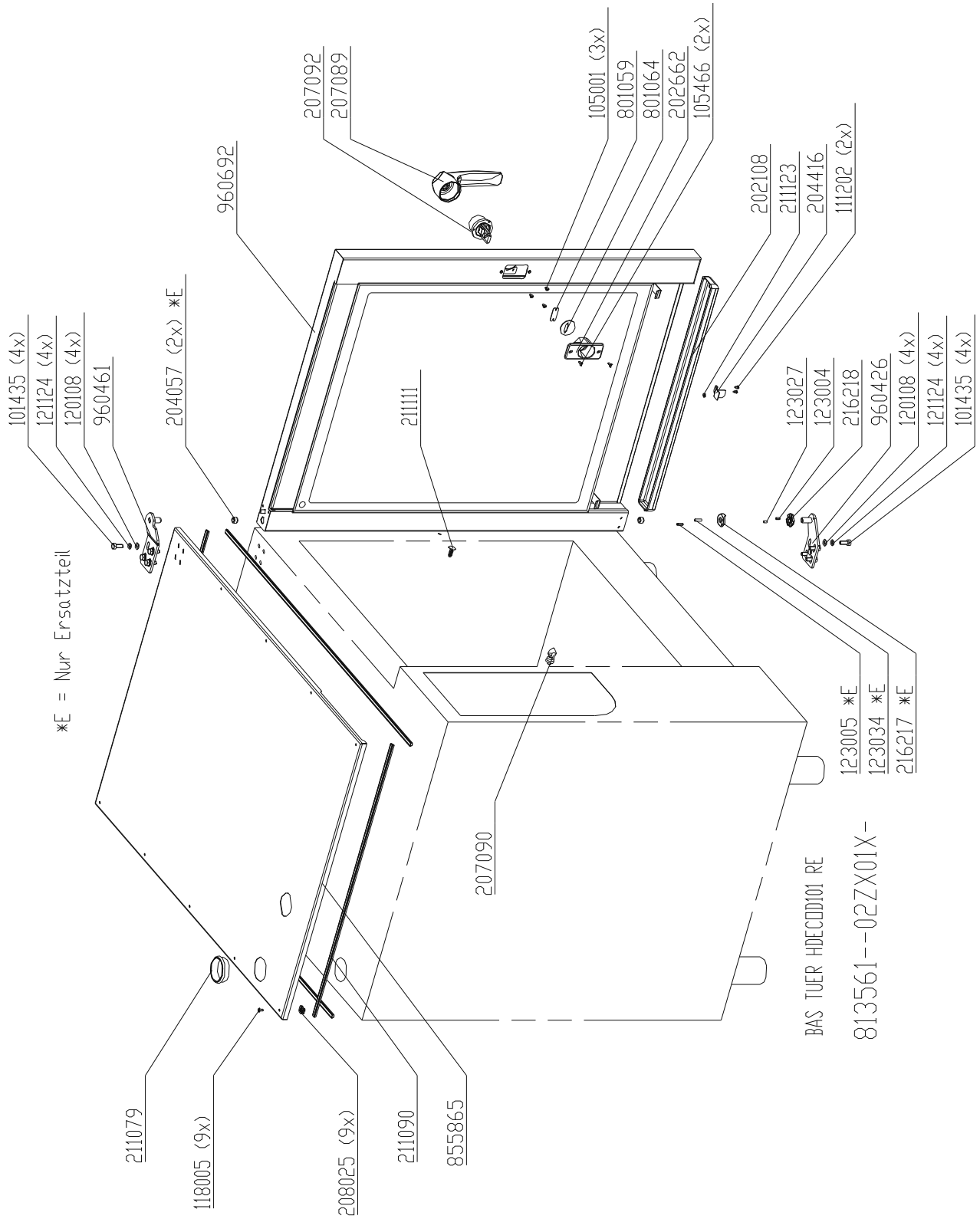
Chassis door area HD6.x, right hand hinged (Electric)



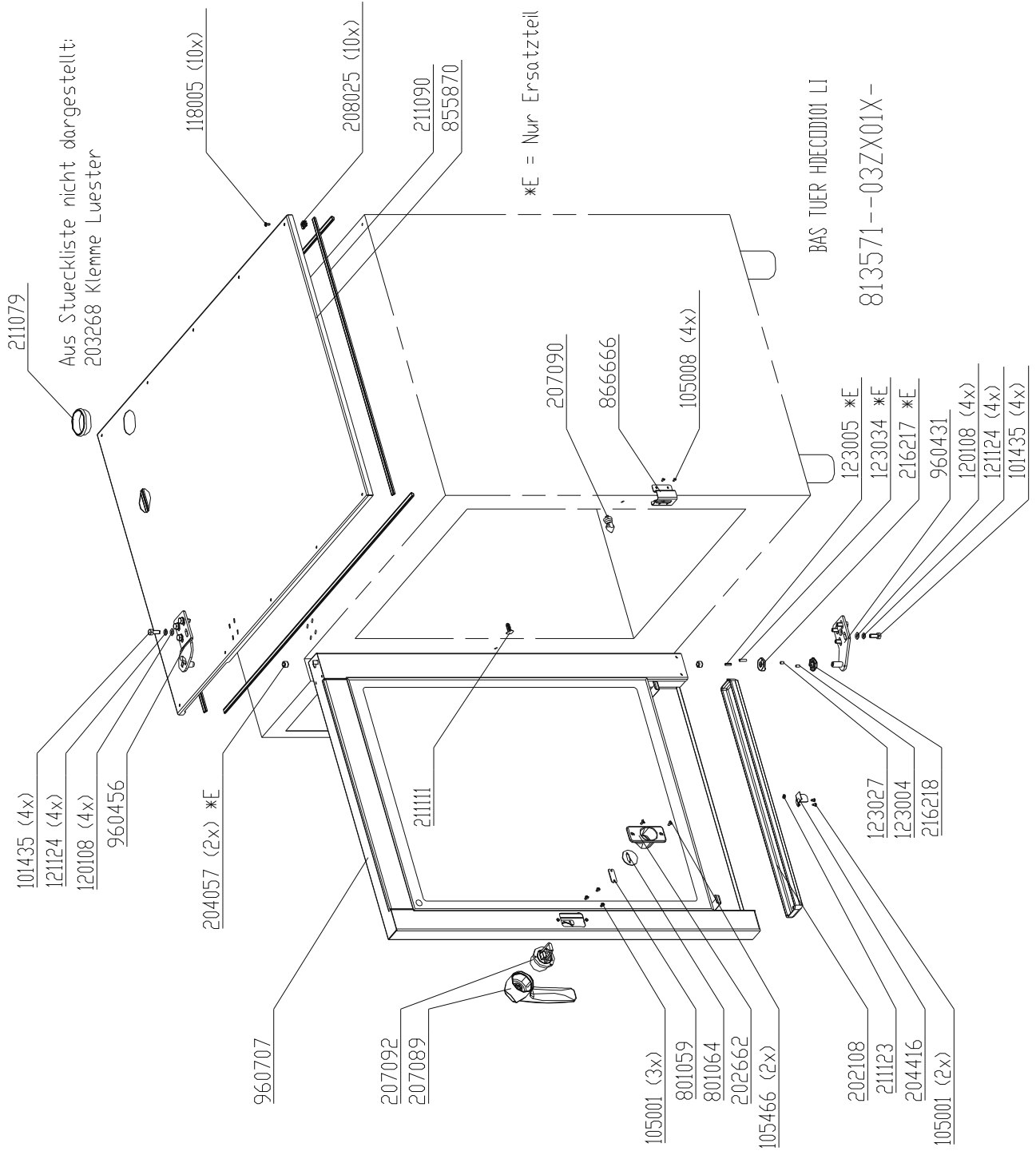
Chassis door area HD6.x, left hand hinged (Electric)



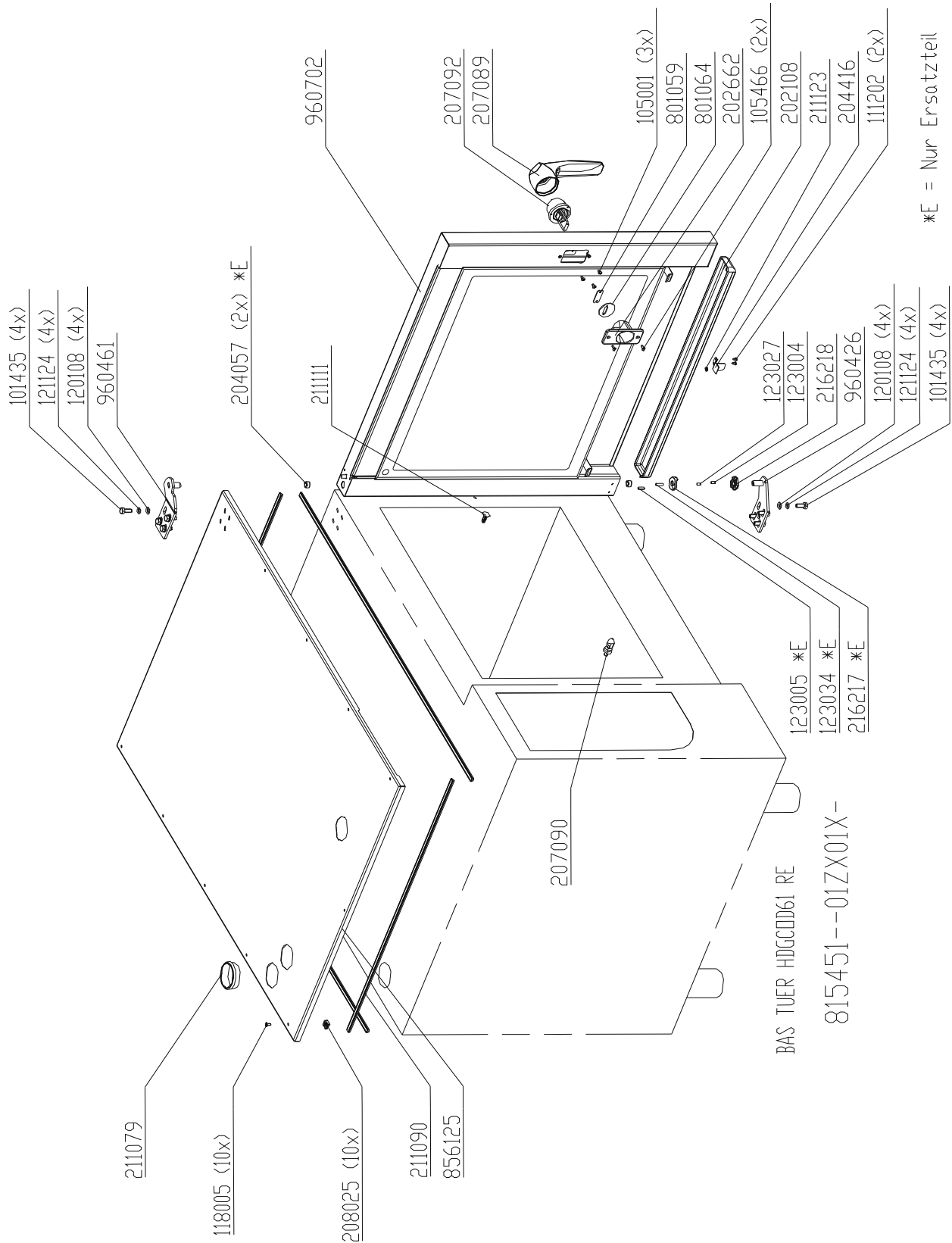
Chassis door area HD10.x, right hand hinged (Electric)



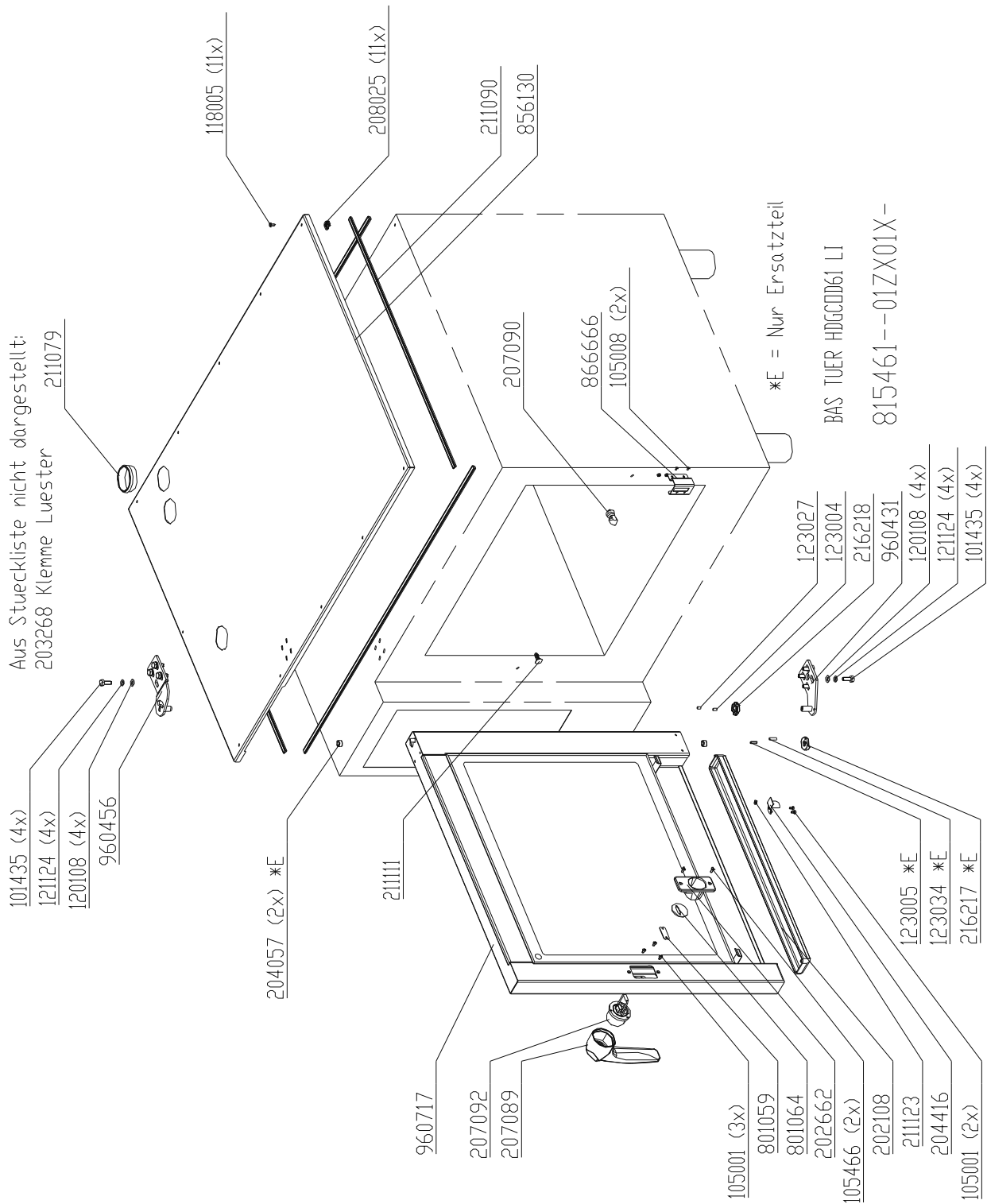
Chassis door area HD10.x, left hand hinged (Electric)



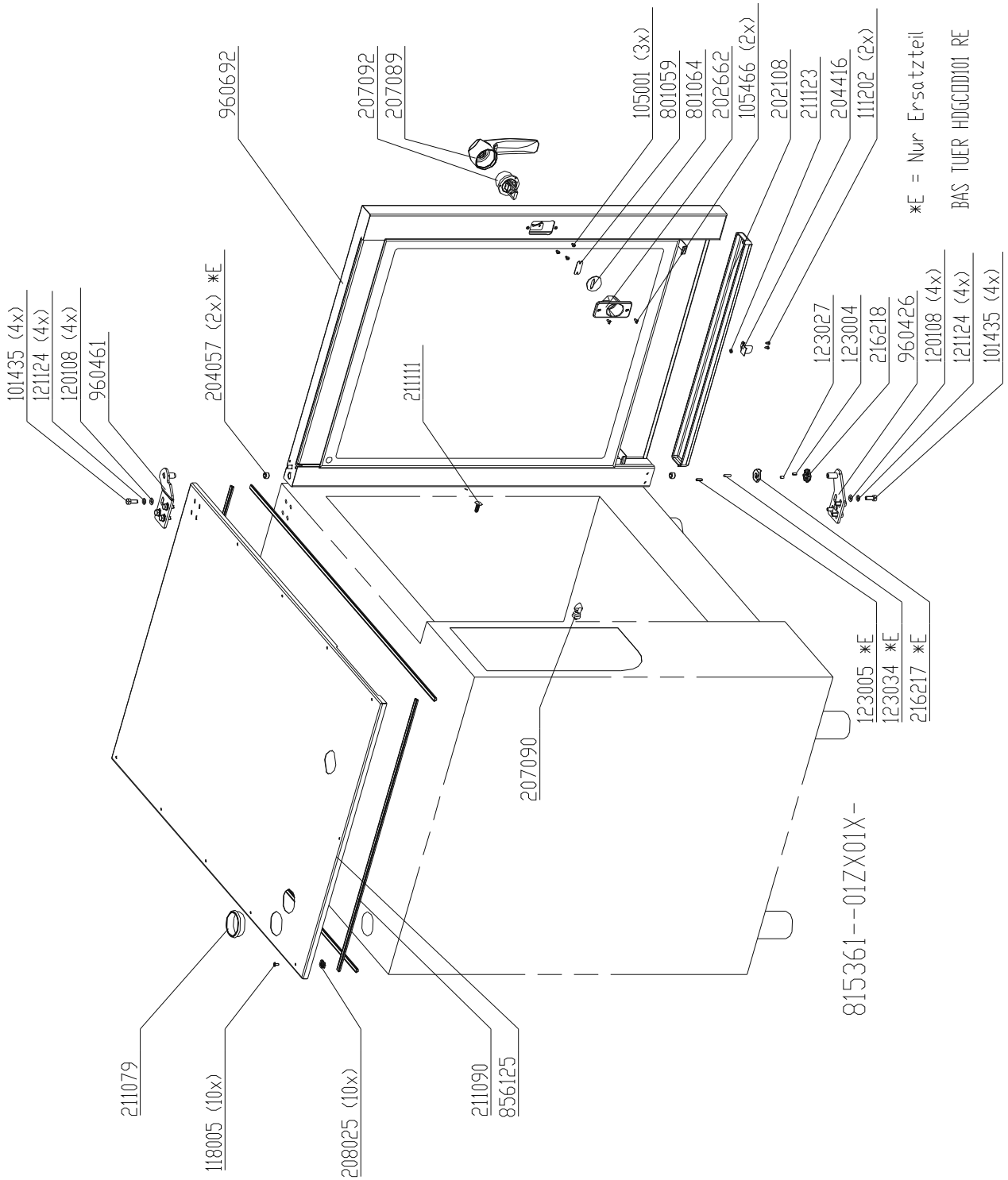
Chassis door area HD6.x, right hand hinged (Gas)



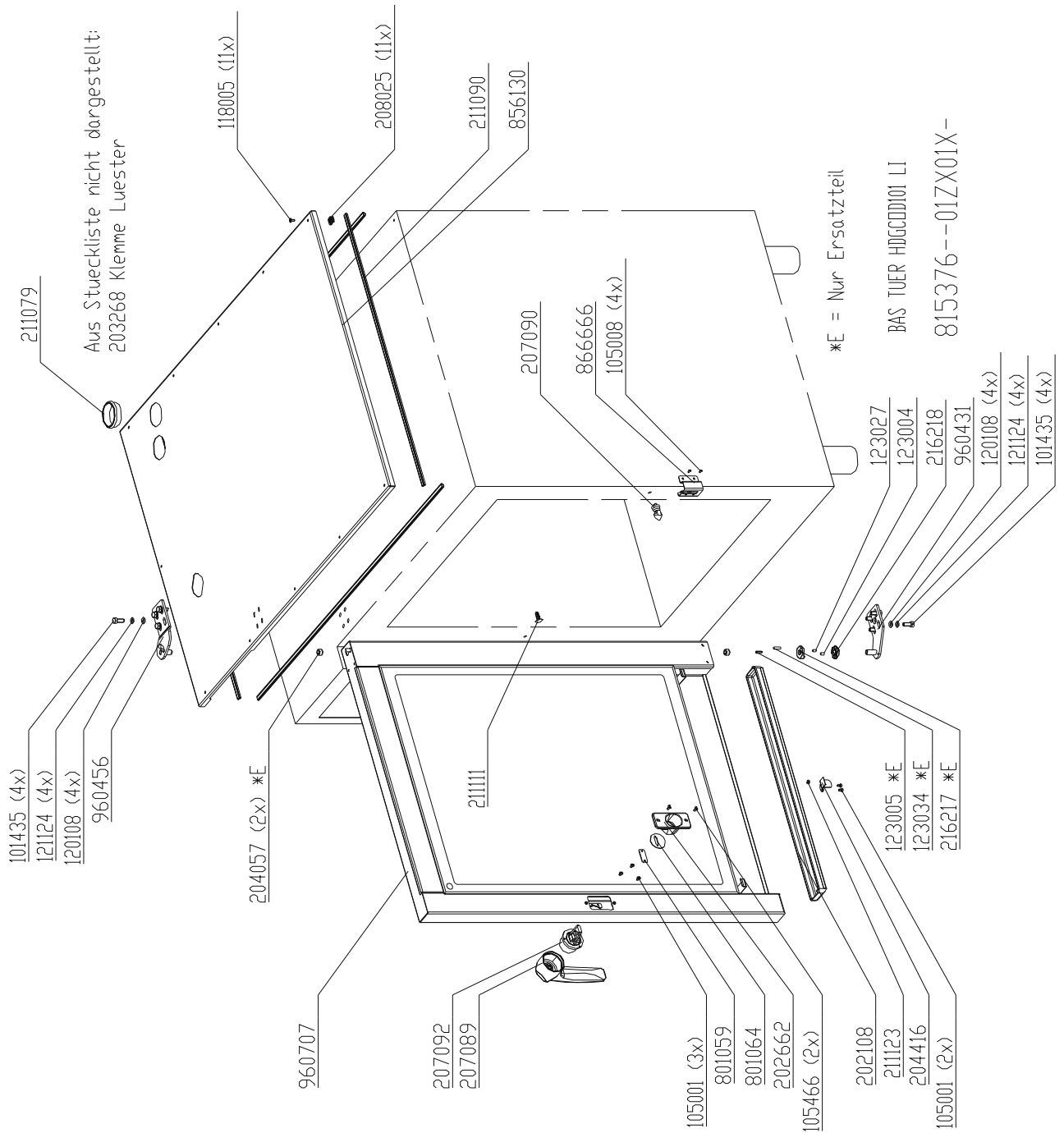
Chassis door area HD6.x, left hand hinged (Gas)



Chassis door area HD10.x, right hand hinged (Gas)



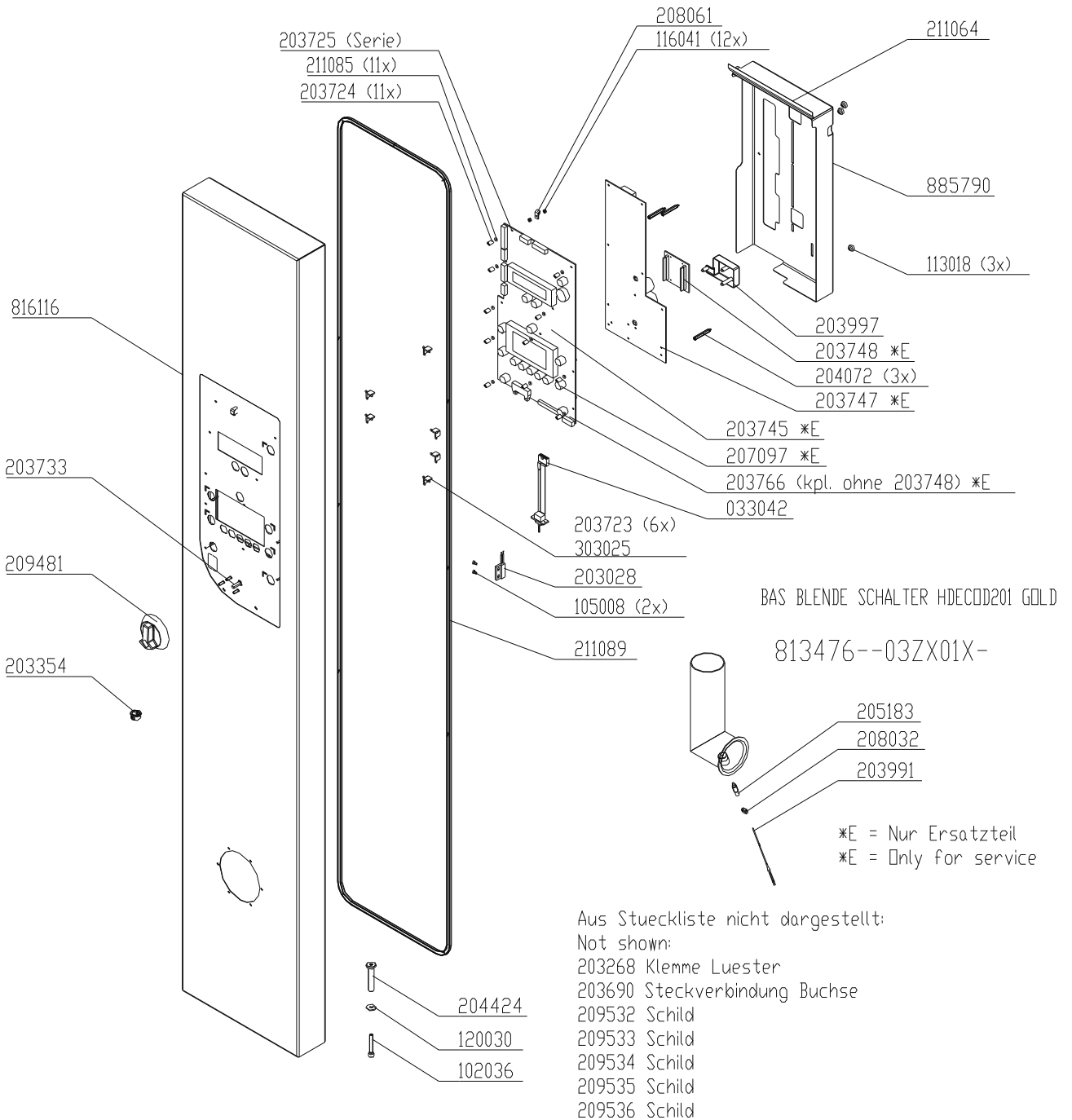
Chassis door area HD10.x, left hand hinged (Gas)



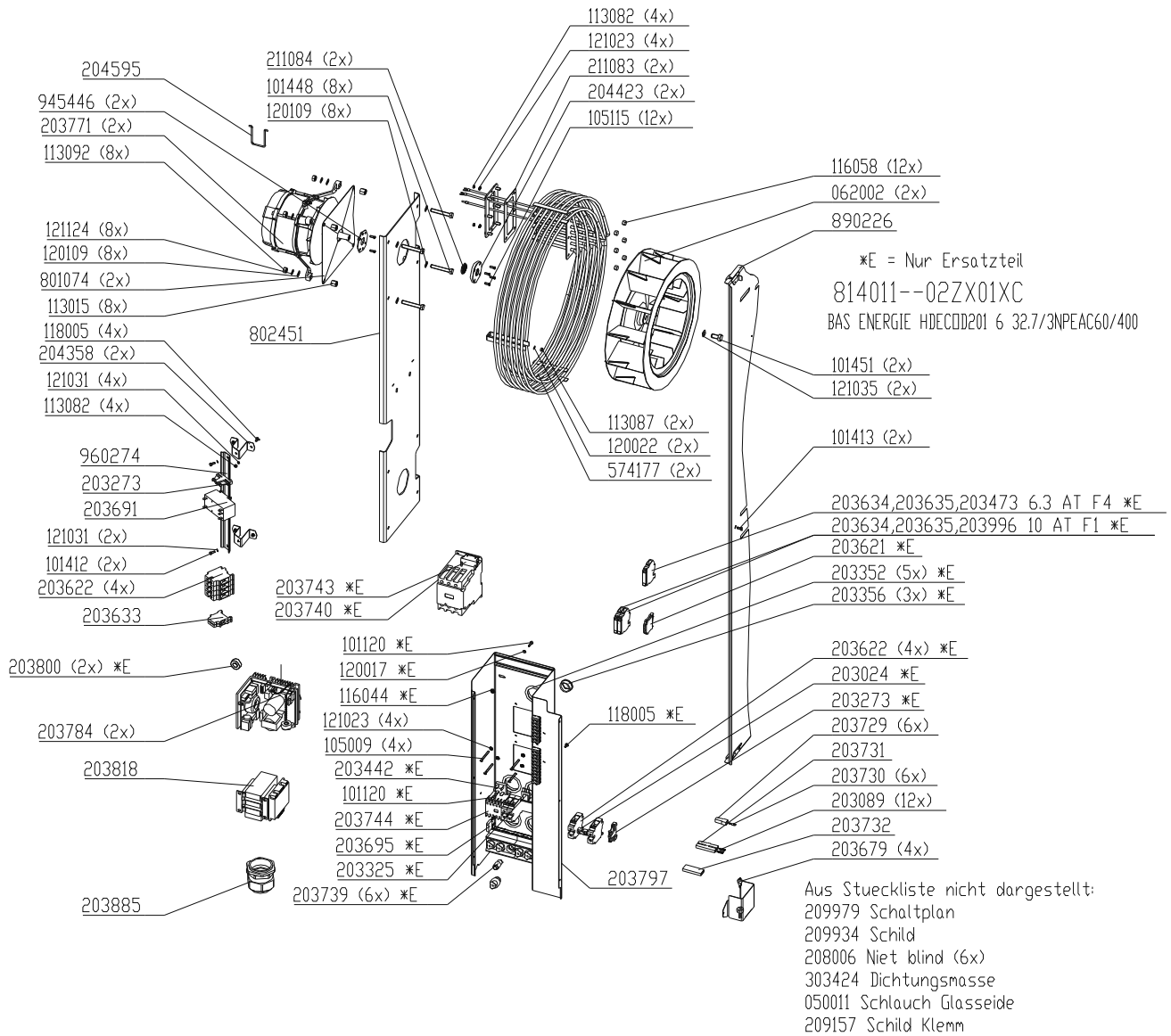
Exploded drawings 20.x

Electric & Gas

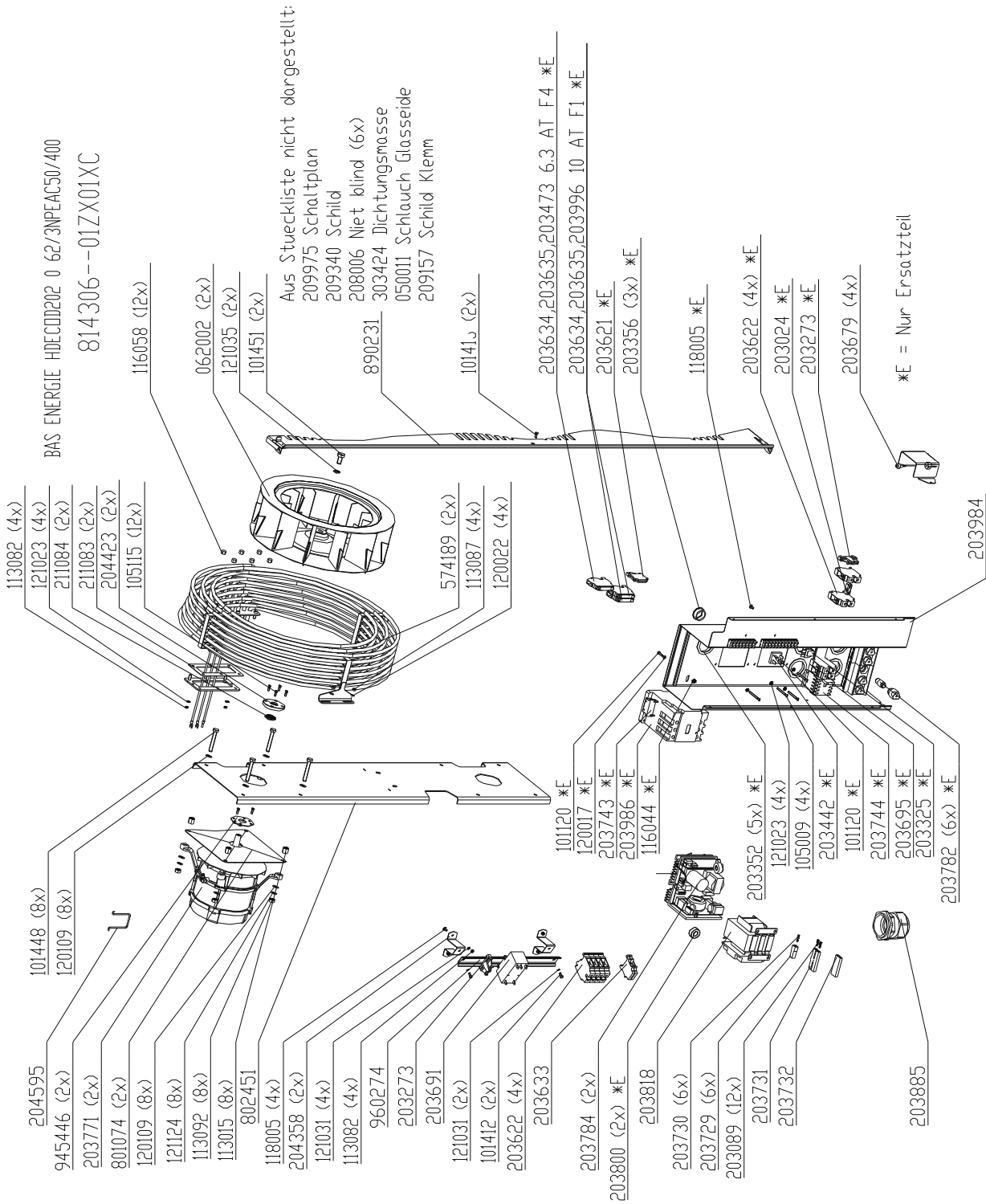
Front panel HD20.x Gold



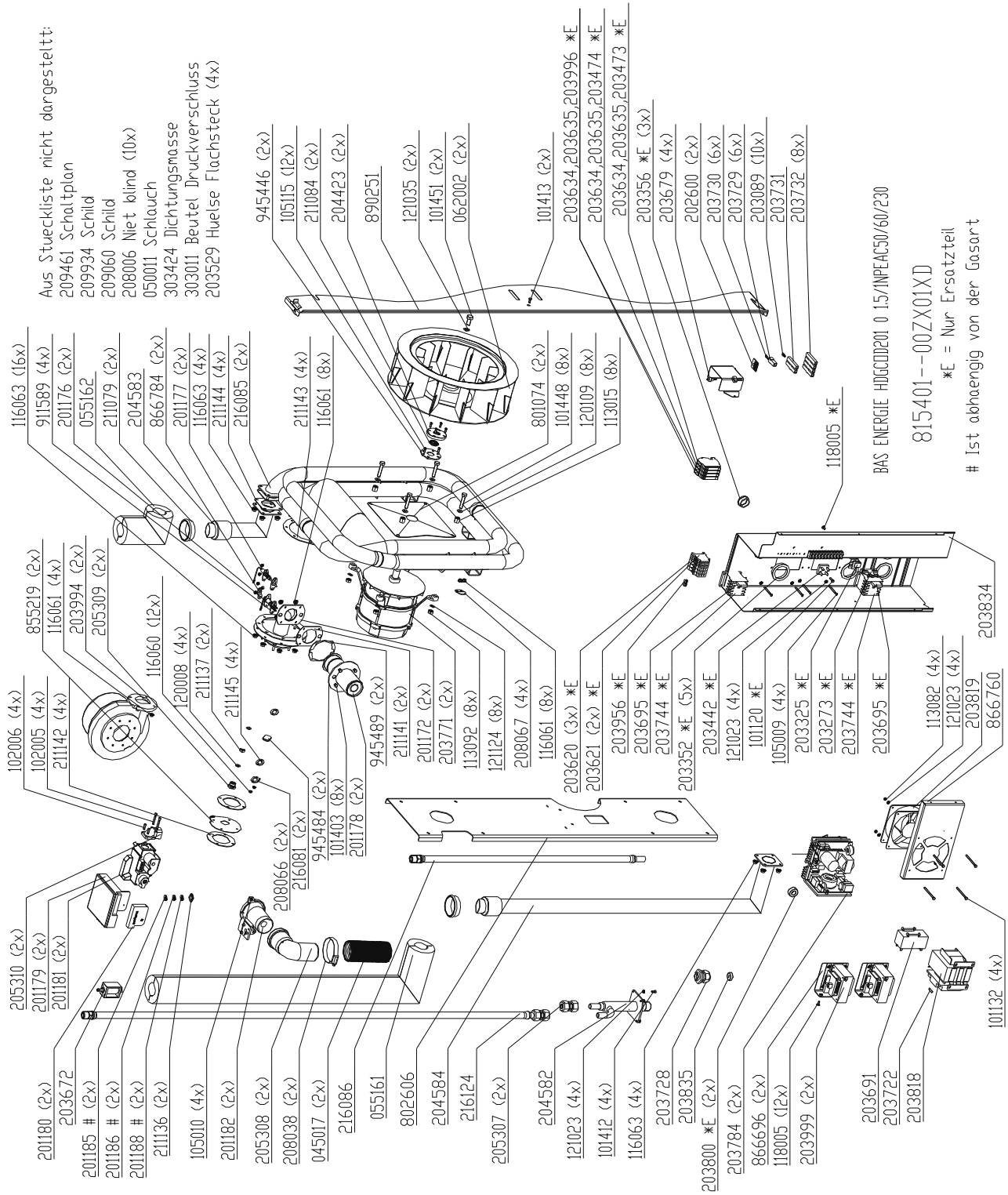
Electric assembly 3NPEAC 400V HD20.1



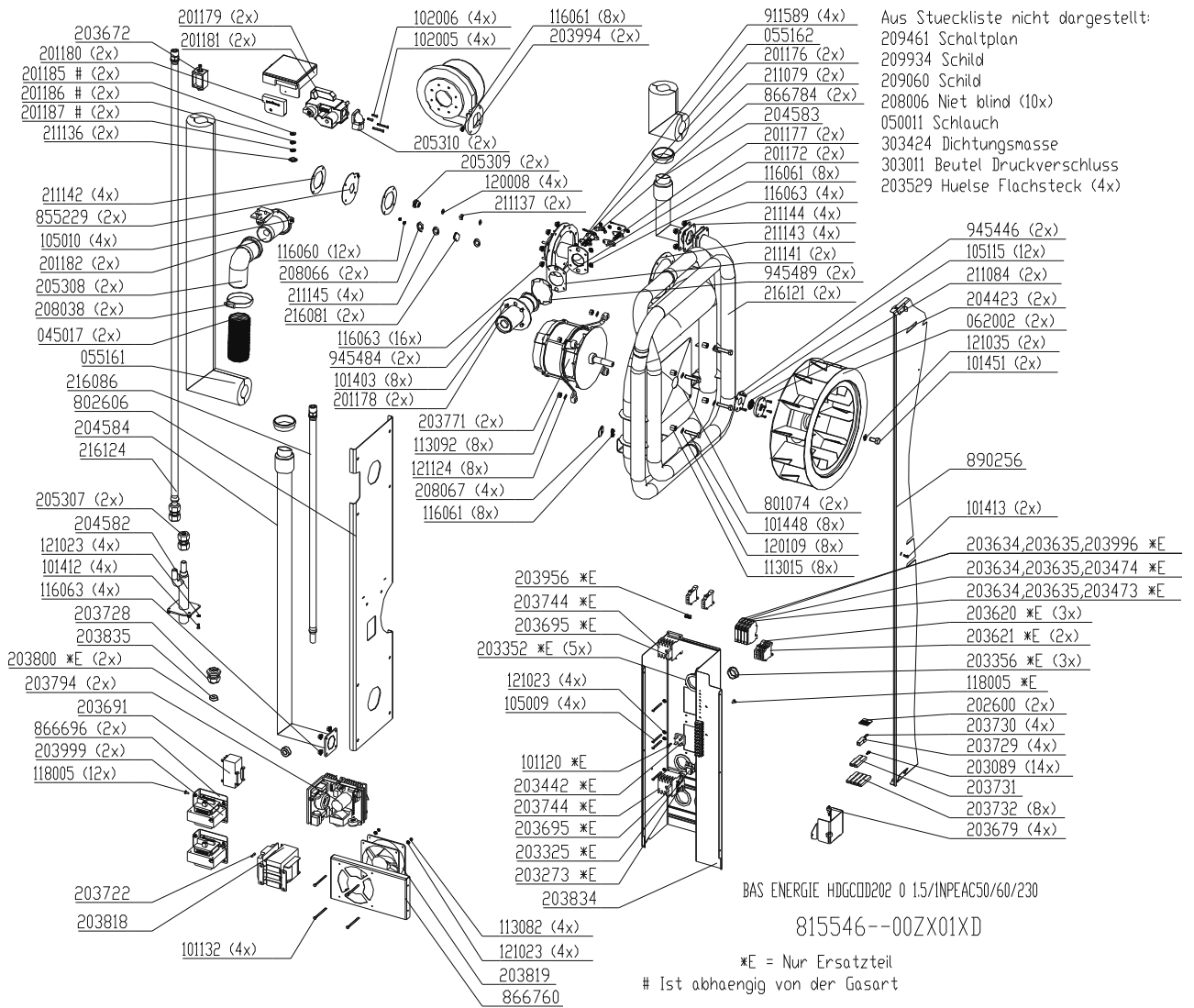
Electric assembly 3NPEAC 400V HD20.2



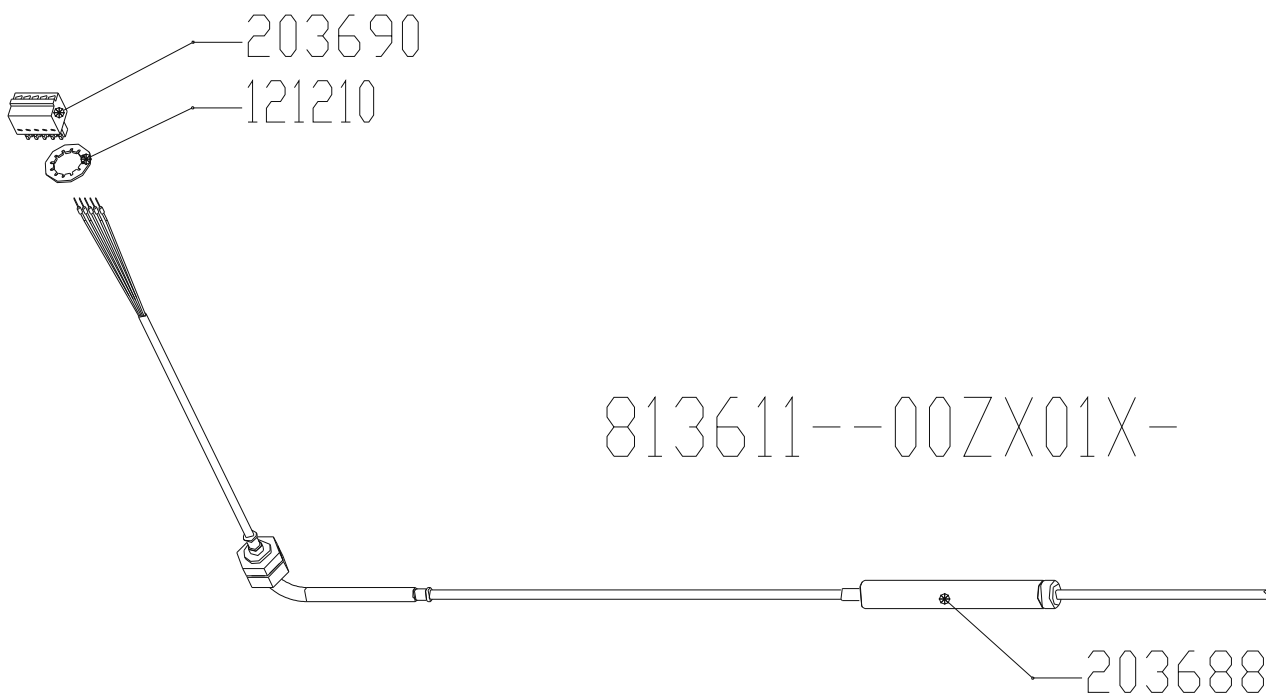
Gas assembly HD20.1



Gas assembly HD20.2

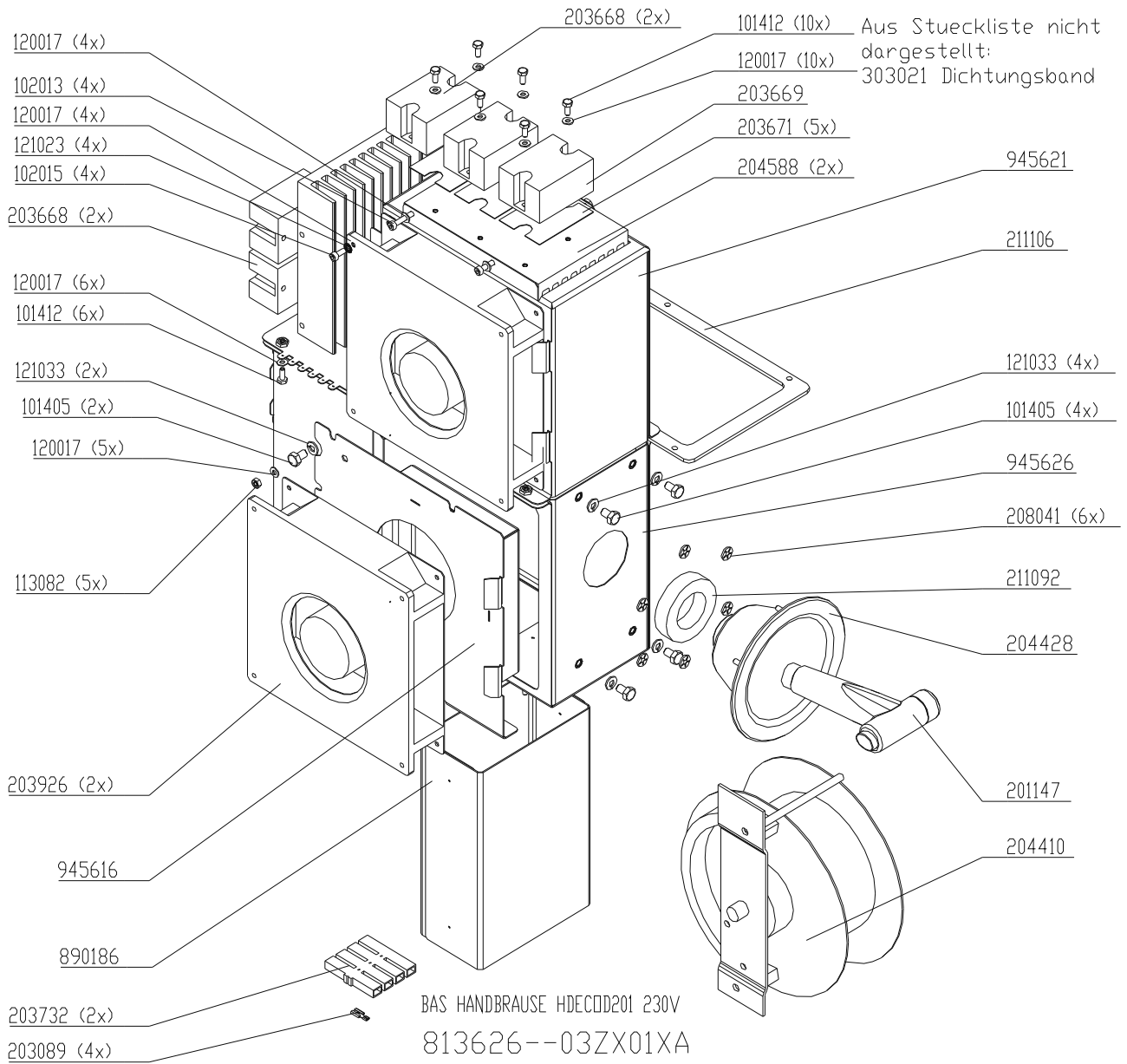


Core temperature probe HD20.x

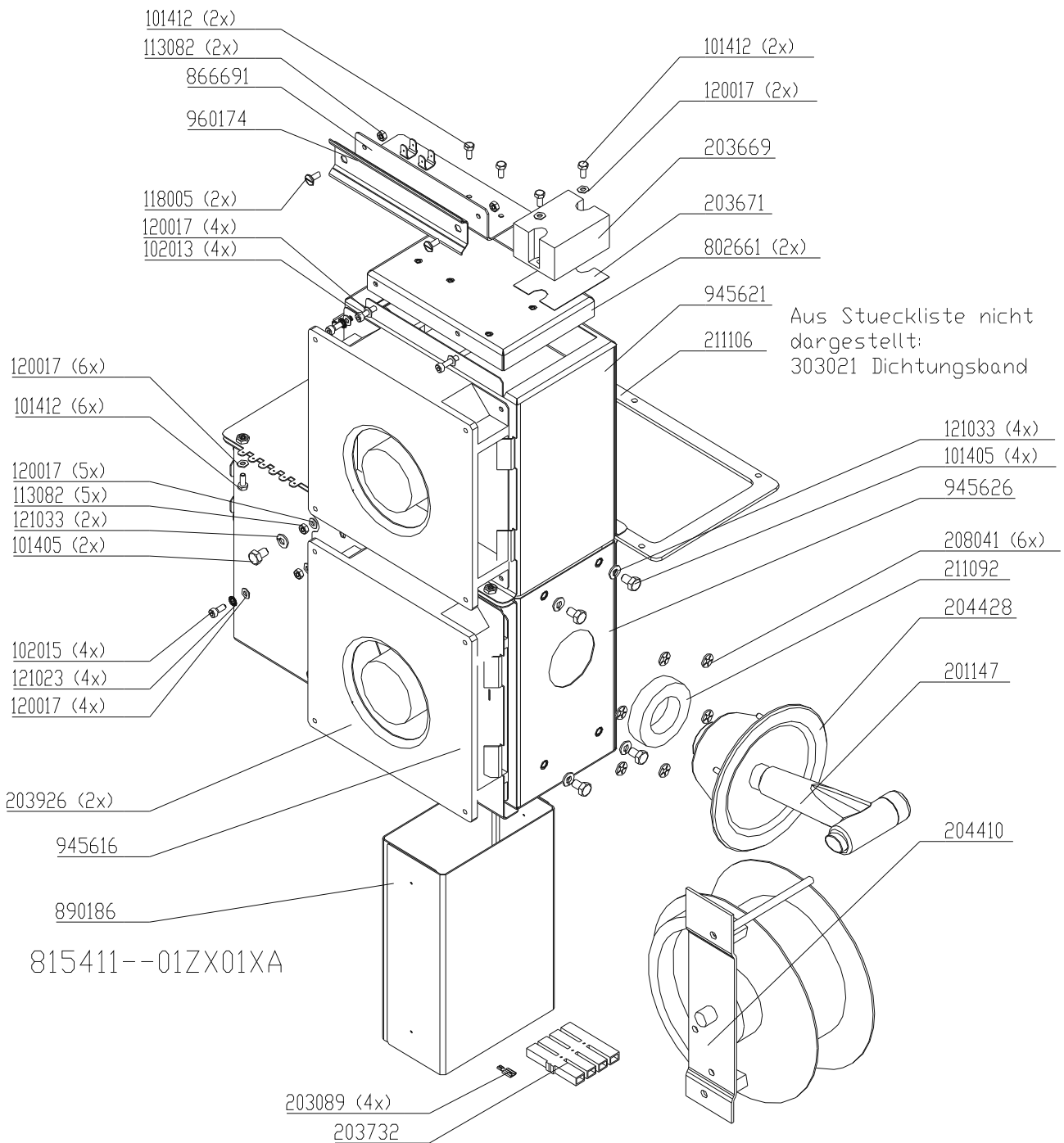


BAS FUEHLER HDECOD201 GOLD

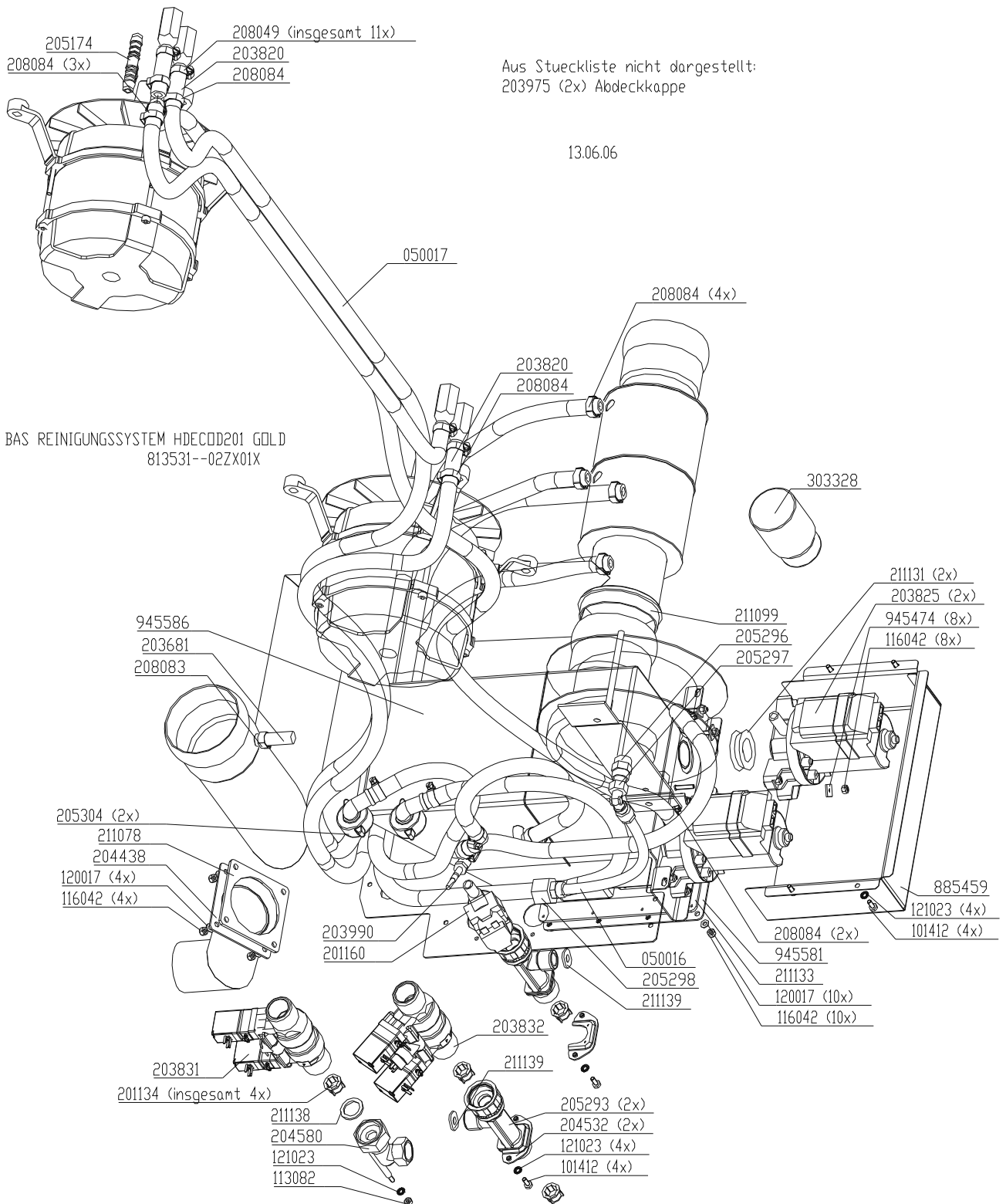
Tube carrier box & handshower HD20.x (Electric)



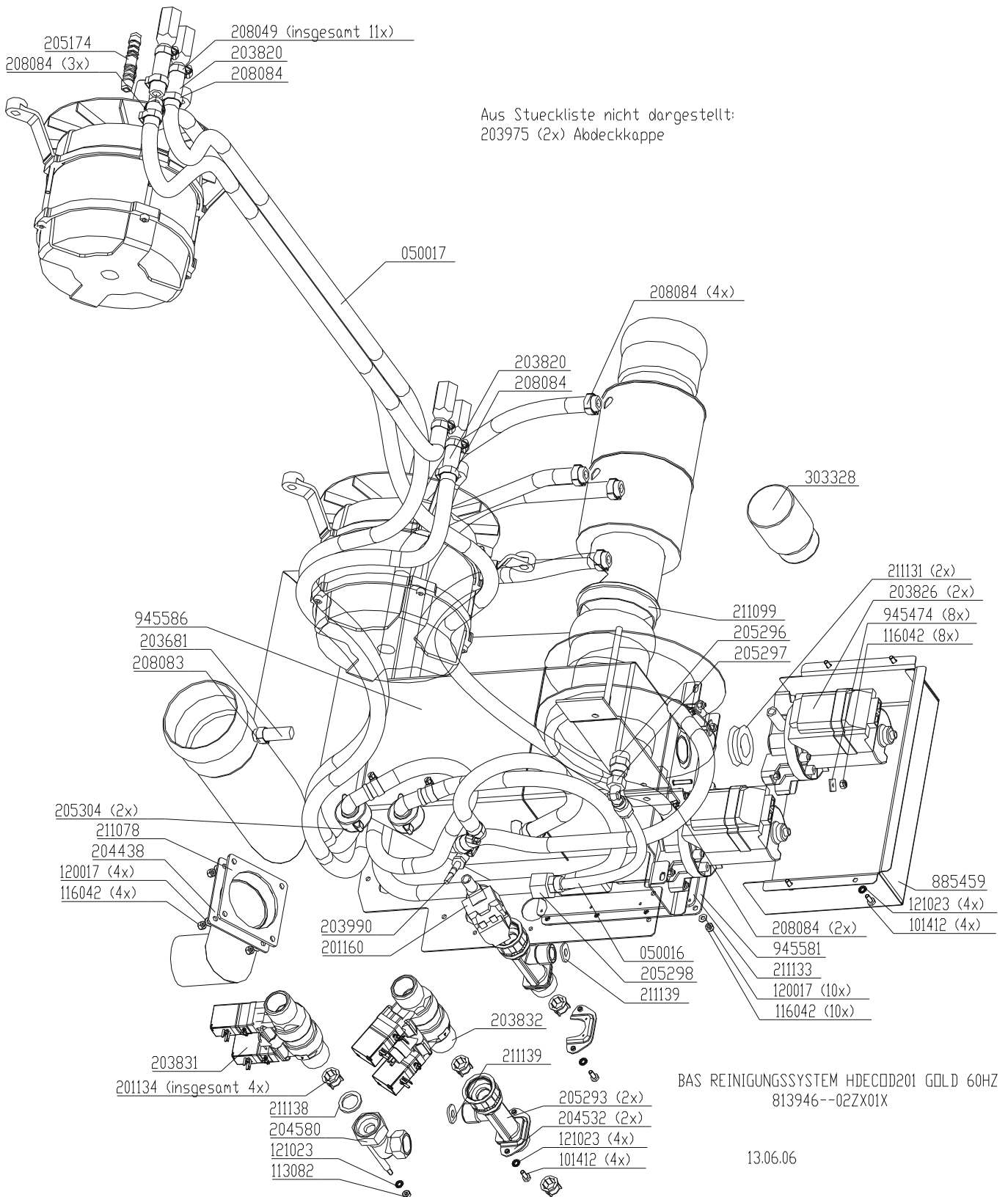
Tube carrier box & handshower HD20.x Gas



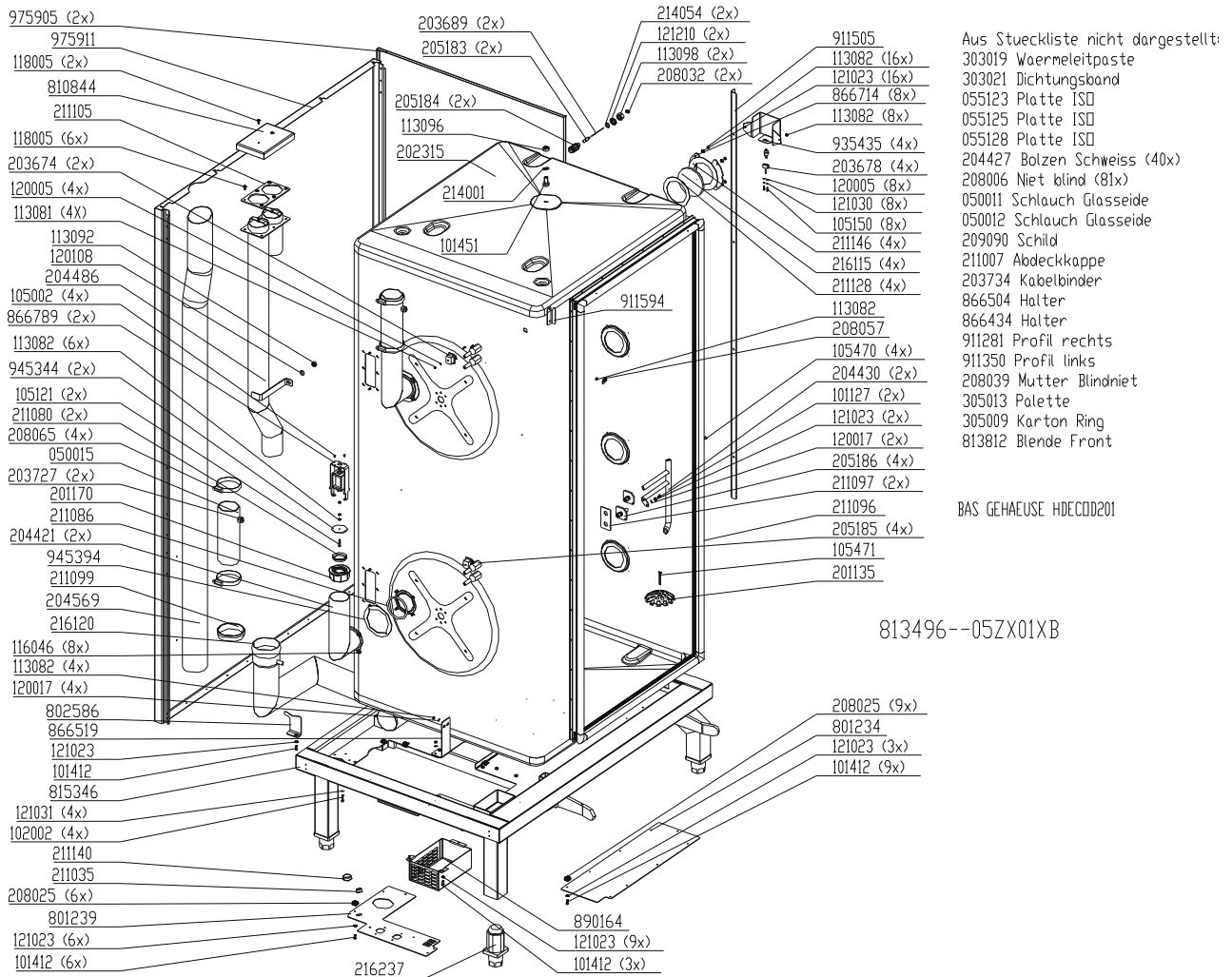
Water assembly 50Hz HD20.x



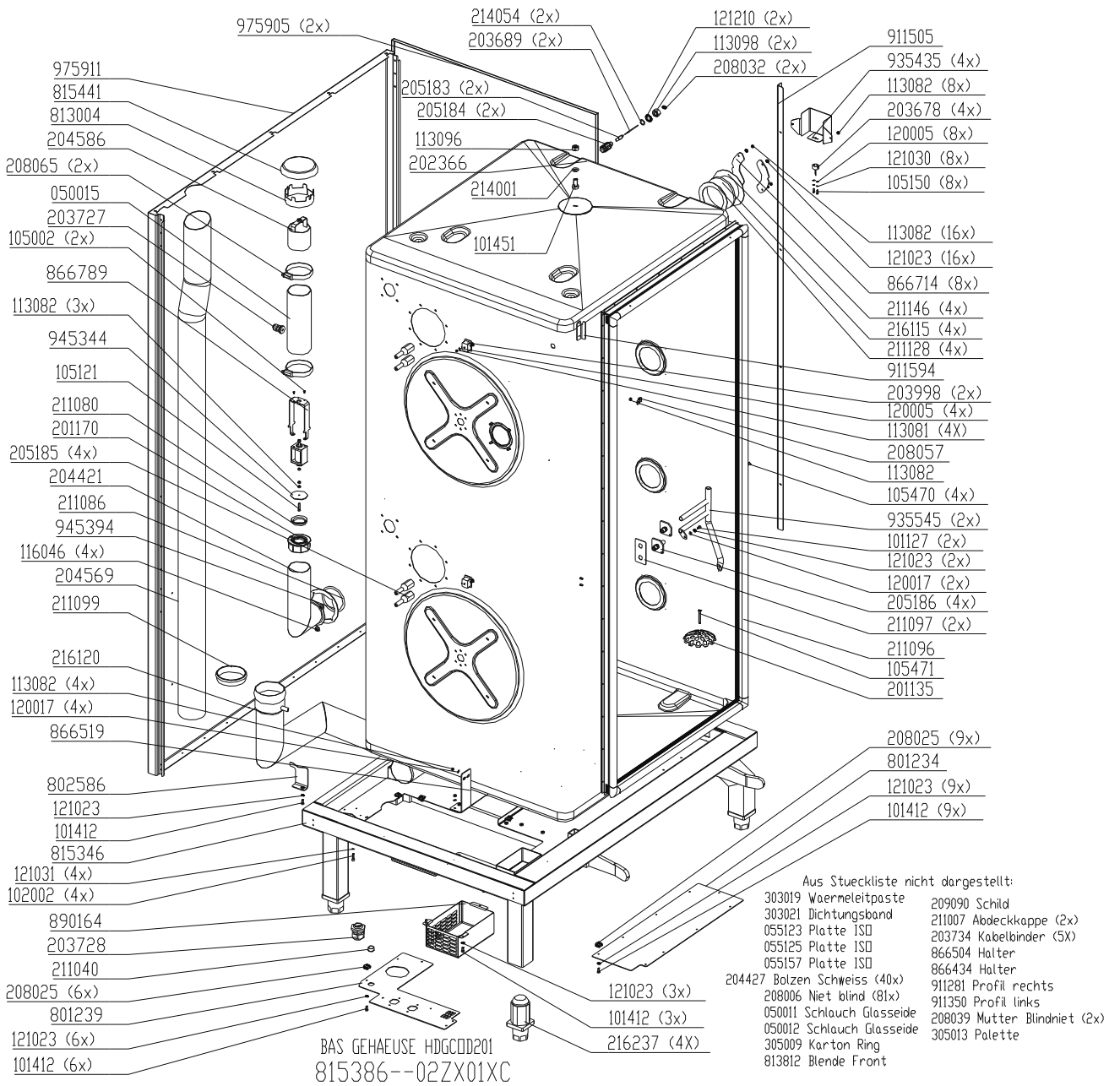
Water assembly 60Hz HD20.x



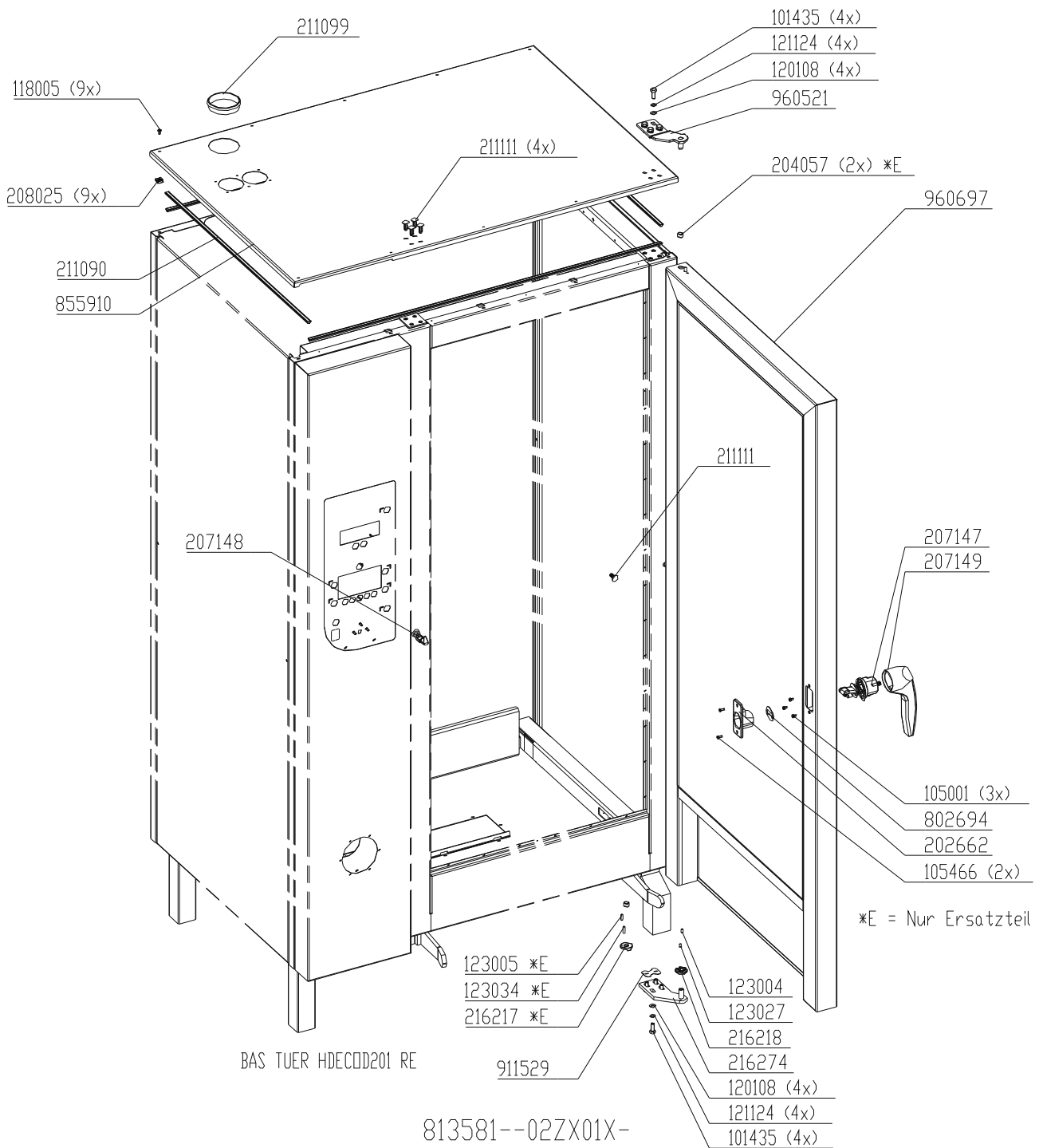
Chassis HD20.x (Electric)



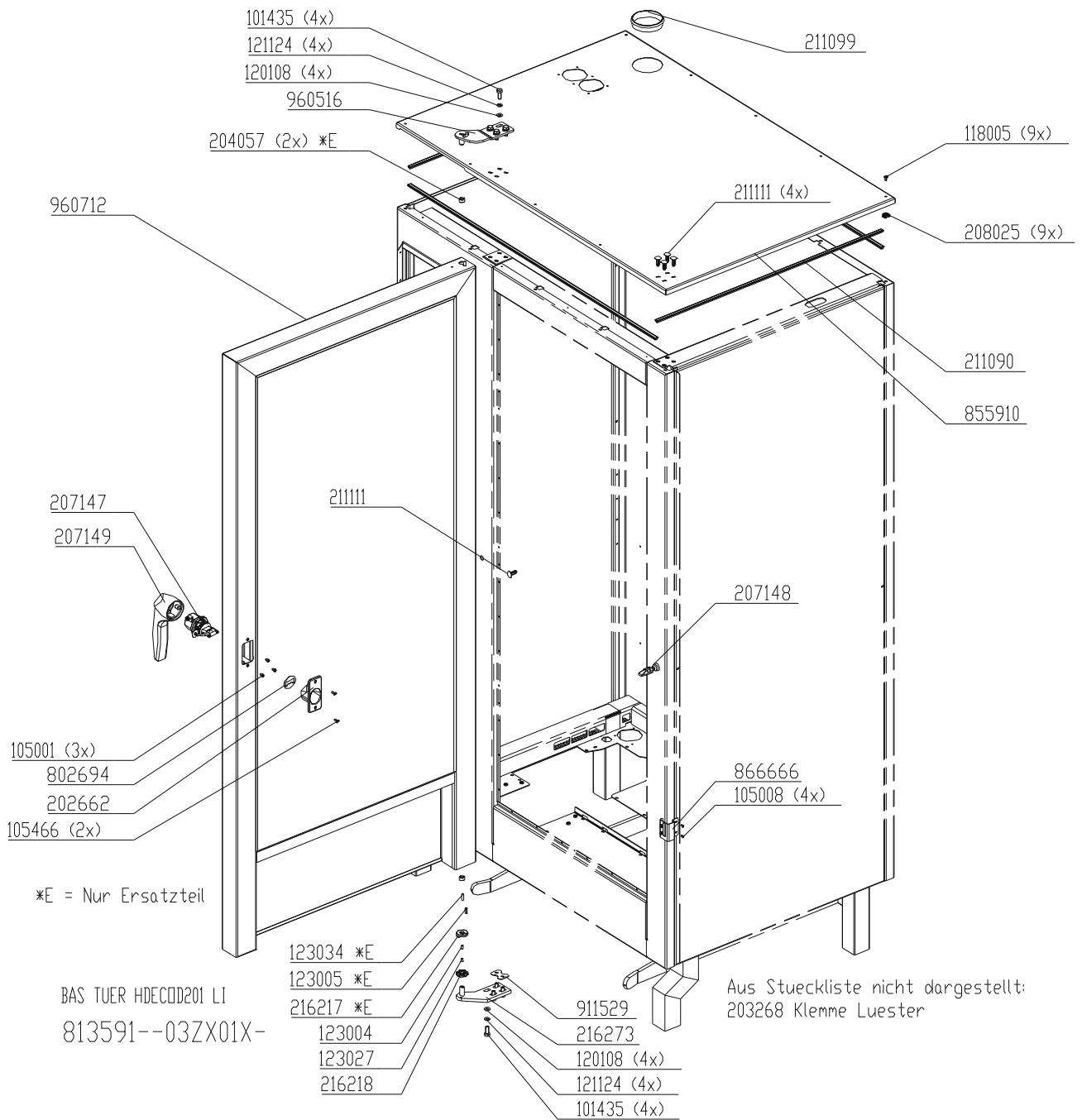
Chassis HD20.x (Gas)



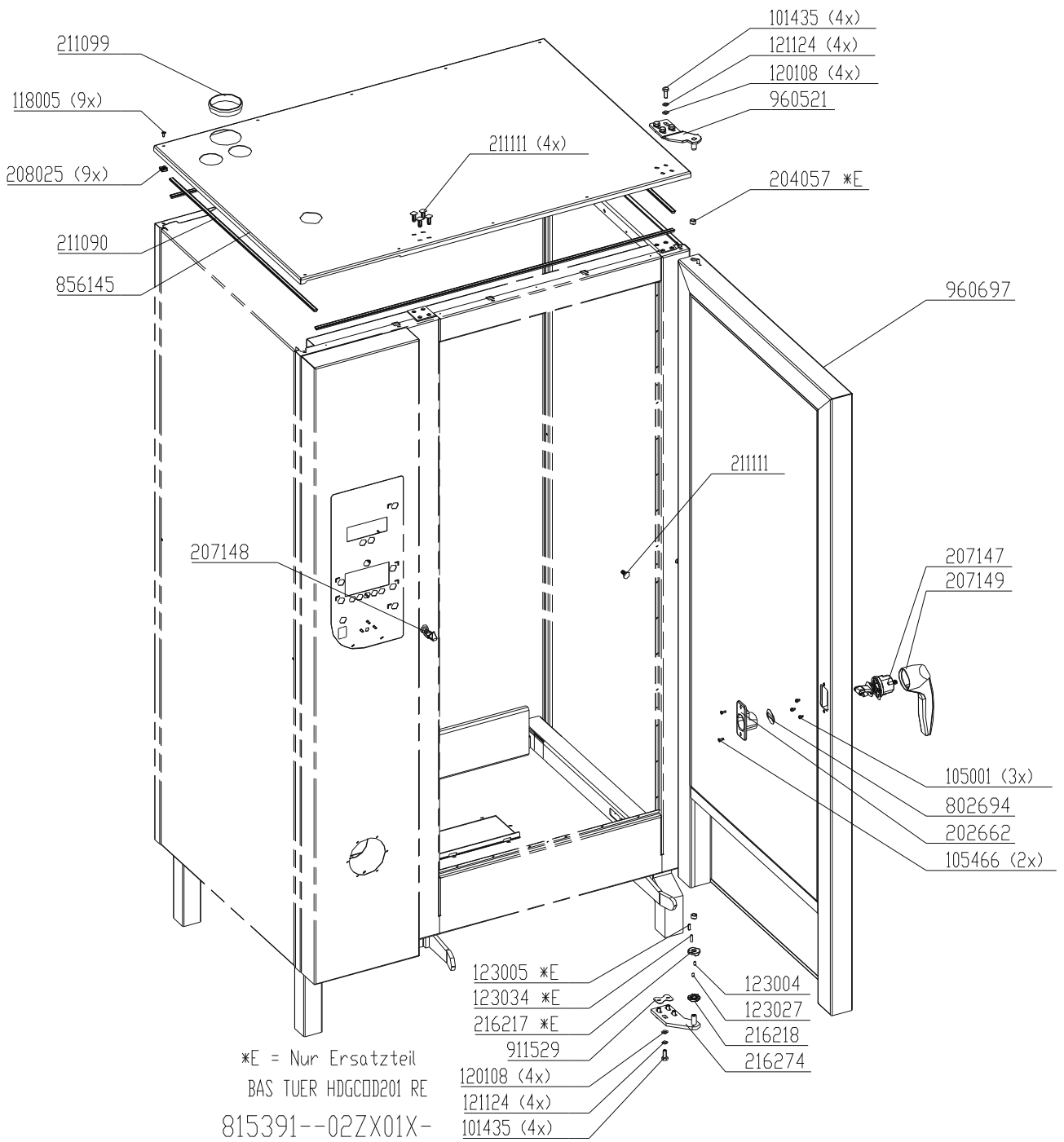
Chassis door area HD20.x, right hand hinged (Electric)



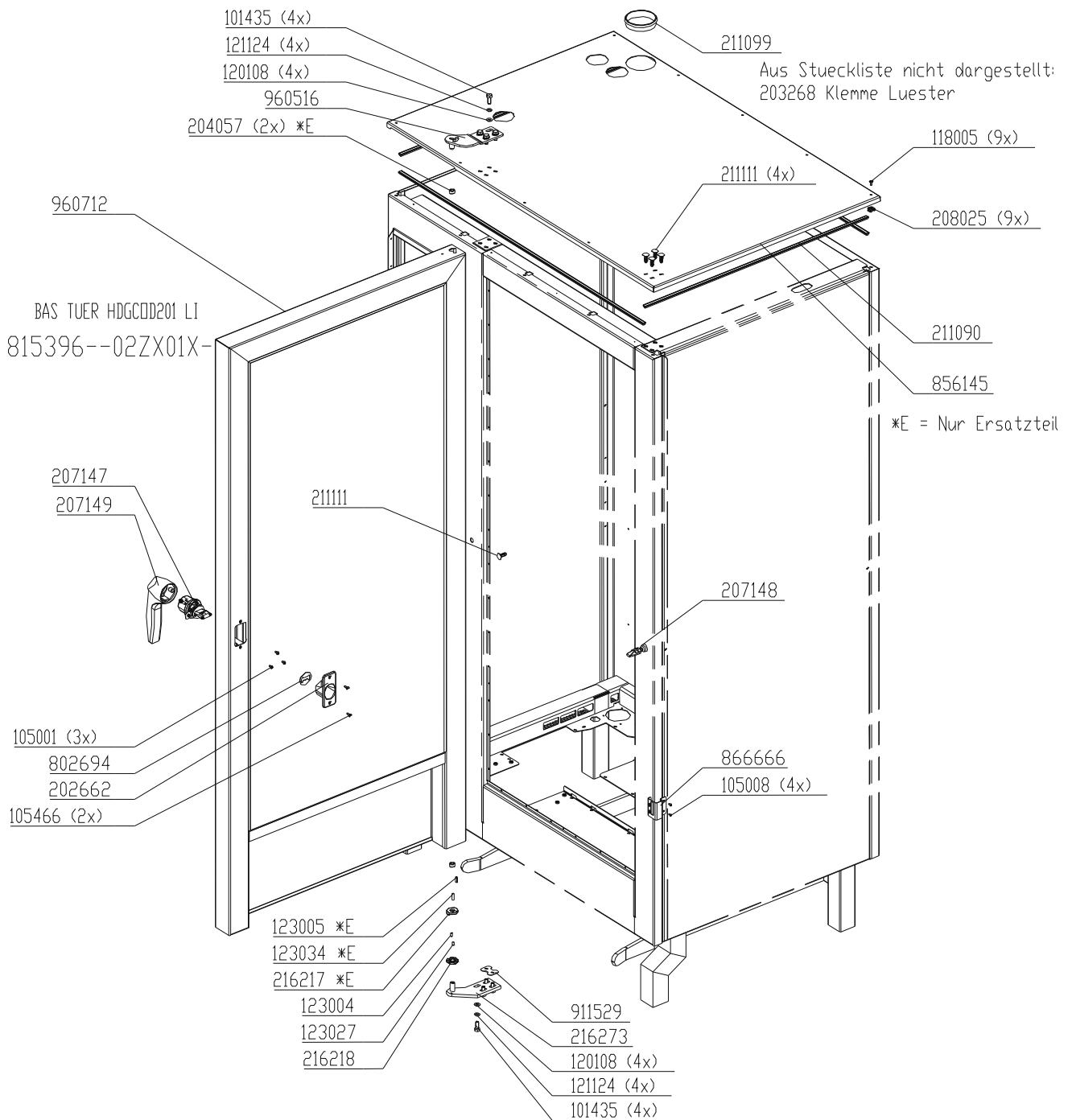
Chassis door area HD20.x, left hand hinged (Electric)



Chassis door area HD20.x, right hand hinged (Gas)



Chassis door area HD20.x, left hand hinged (Gas)





MKN Maschinenfabrik
Kurt Neubauer GmbH & Co
Halberstädter Straße
D-38300 Wolfenbüttel,
Germany
Tel: +49 (0) 53 31/ 89-0
Fax: +49 (0) 53 31/ 89-280