



First Choice
Group

SPARE PARTS DIAGRAM FOR

BIZERBA

Slicer
SE12D

First Choice Group
Blakeney Way, Kingswood Lakeside
Cannock, Staffs, WS11 8LD
TEL: 01543 577778 FAX: 01543504141
Email: enquires@firstchoice-cs.co.uk
Web: www.firstchoice-cs.co.uk

Slicer

SE 12 D



SE 12 D/0



**SE 12 D/18 Low
SE 12 D/18 High**

4



SE 12 D/25 High

Slicer

SE 12 D

Content of drawings	Page of drawing
Lifting lever SE 12 D	1
Carriage	
Overview	3
Inclination 0°, (horizontal)	4
Inclination 18°, Low, inclined slicer	7
Inclination 18°, Low - High - Clamping carriage	10
Inclination 25°, High Alu RW and USA Grivory RW	16
Inclination 25°, High, Alu welded, USA and CAN	18
Retrofitting set, one-part 25° aluminium carriage	21
Retrofitting set rear wall Lexan to Alu	22
Cables	23
Built-in motor	24
Blade guard ring	
Carriage inclination 0°, blade cover centrally fastened	25
Carriage inclination 18°, Low and High, blade cover centrally fastened	26
Carriage inclination 0°, blade cover decentrally fastened	27
Carriage inclination 18°, Low and High, blade cover decentrally fastened	28
Gauge plate	29
Signs	30
Accessories and operating instructions	32
Accessories for elevated installation	33
Sharpener	34
Remnant holder	36
Tomato guide remnant holder plate	37
Product fixation	
Tomato ruler	38
Ruler, complete	39
Retrofitting set, product fixation (Carriage 18° and 25°)	40
Vegetable chute and pusher	41

Content of drawings

Page of drawing

Basic parts

Blade bearing pre-mo. SE 12 and accessories (for centrally fastened blade cover) . . .	43
Blade bearing pre-mounted and accessories (for decentrally fastened blade cover)	45
Support for blade guard ring and deflector plastic	47
Motor fastening and belt tension	48
Rotary knob and bearing bracket	49
Carriage guide, rail, angle and locking device	50
Carriage guide complete, standard	51
Carriage guide complete, SIKO	54
Bearing bracket, pre-mounted	58
Housing, pre-mounted	
with switching manual/automatic, up to device-no. 10361573	59
without switching manual/automatic, from device-no. 10361574	60
for blade deactivation SE 12-D 120 (USA), up to device-no. 1908161	61
SIKO-version	62
Baseplate assembled (with switching), capacitor and accessories	63
Baseplate (without switching), capacitor and accessories	65
CPU, LPB mains board, strands, sensor and accessories	66
Carriage drive SE 12D with accessories, running rail, supporting legs	
Standard-version	67
SIKO-version	68
Carriage drive SE 12D	
without thermal insulation, motor fastening without bushes (standard and SIKO)	69
without thermal insulation, motor fastening with bushes	70
with thermal insulation, motor fastening with bushes (standard and SIKO)	71
Blade cover pre-mounted (SE12), up to device-no. 10498129	72
Blade cover complete, from device-no. 10498130	73
Deflector plastic (with integrated support)	74
Blade deactivation (USA)	75
Transformer, pre-mounted (ITA)	76
Repair kit blade shaft USA	77
Last page of drawings	78

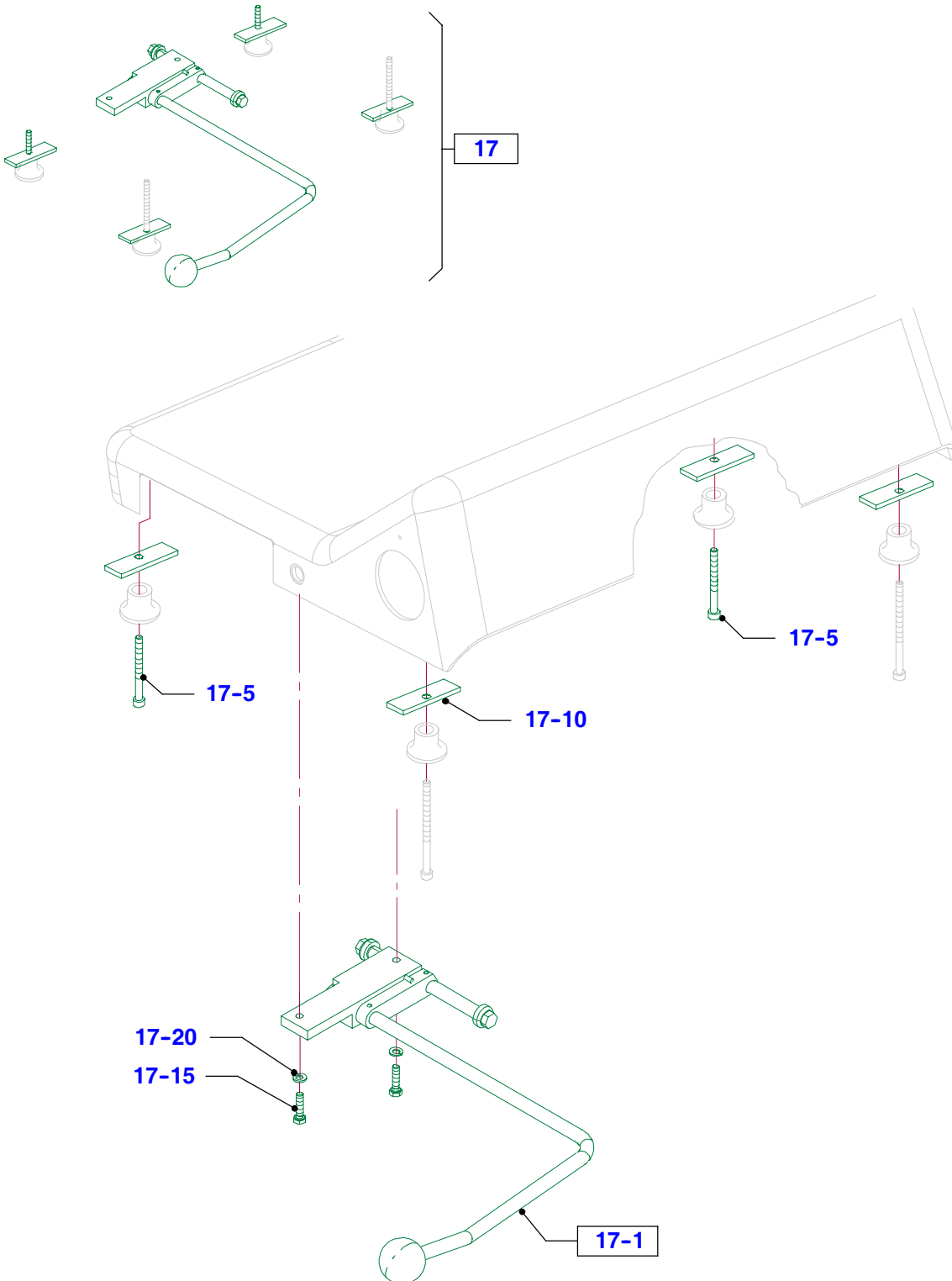
12-2 Rimmed drawing position numbers mark the assemblies of spare parts. The spare parts, which may be ordered, are marked in a detailed way elsewhere in the spare parts list.

The spare parts marked with „Q” are important for the verification, i. e. at the assembly of these parts the verification seal is destroyed. These parts can be purchased only at authorized Bizerba representations.

On the image and text section spear and wear parts are highlighted with (V).

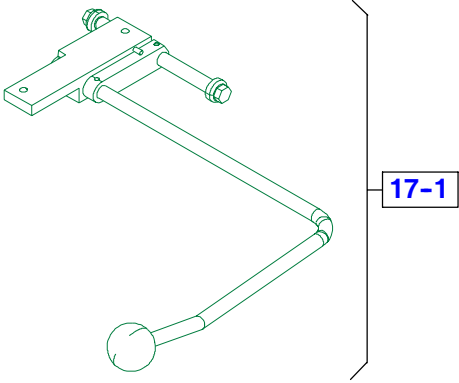
The content of the parts number list is located before the text pages in the rear part of the spare parts list.

Lifting lever SE 12 D

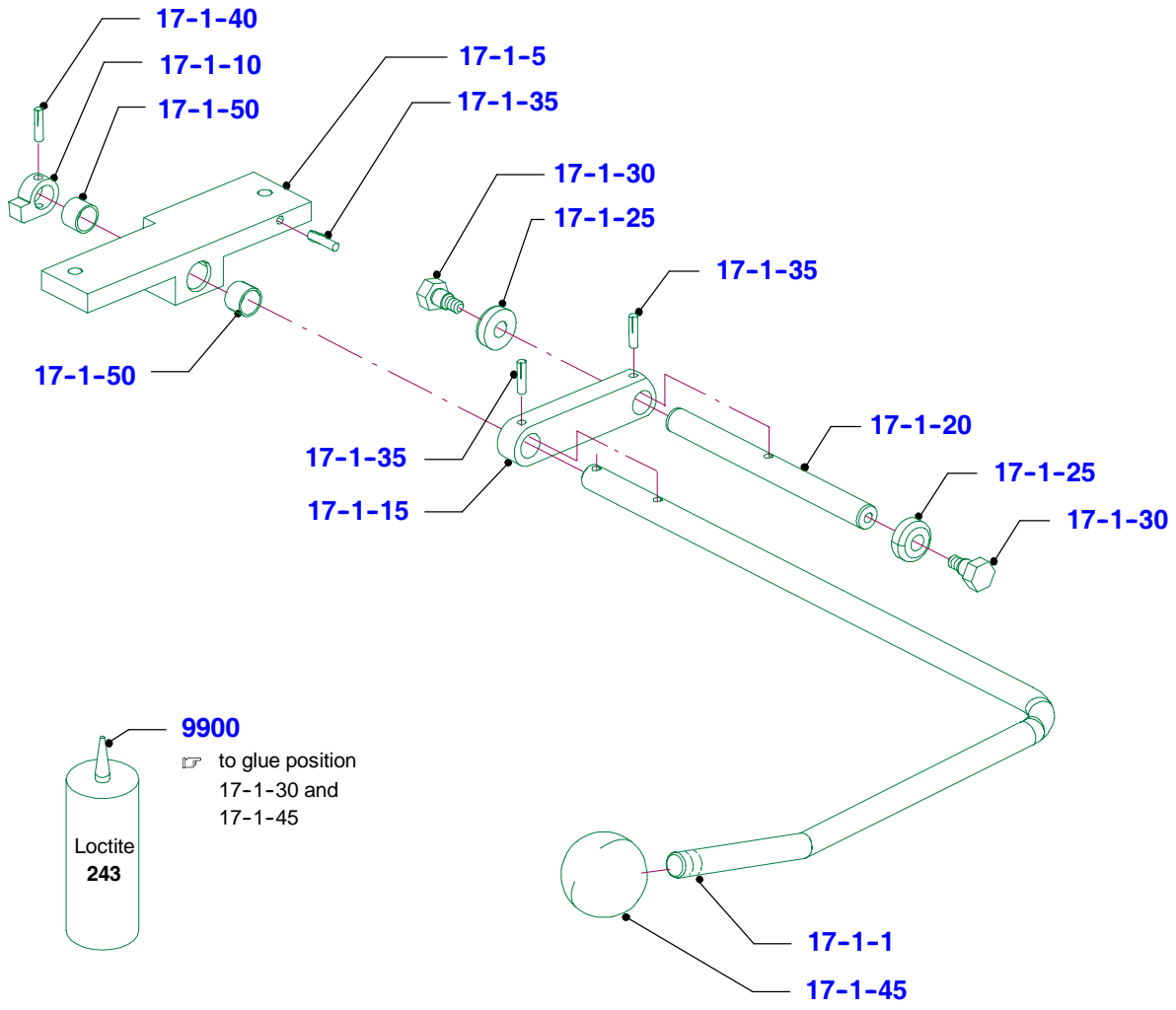


Lifting lever SE 12 D

Lifting device pre-mounted



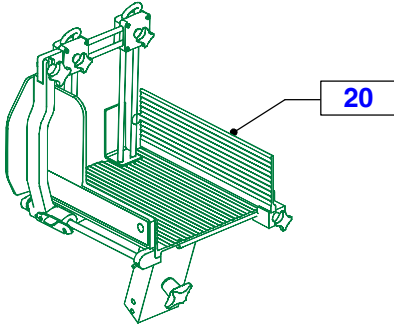
4



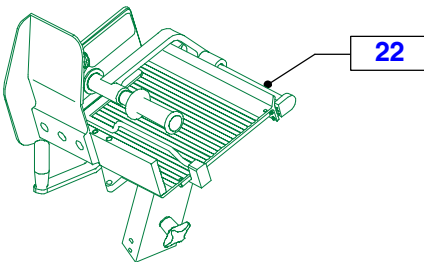
Carriage

Overview

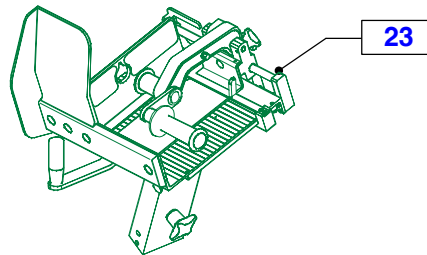
Carriage inclination 0° (horizontal)



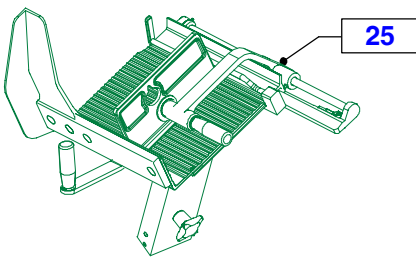
Carriage inclination 18°, Low - inclined slicer



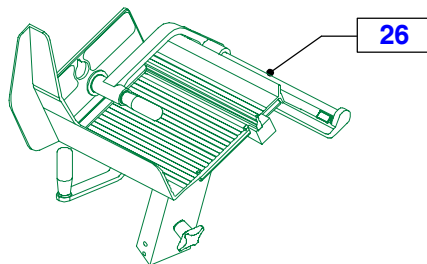
Carriage inclination 18°, Low, High - clamping carriage, with version alu one-part (with rear wall)



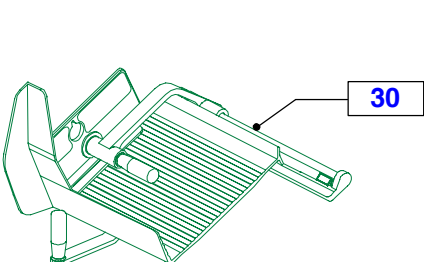
Carriage inclination 25° - High
- alu RW
- USA Grivory RW



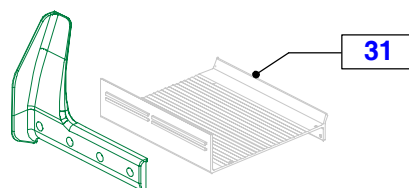
Carriage inclination 25° - High
- alu welded USA
- alu welded CAN



Retrofitting set, one-part 25°-alu carriage

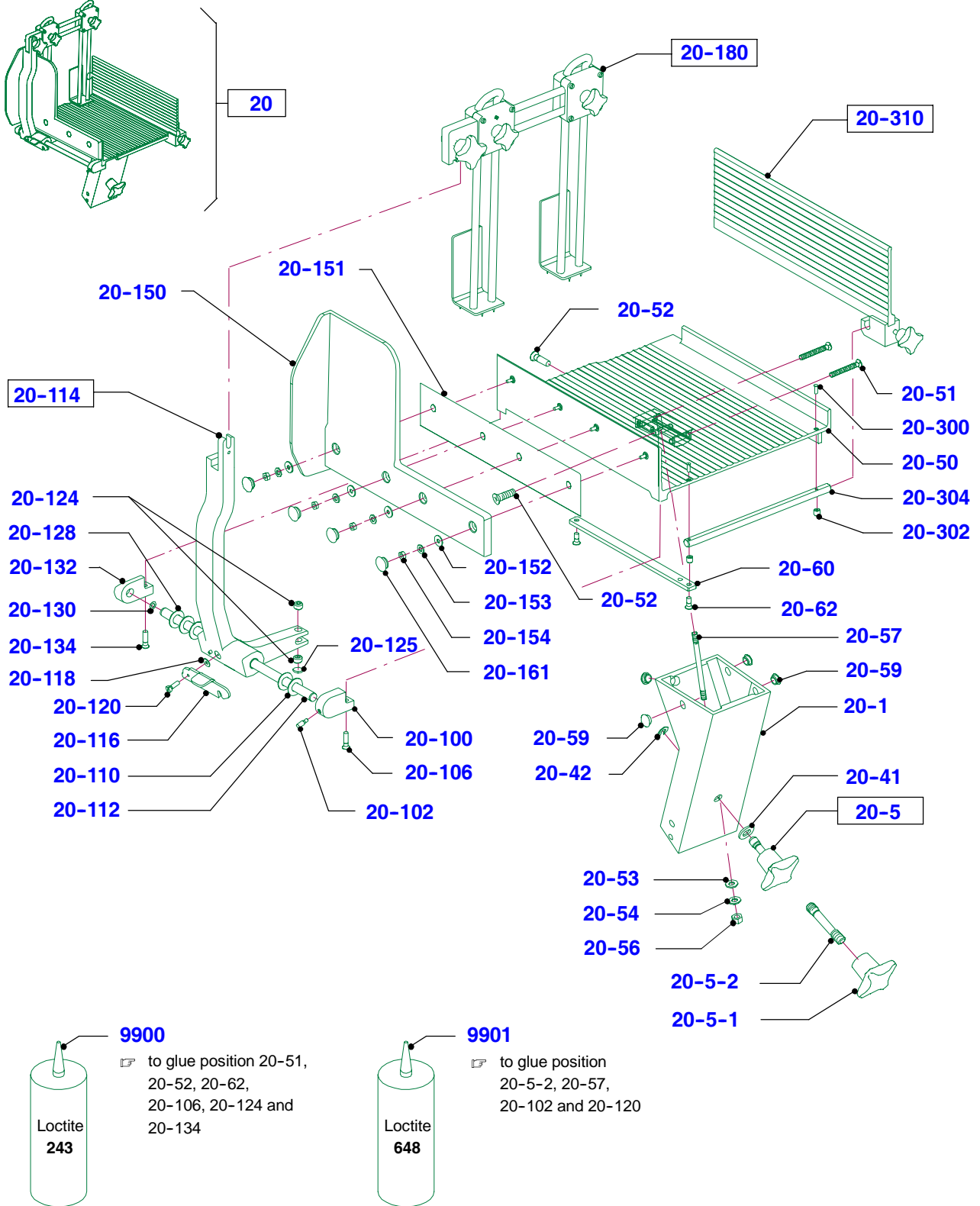


Retrofitting set rear wall Lexan to alu



Carriage

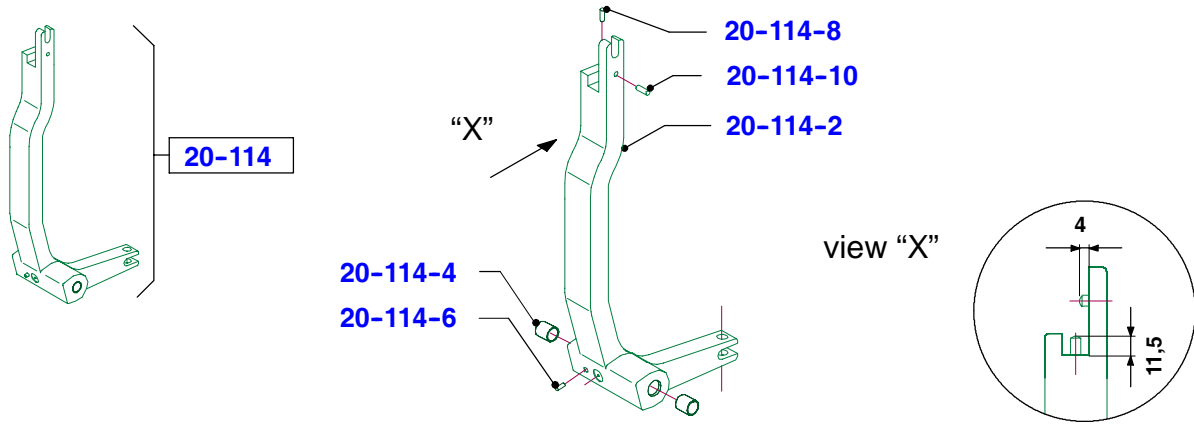
Carriage inclination 0° (horizontal)



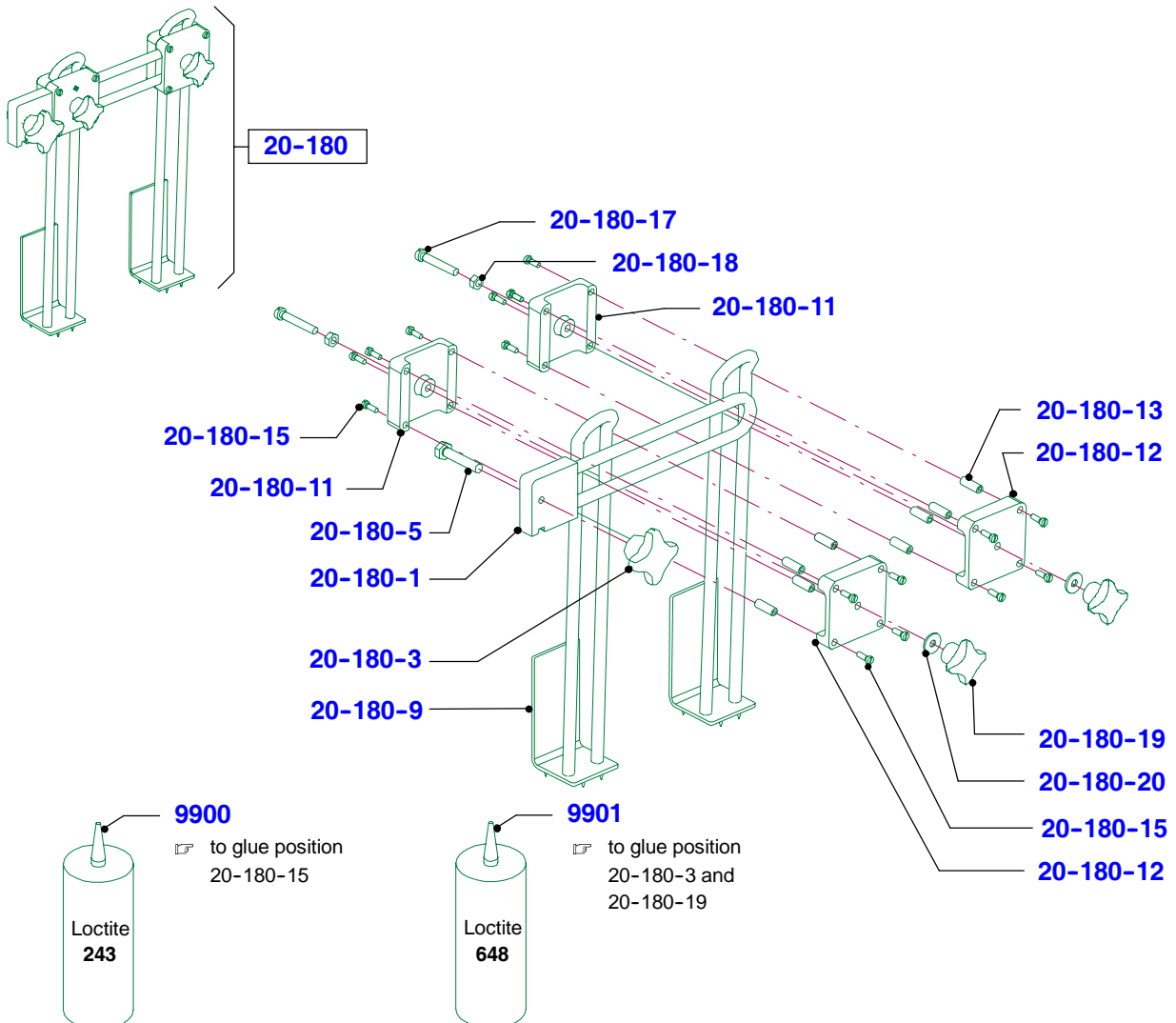
Carriage

Carriage inclination 0° (horizontal)

Guide pre-mounted



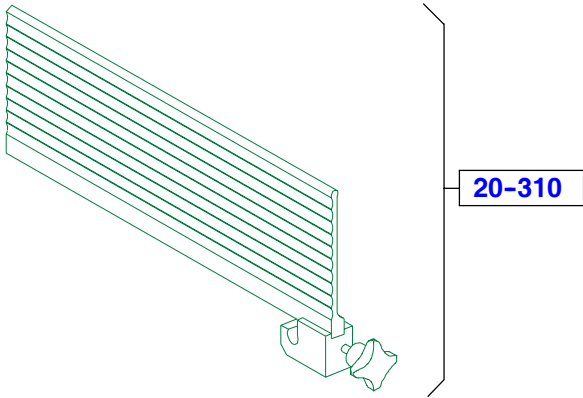
Product holder complete



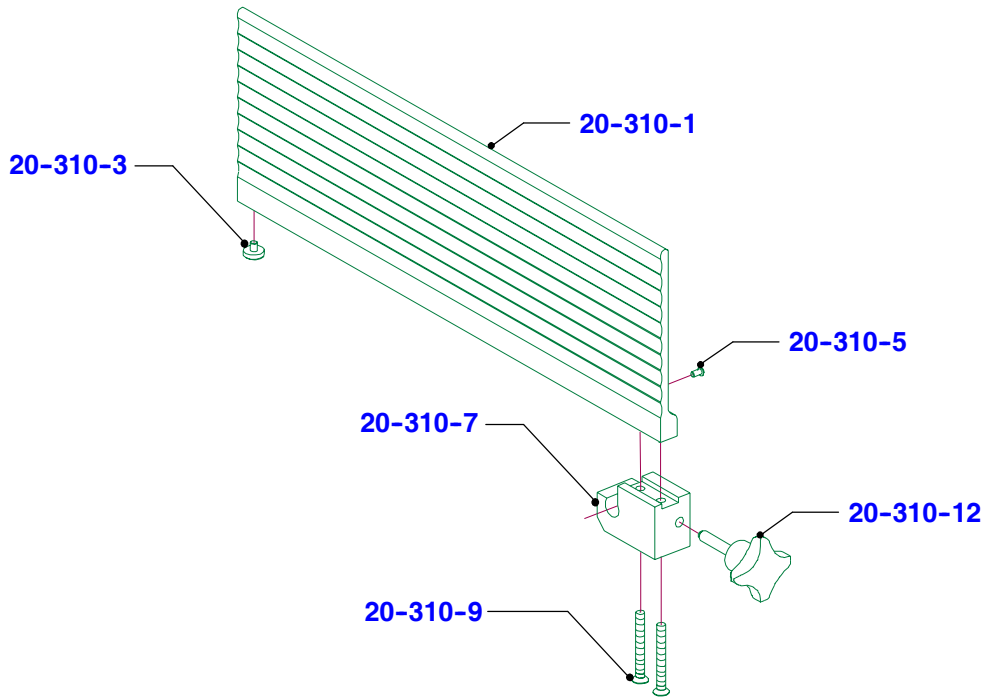
Carriage

Carriage inclination 0° (horizontal)

Ruler pre-mounted

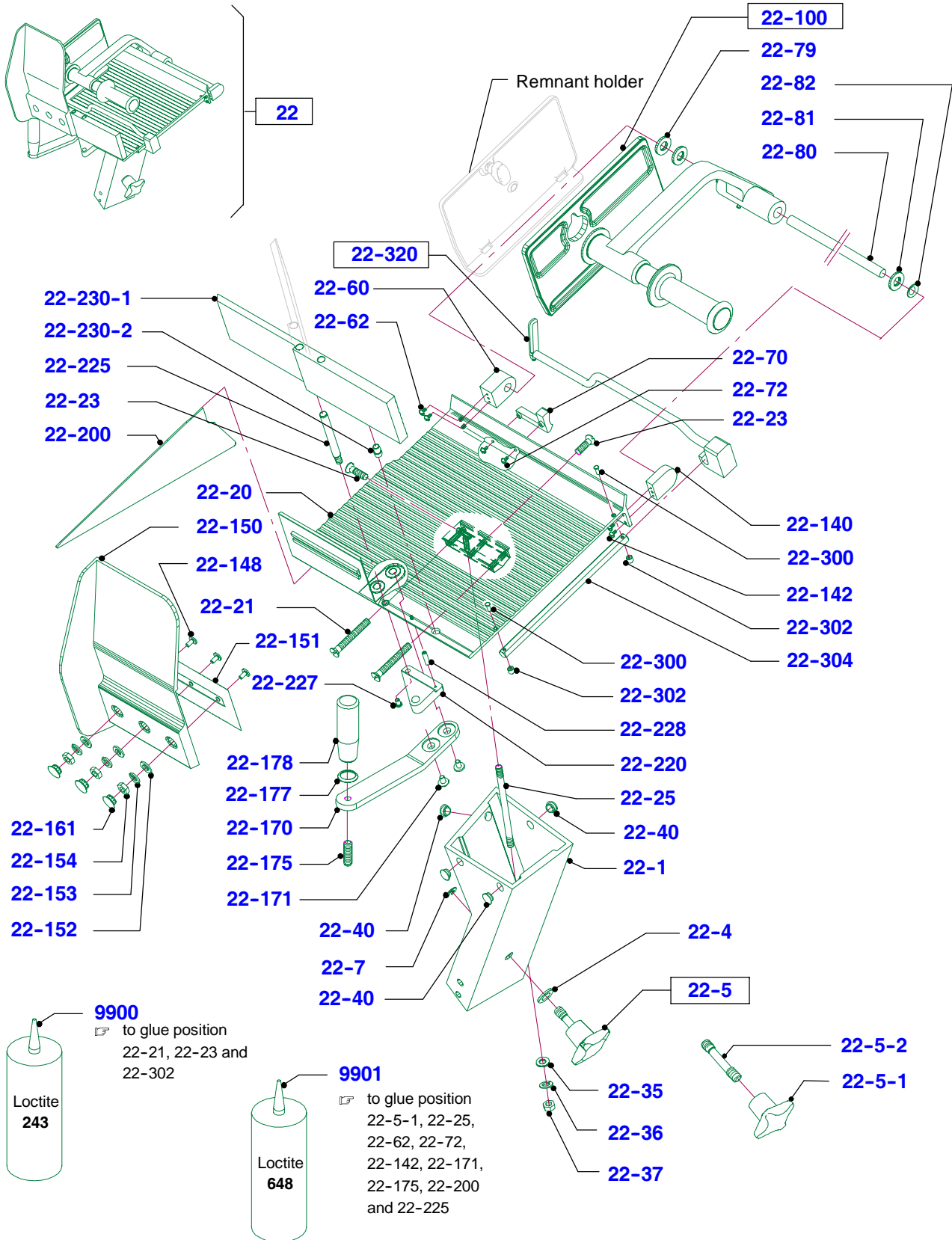


4



Carriage

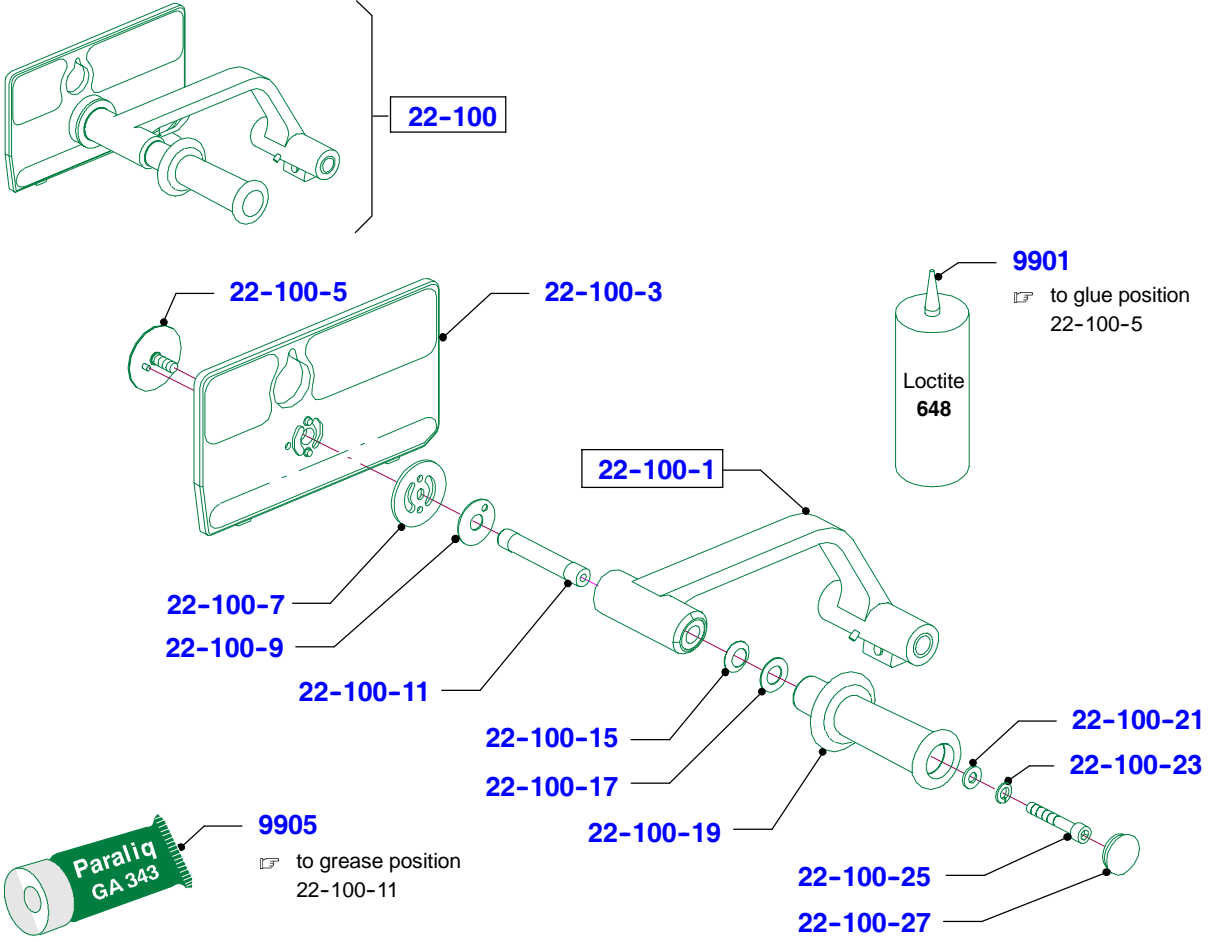
Carriage inclination 18°, Low - inclined slicer



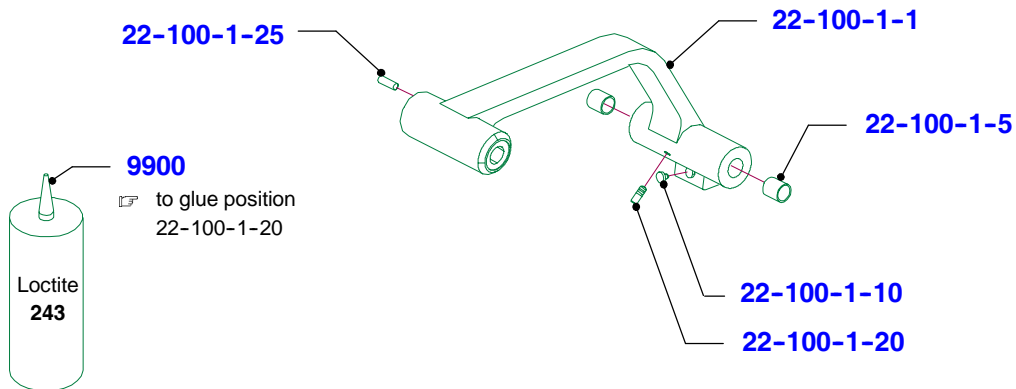
Carriage

Carriage inclination 18°, Low - inclined slicer

Slider guard + lever



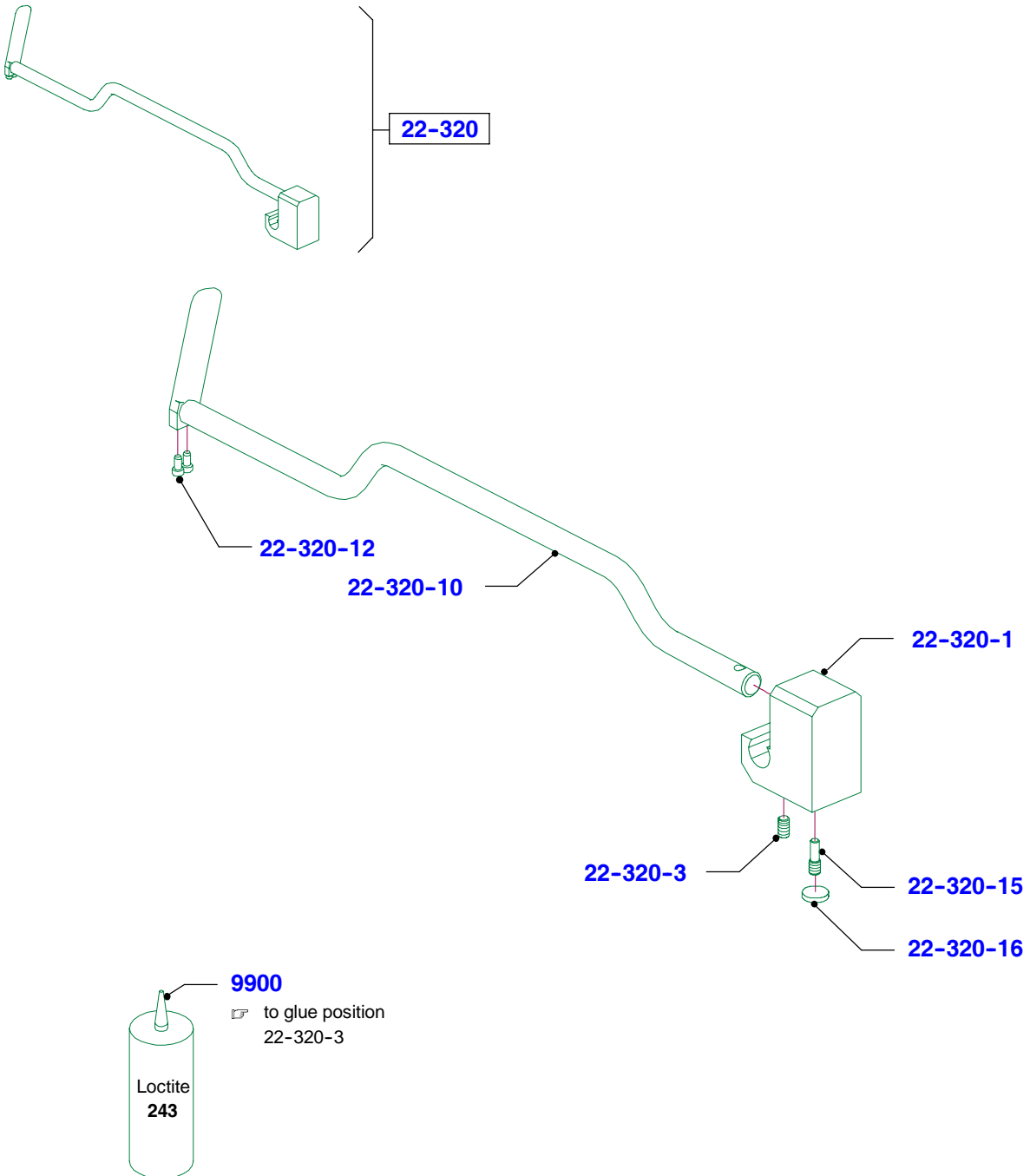
Level, pre-mounted, inclined slicer 18°



Carriage

Carriage inclination 18°, Low - inclined slicer

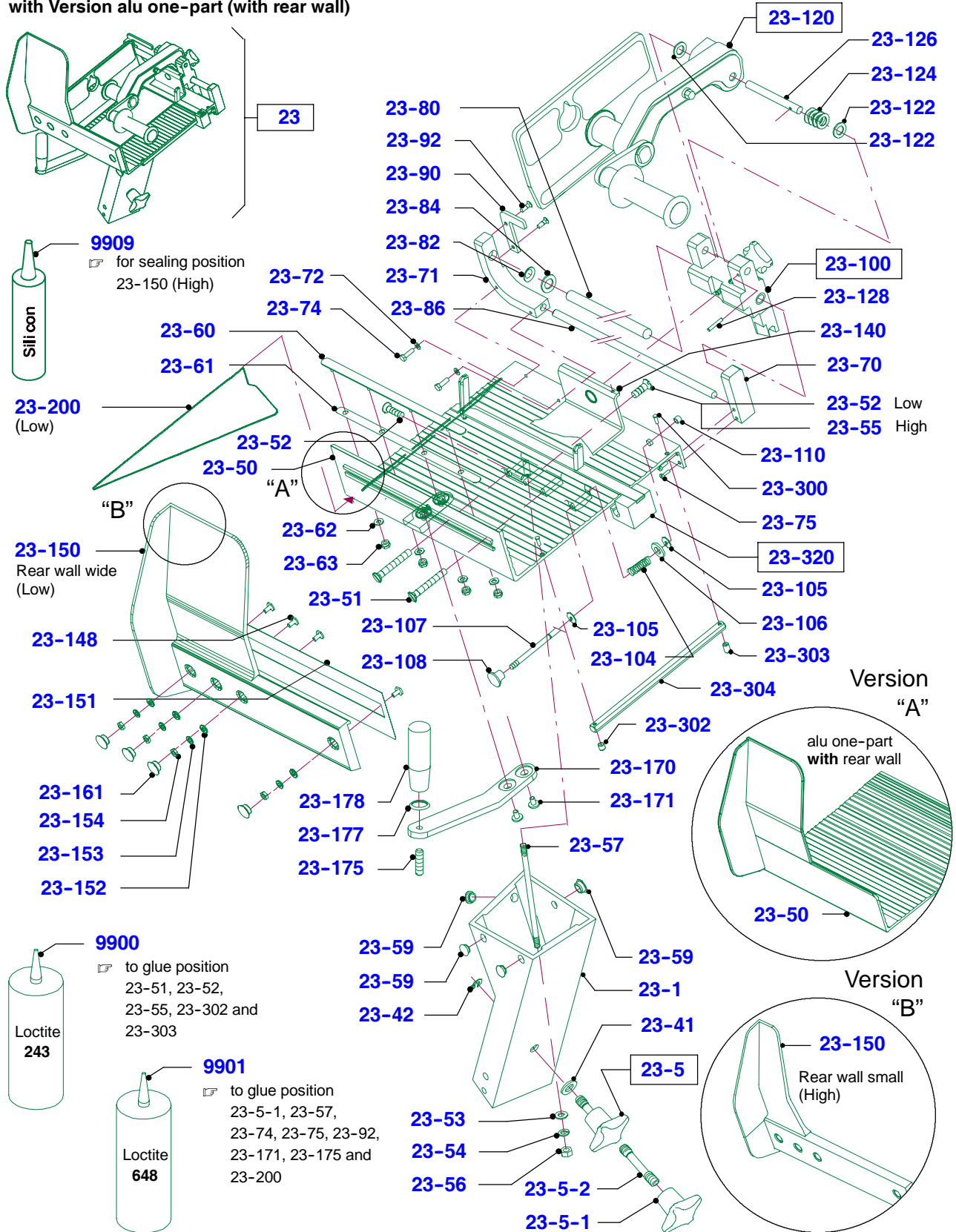
Salami guide



4

Carriage

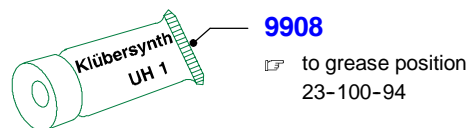
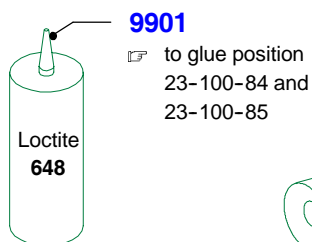
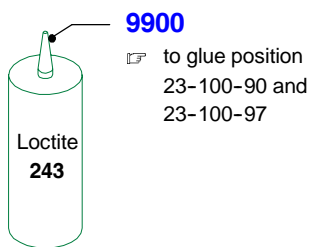
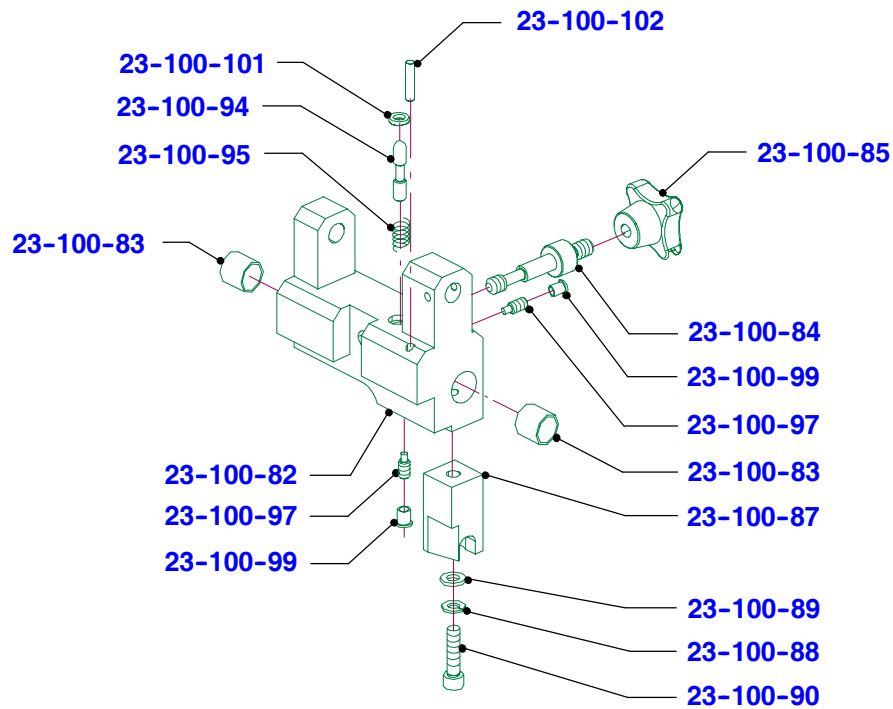
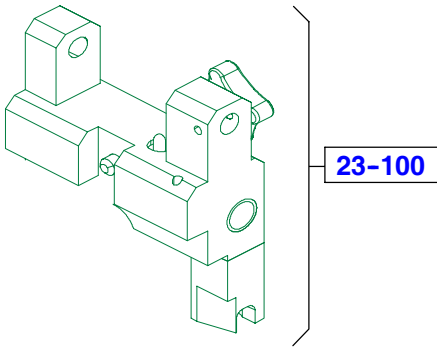
Carriage inclination 18°, Low, High - clamping carriage with Version alu one-part (with rear wall)



Carriage

Carriage inclination 18°, Low, High - clamping carriage

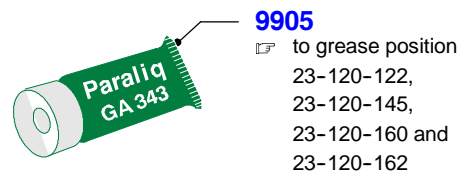
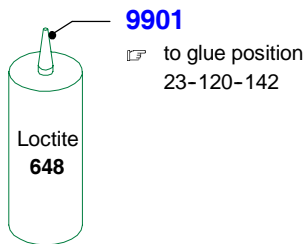
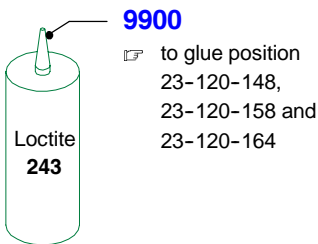
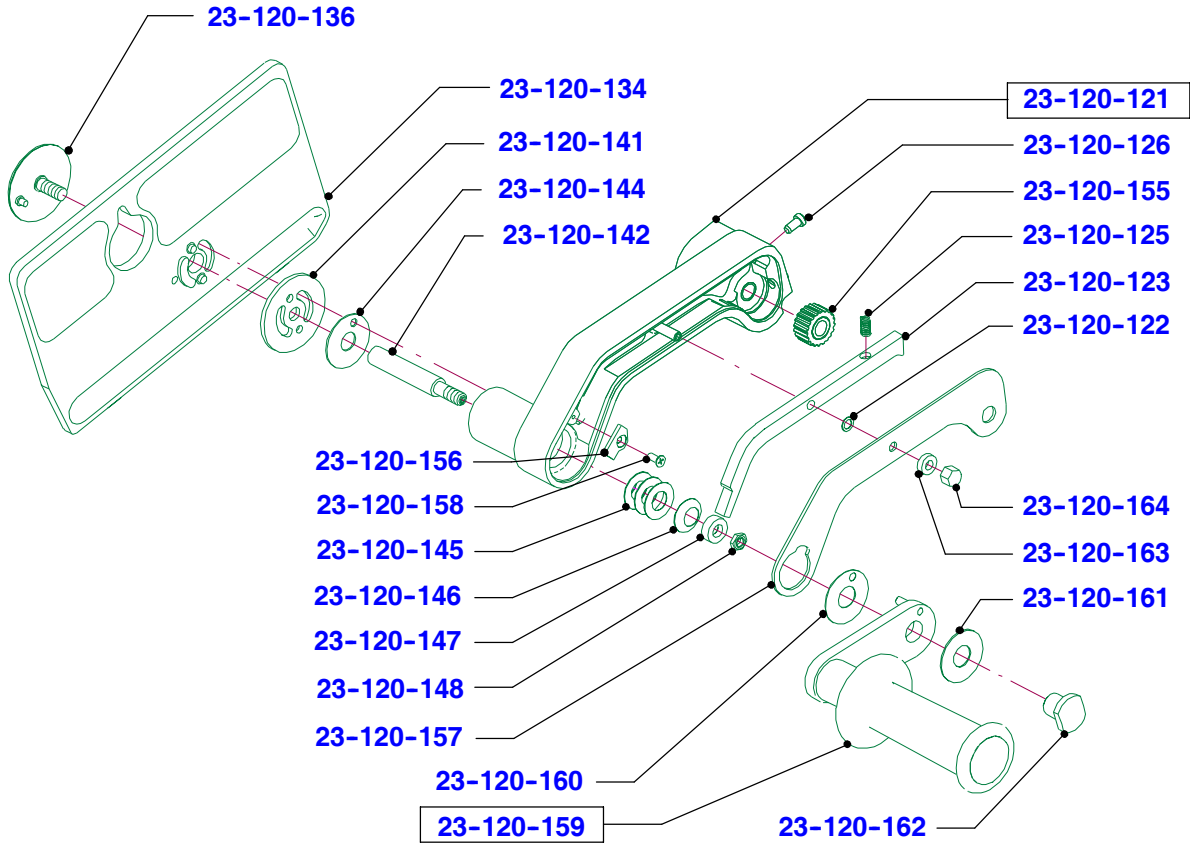
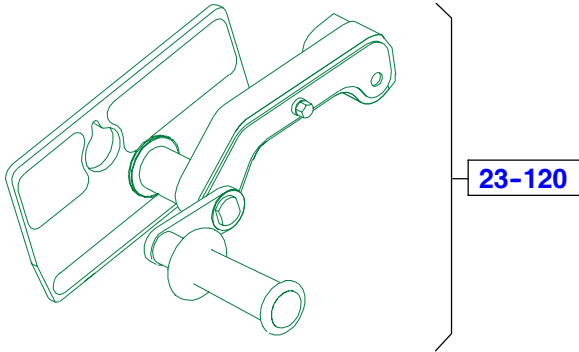
Guide, pre-mounted



Carriage

Carriage inclination 18°, Low, High - clamping carriage

Slider guard + lever

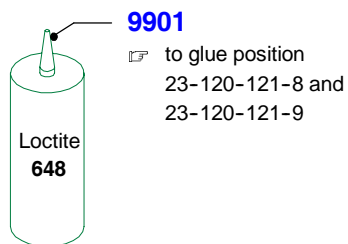
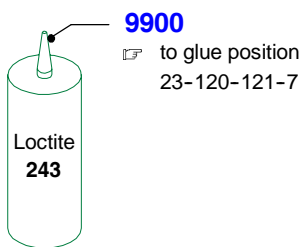
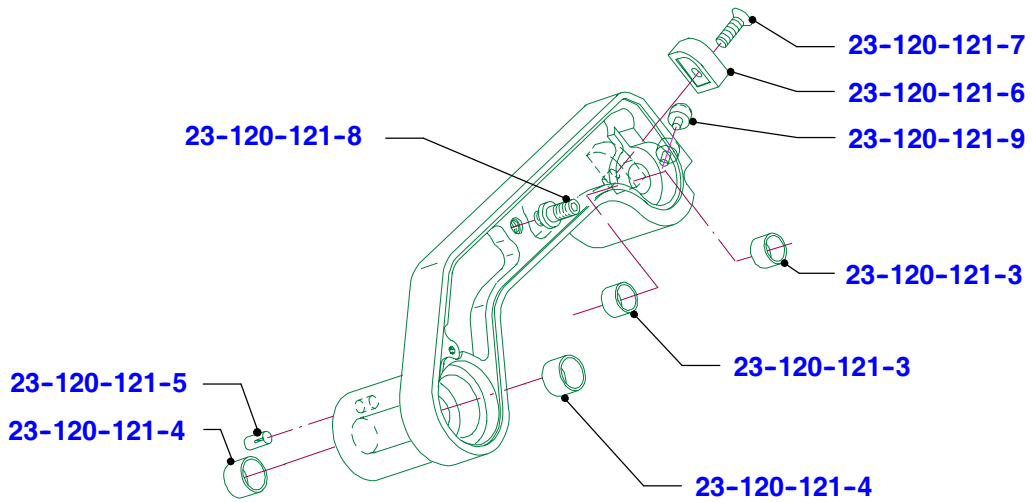
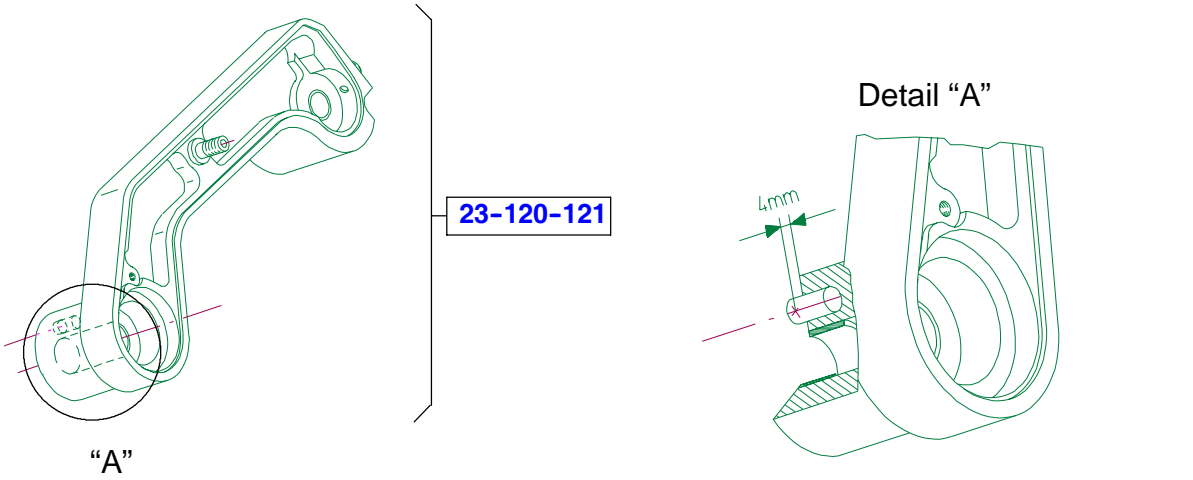


4

Carriage

Carriage inclination 18°, Low, High - clamping carriage

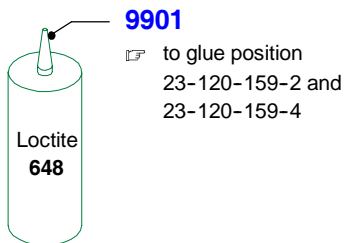
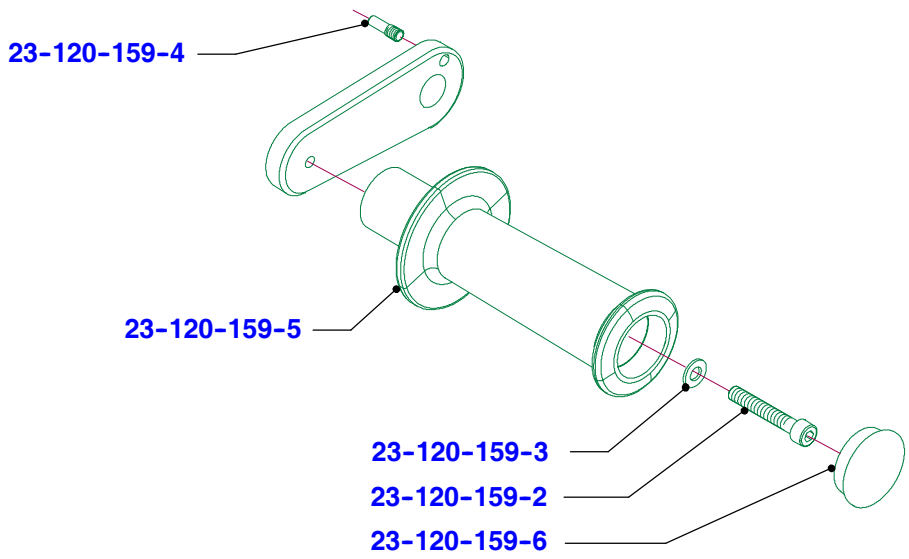
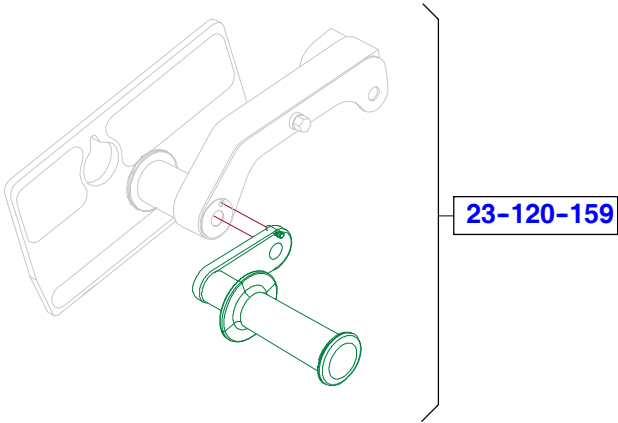
Level, pre-mounted



Carriage

Carriage inclination 18°, Low, High - clamping carriage

Level extension, mounted

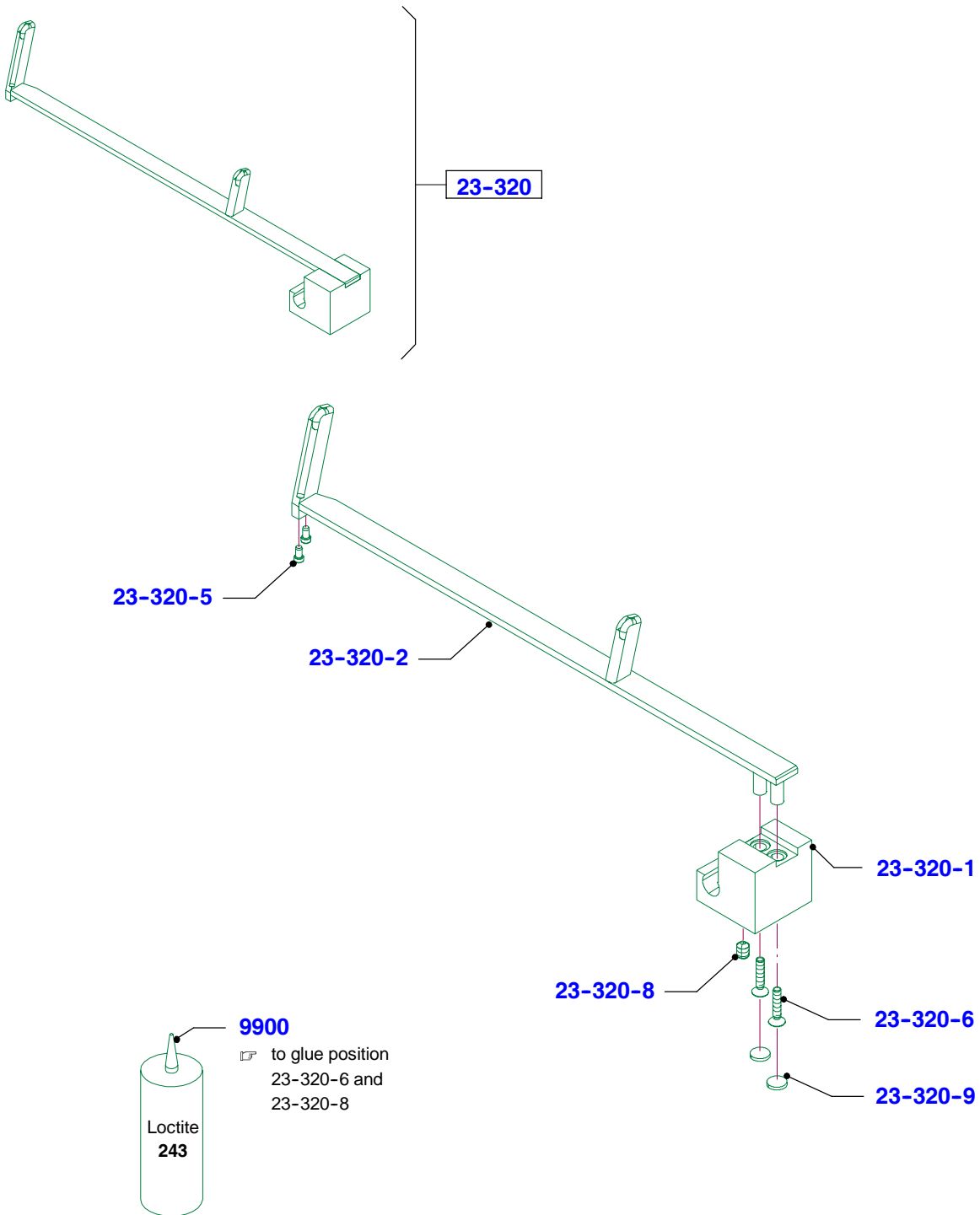


4

Carriage

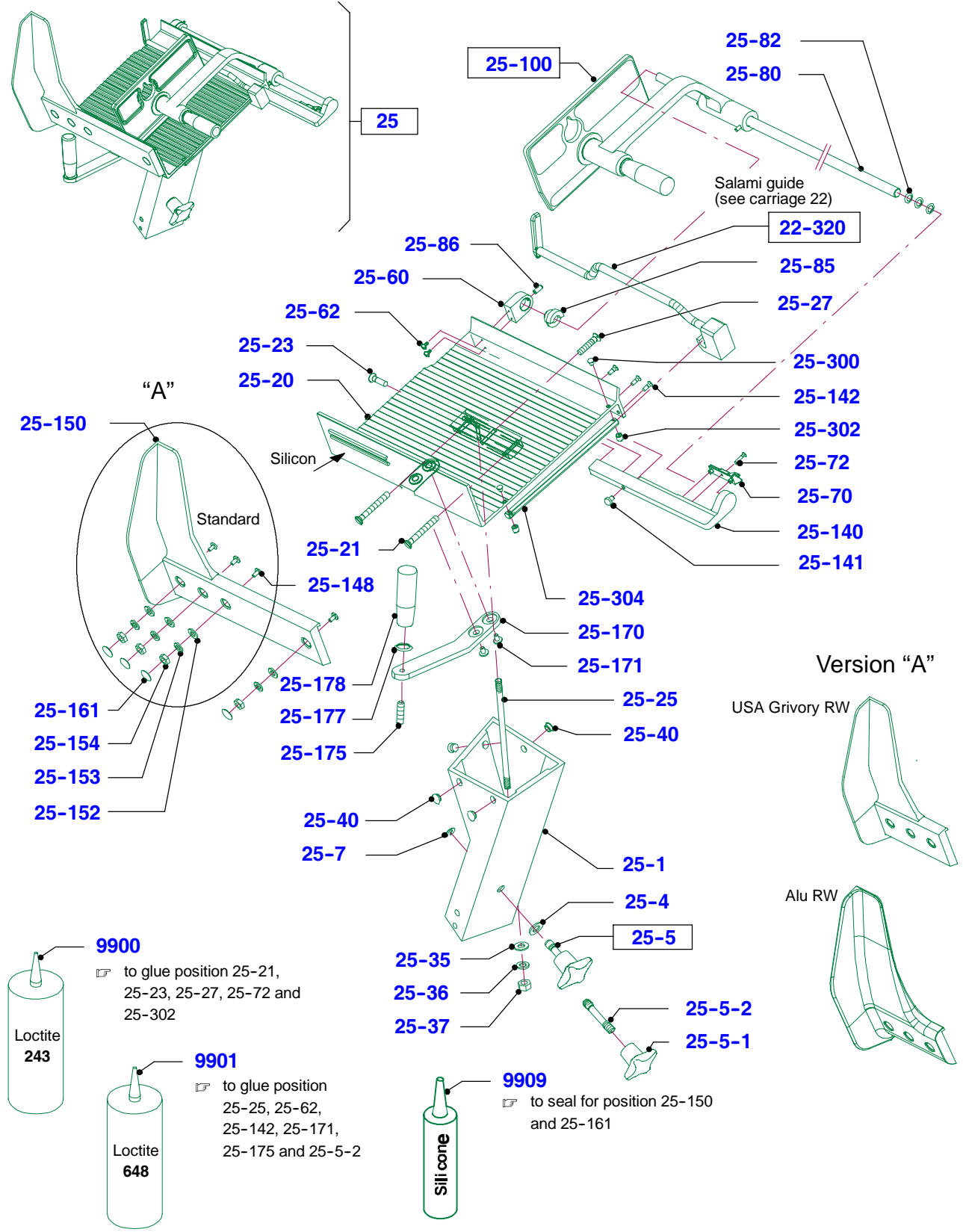
Carriage inclination 18°, Low, High - clamping carriage

Product fixation, mounted



Carriage

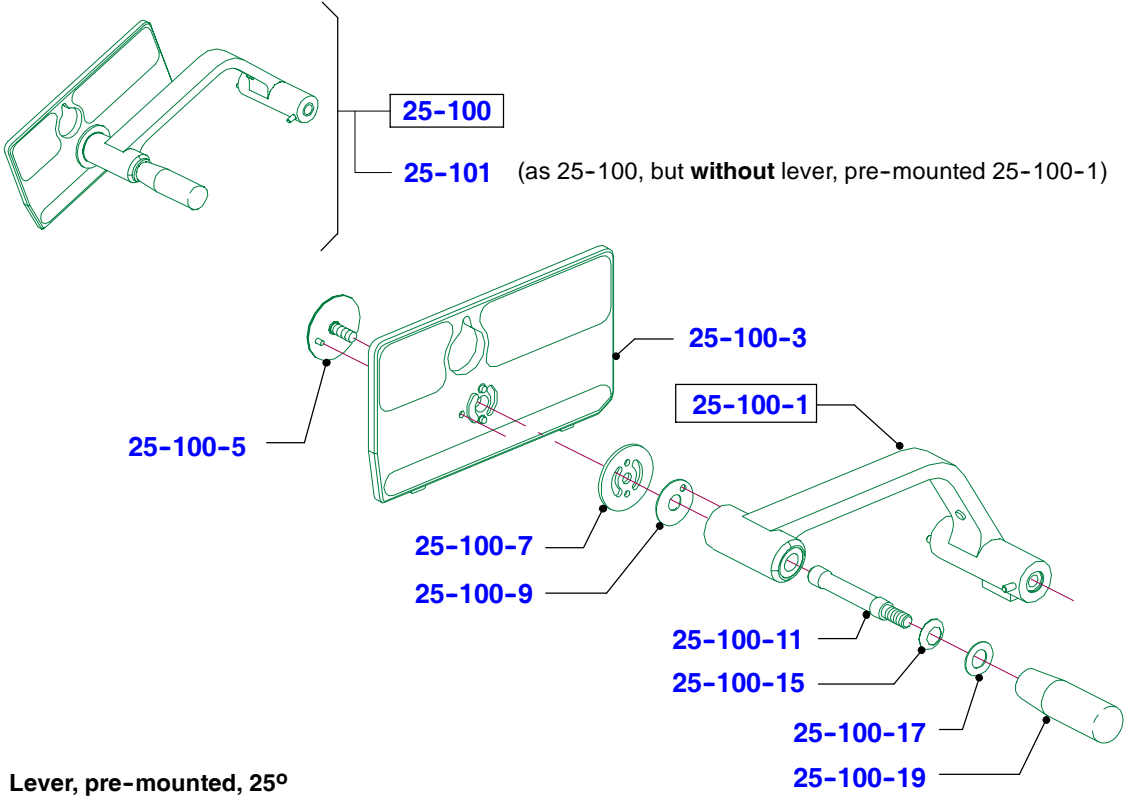
Carriage inclination 25°, High, Alu RW and USA Grivory RW



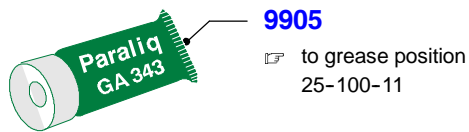
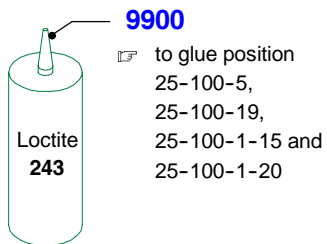
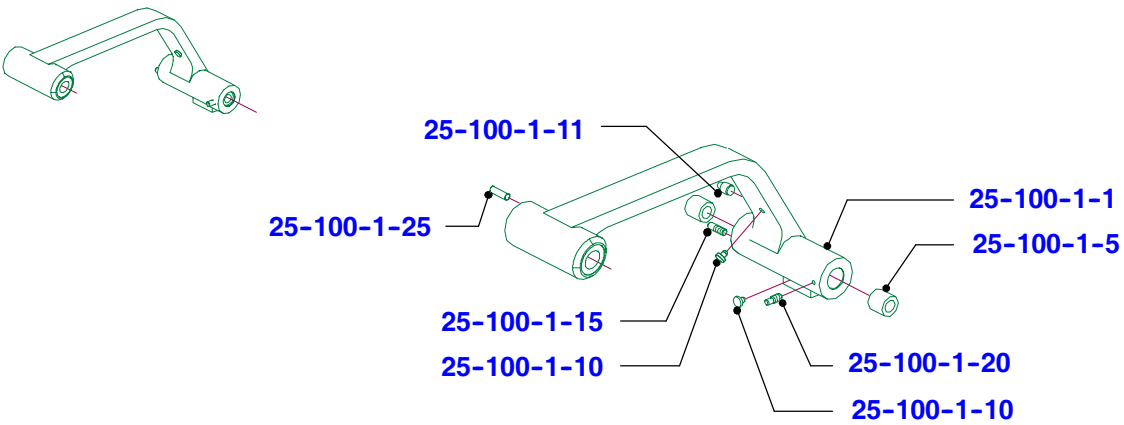
Carriage

Carriage inclination 25°, High, Alu RW and USA Grivory RW

Slider guard + lever

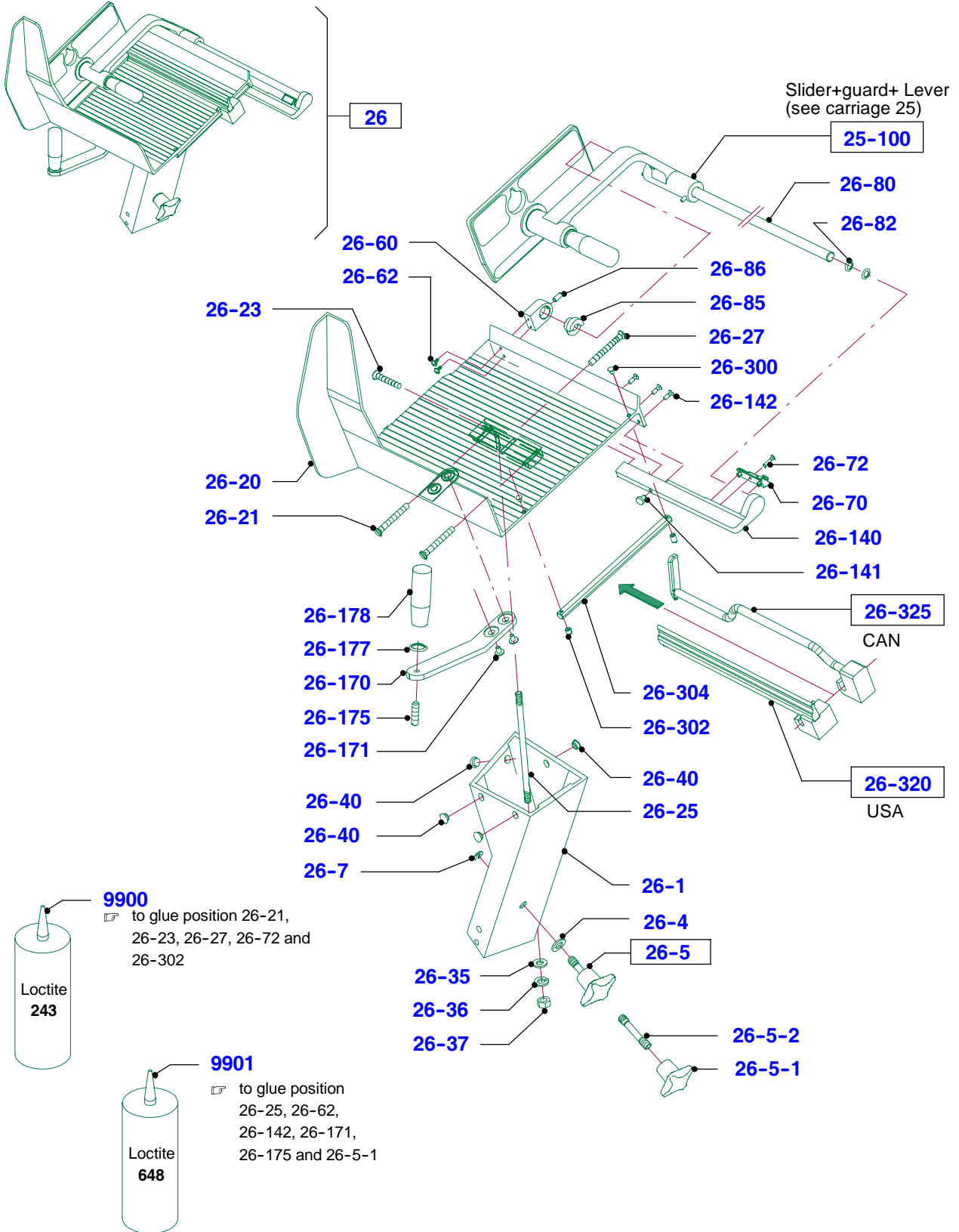


Lever, pre-mounted, 25°



Carriage

Carriage inclination 25°, High, Alu welded, USA and CAN

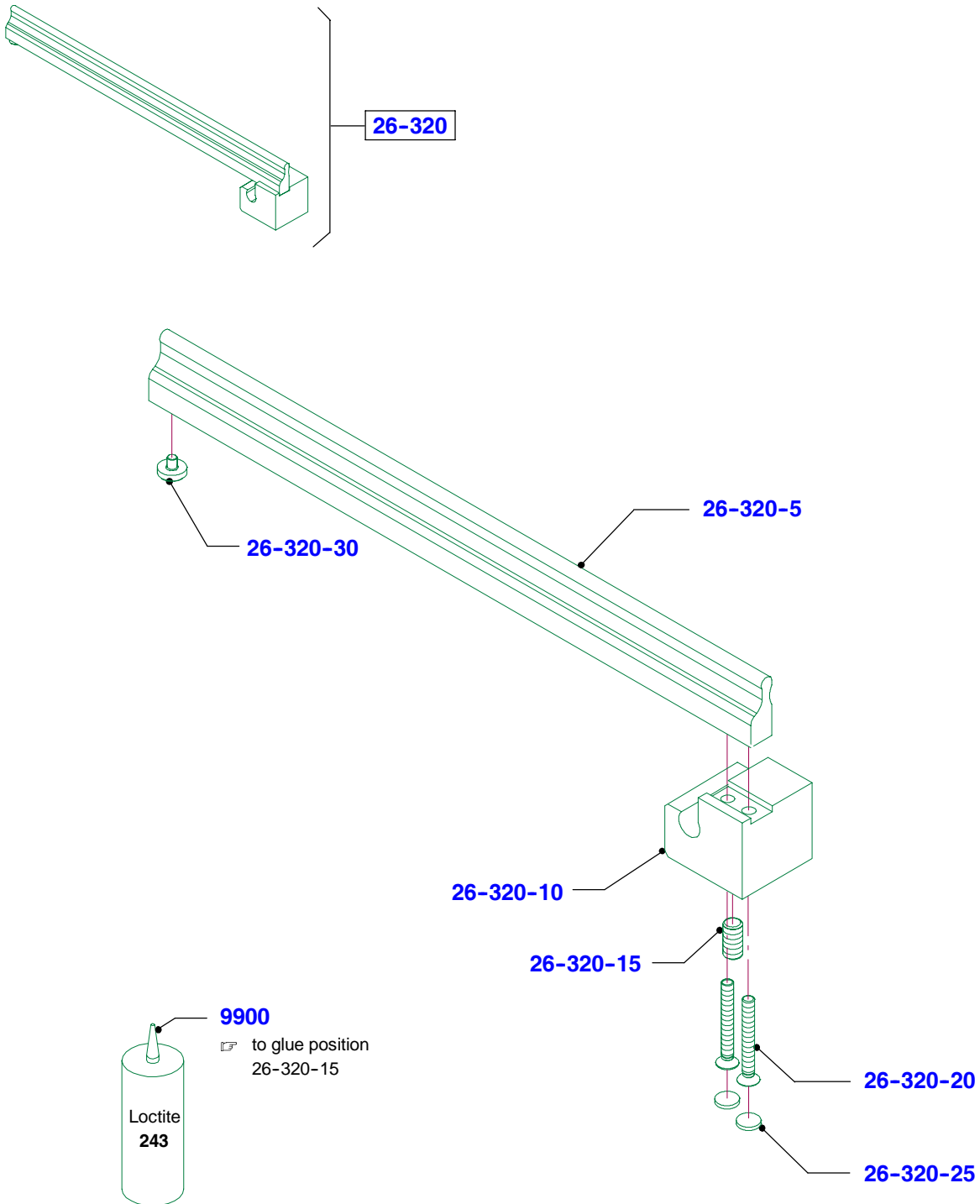


4

Carriage

Carriage inclination 25°, High, Alu welded, USA

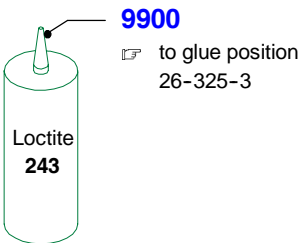
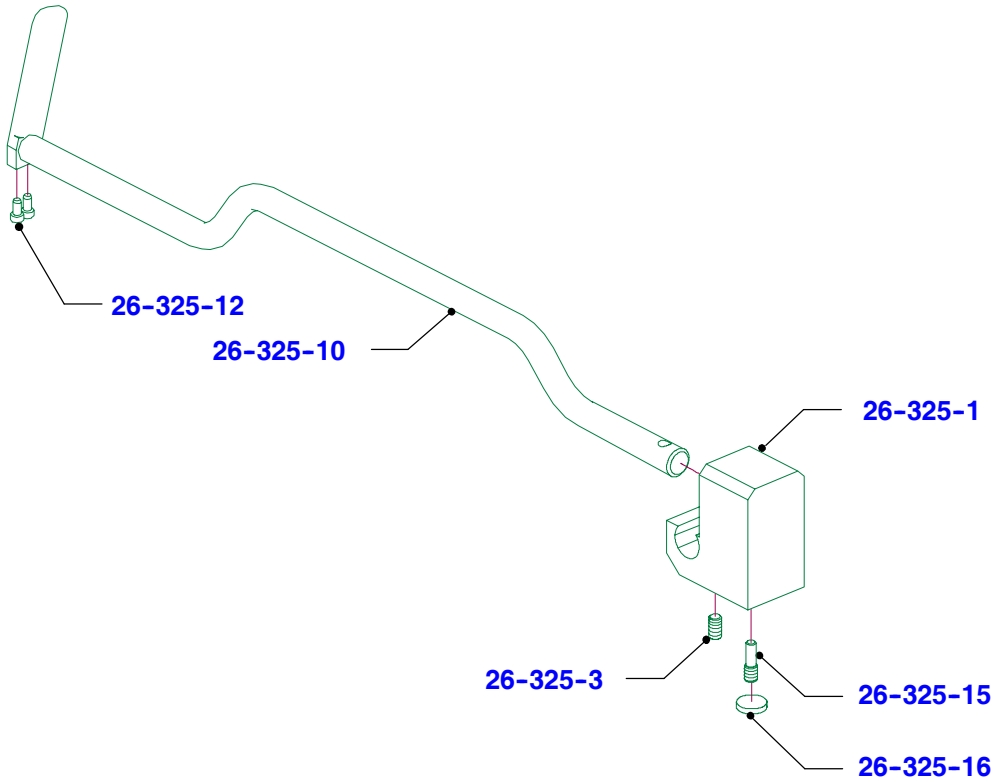
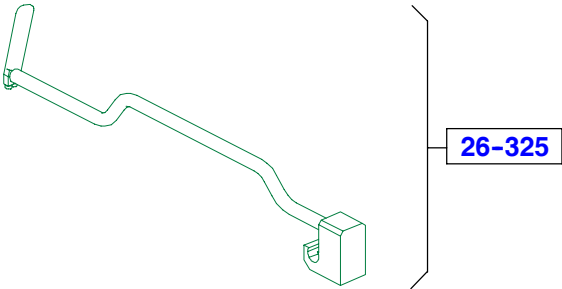
Slider with ruler



Carriage

Carriage inclination 25°, High, Alu welded, CAN

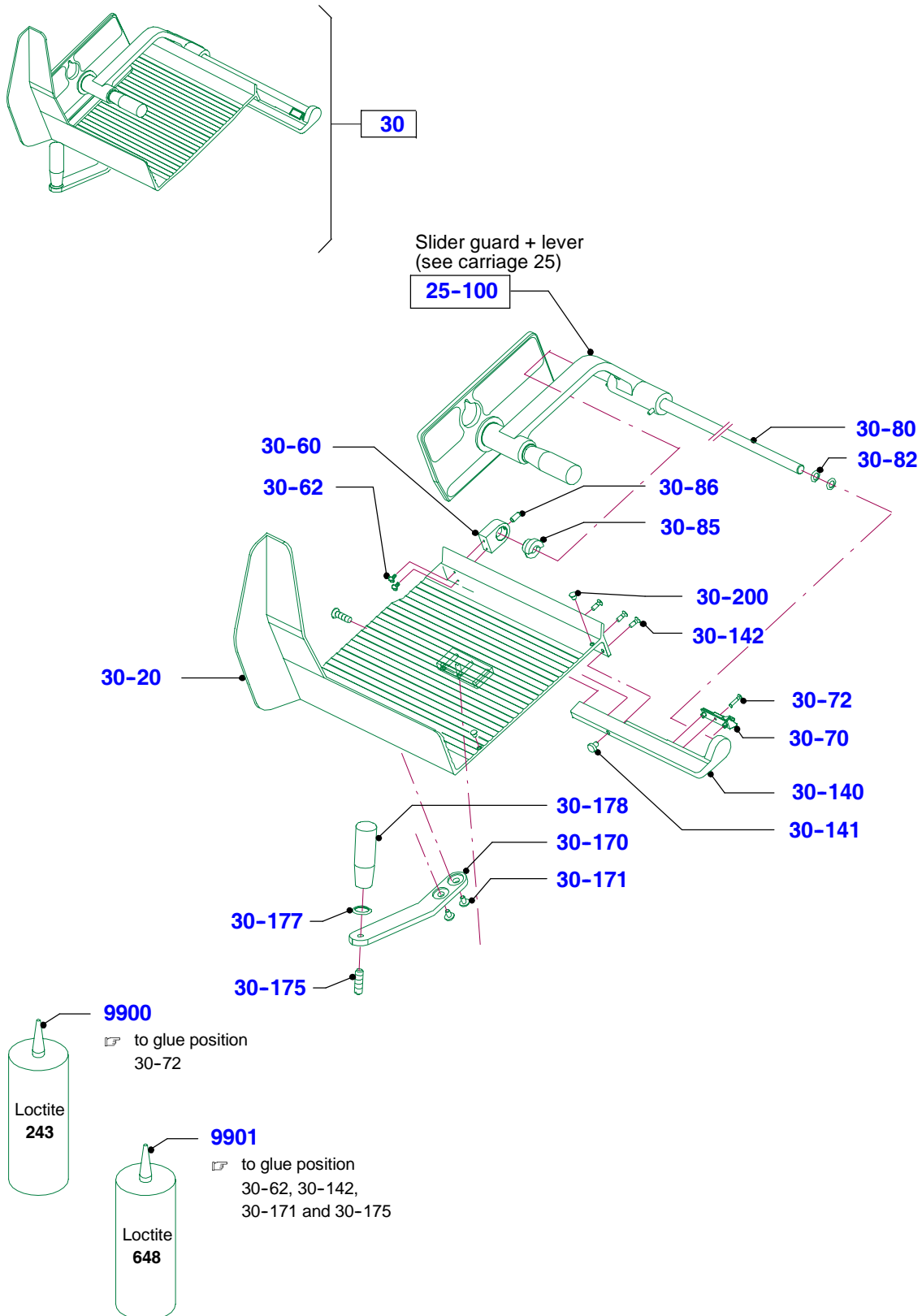
Salami guide



4

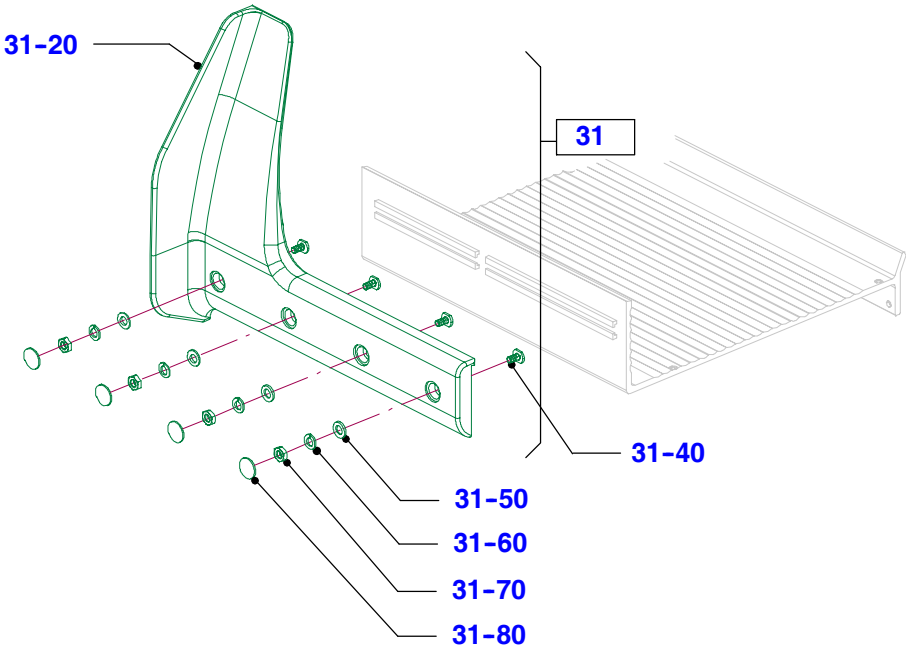
Carriage

Retrofitting set one-part 25° - Alu carriage

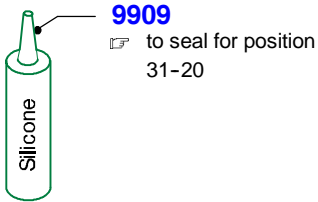


Carriage

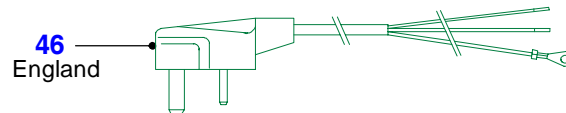
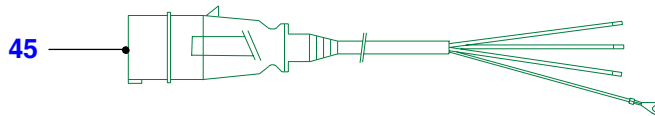
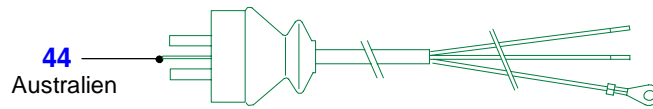
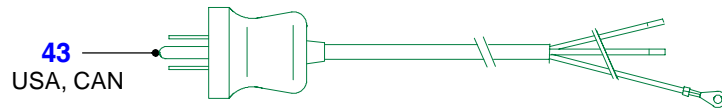
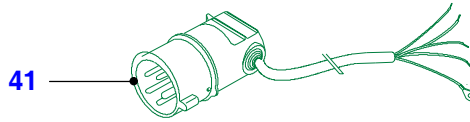
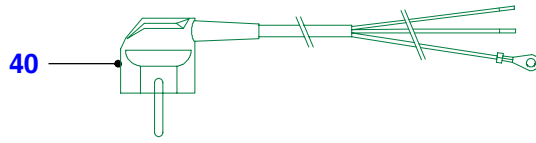
Retrofitting set rear wall Lexan to Alu



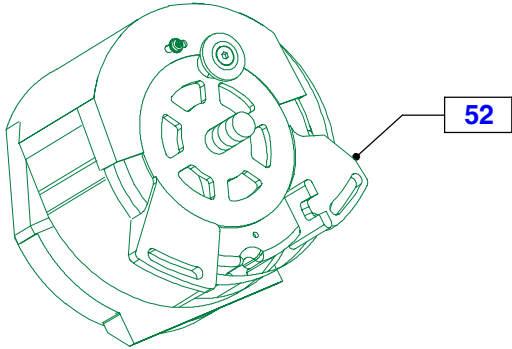
4



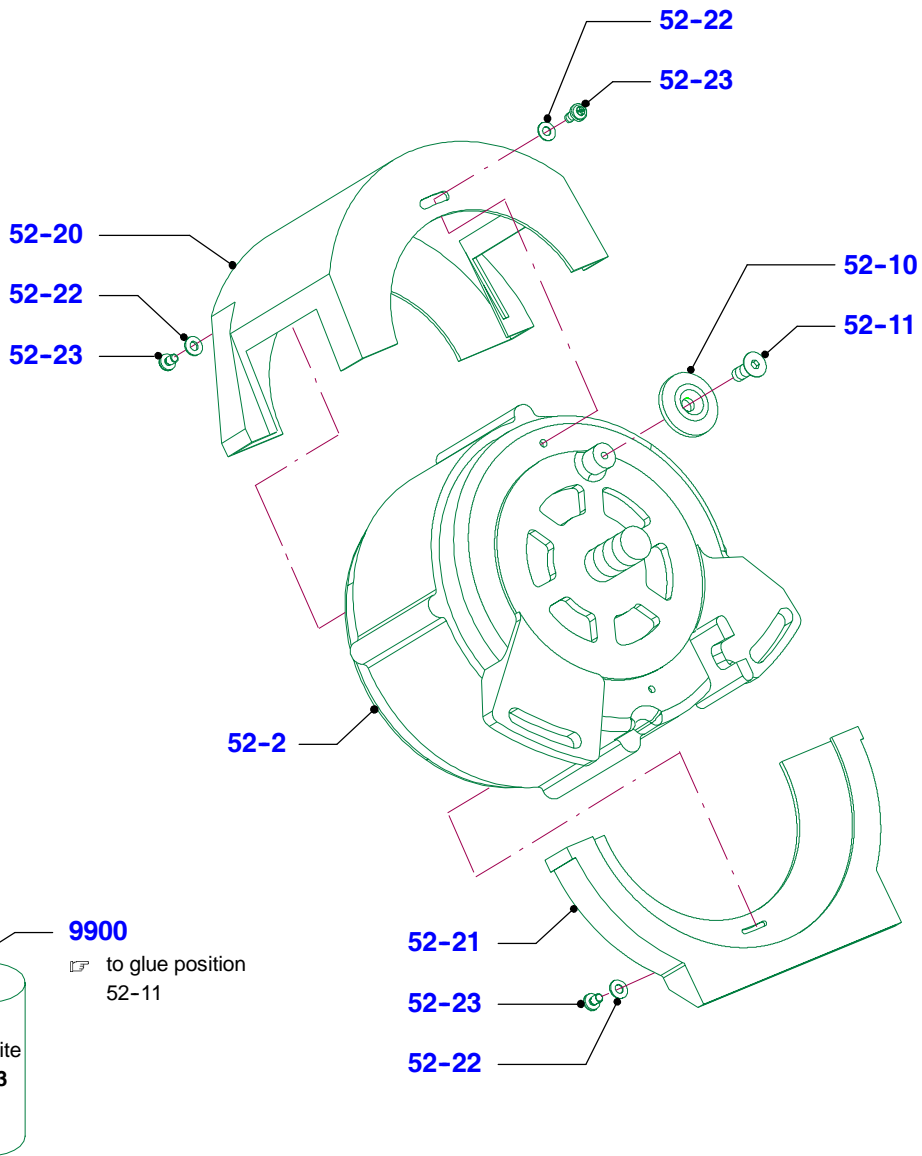
Cables



Built-in motor

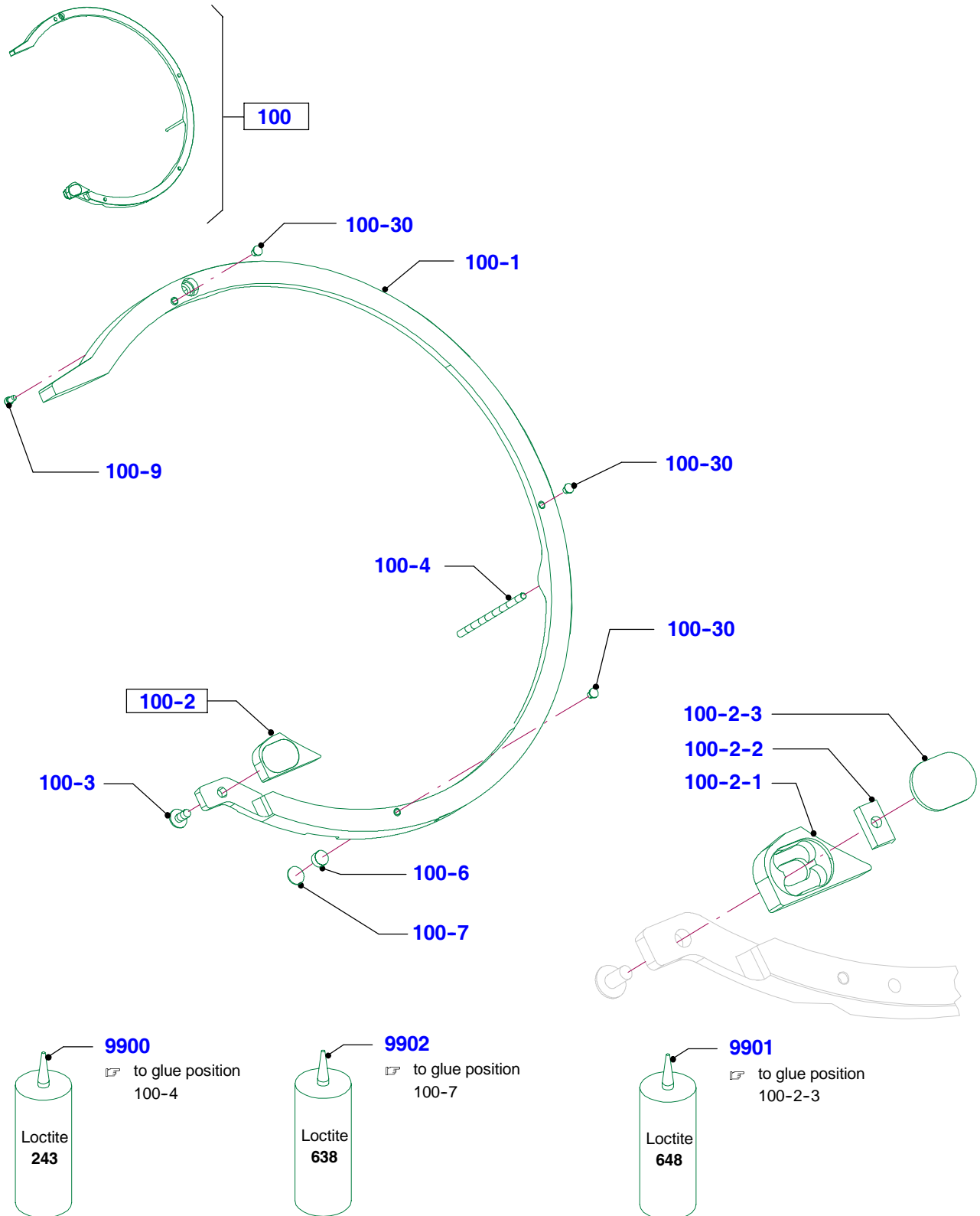


4



Blade guard ring

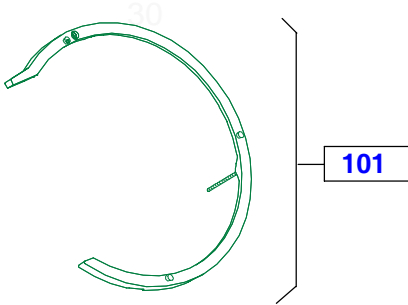
Carriage inclination 0°,
with product supporter, blade cover **centrally** fastened, up to device-no. 10498129



Blade guard ring

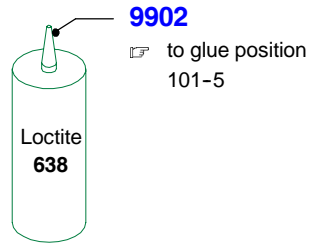
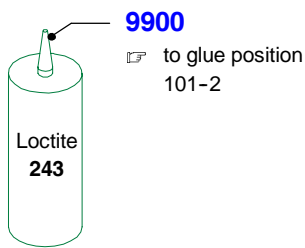
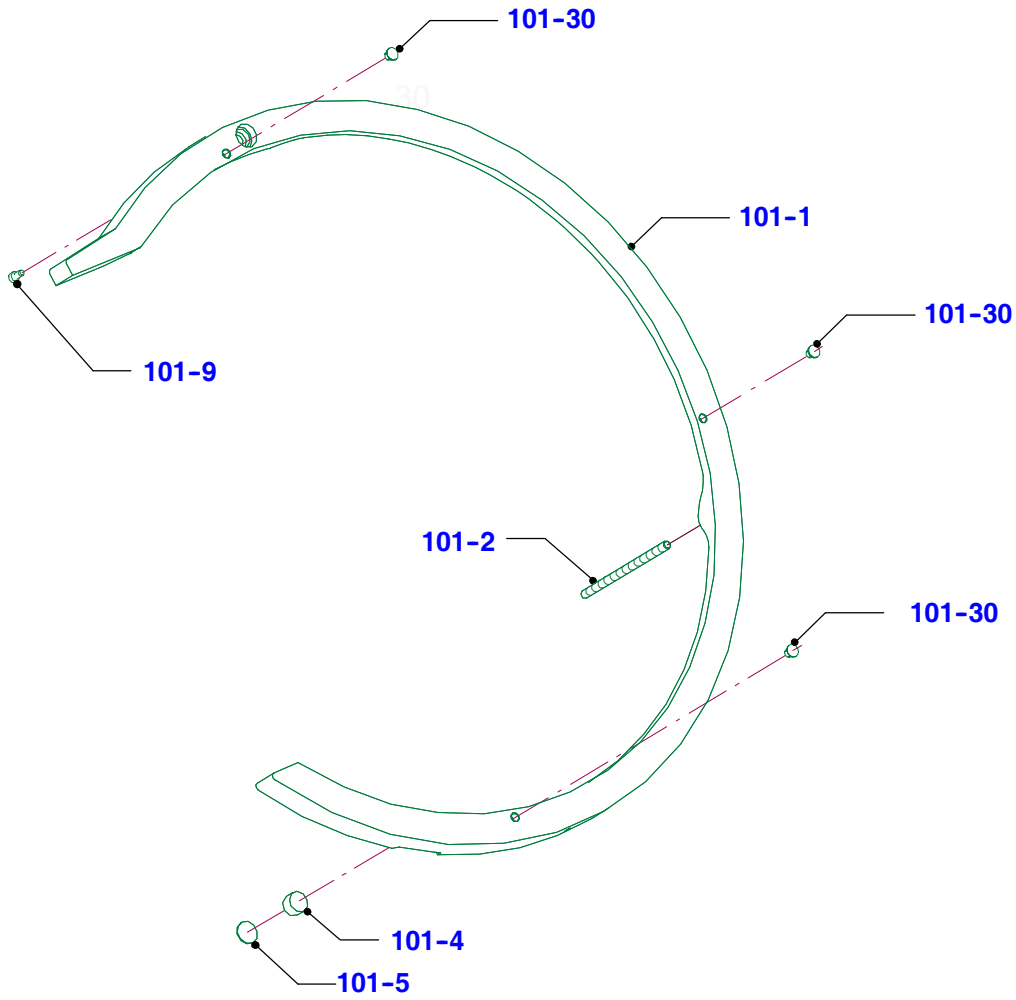
Carriage inclination 18°, Low and High

Blade cover **centrally** fastened, up to device-no. 10498129



Schutzring hochverleimt 18°?

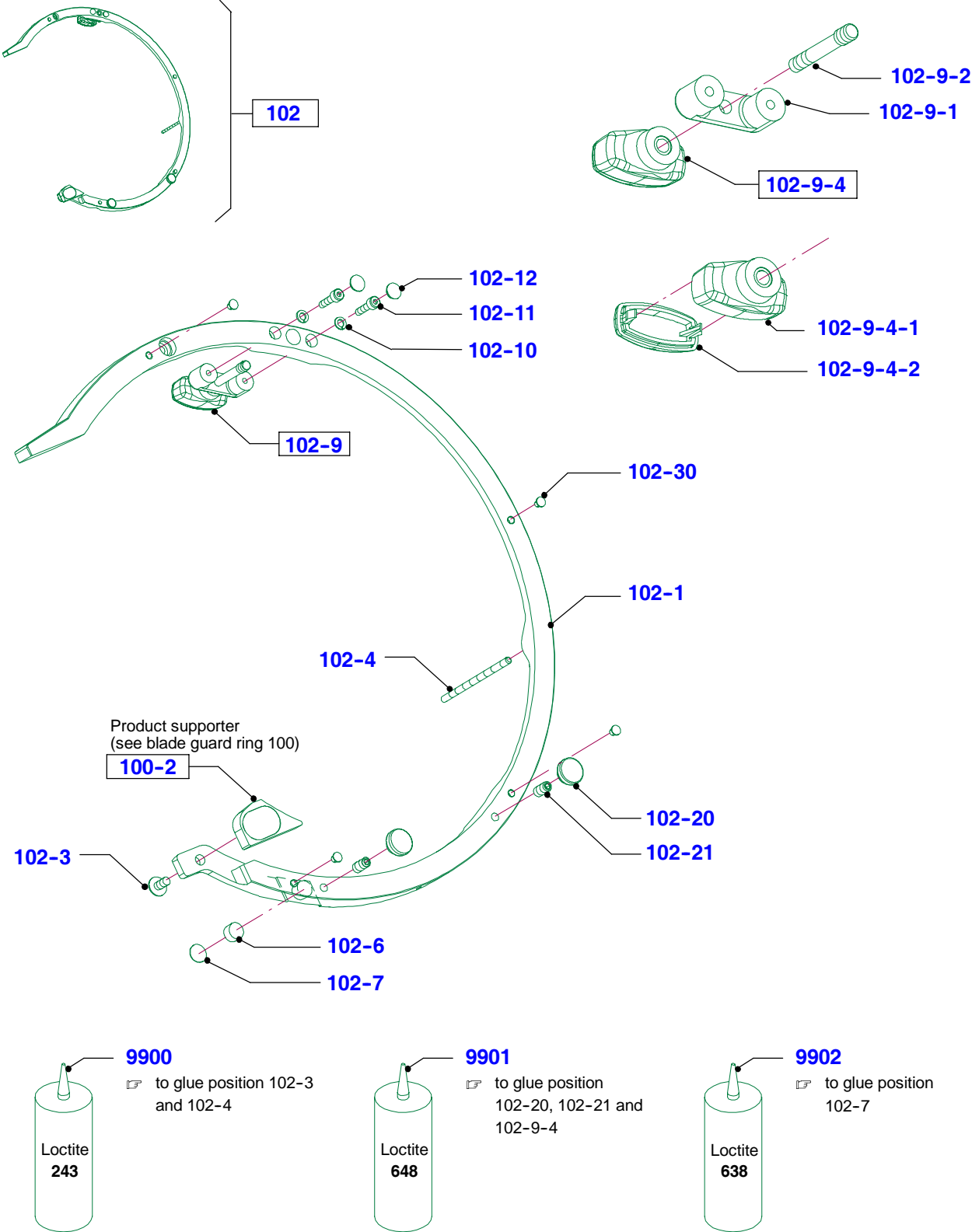
4



Blade guard ring

Carriage inclination 0°,

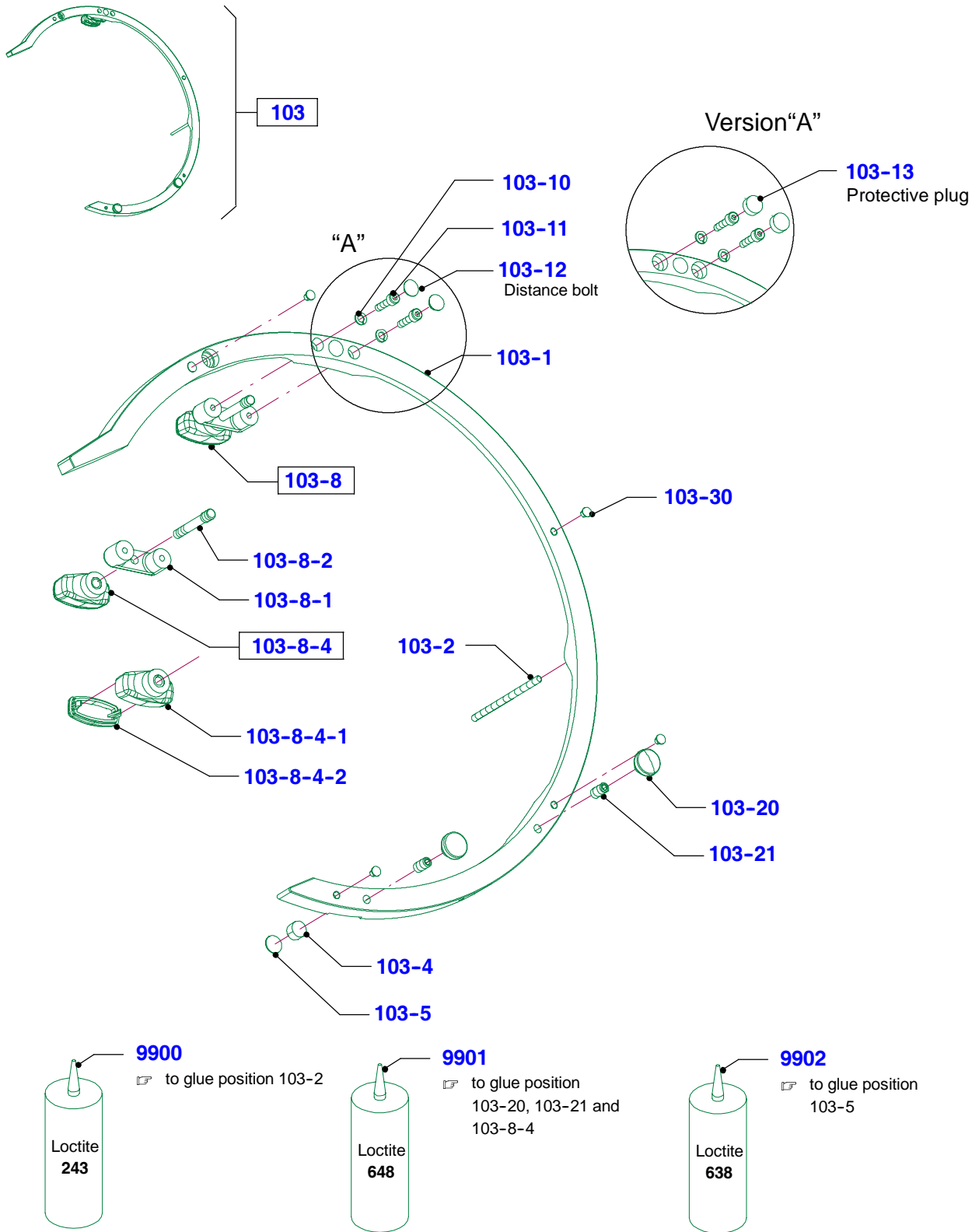
with product supporter, blade cover *decentrally* fastened, from device-no. 10498130



Blade guard ring

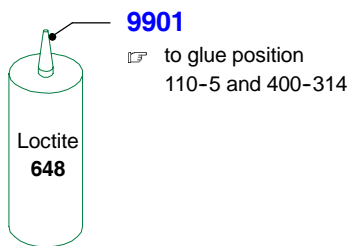
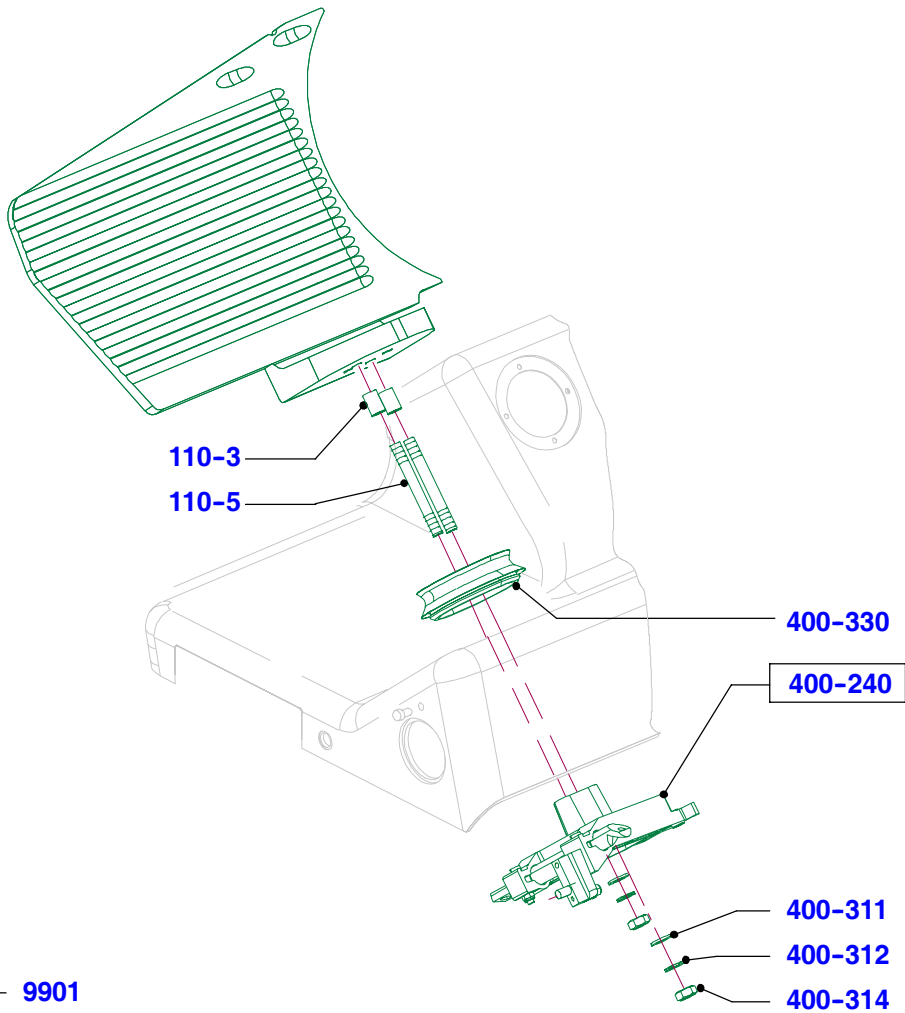
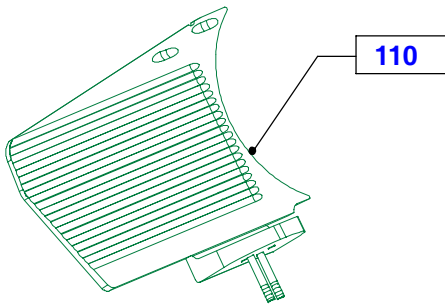
Carriage inclination 18°, Low and High

without product supporter, blade cover **decentrally** fastened, from device-no. 10498130



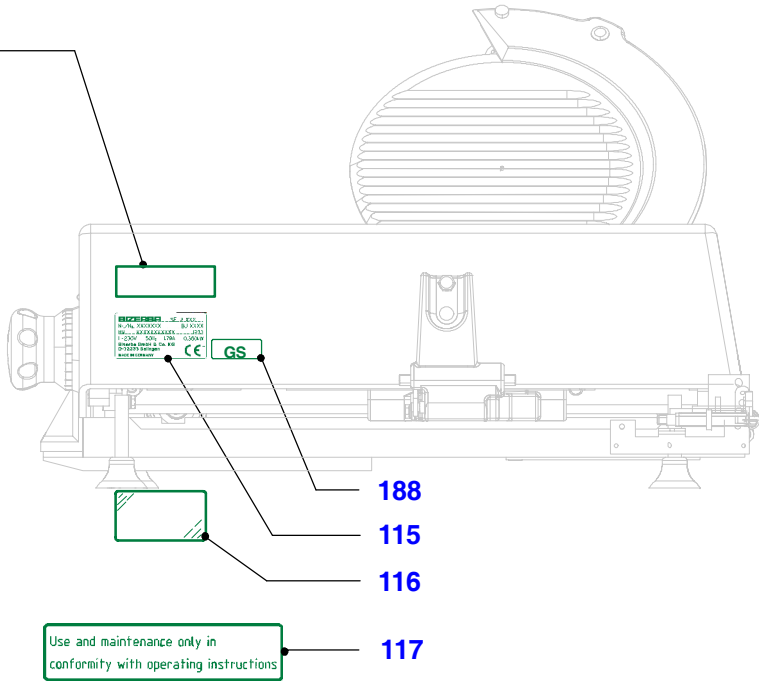
4

Gauge plate



Signs

- DEU **200**
- ENG **201**
- FRAN **202**
- ITA **203**
- ESP **204**
- PRT **205**
- DNK **206**
- FLA **207**
- SWE **208**
- NDL **209**
- RUSS **210**
- GRIE **211**
- TSCHE **212**
- UNGAR **213**
- POL **214**
- SERBO-KROAT **215**



138 →

WARNING INSTRUCTIONS

To all customers, supervisors and operators of Bizerba equipment

Your safety is our concern.

1. Use machine only for its intended purpose.
2. Before initiation and operation make sure electrical specifications on electrical signs with your domestic network.
3. Power supply, voltage and proper grounding to be checked by qualified and certified electrical staff. Faulty connection could cause fatal injury and result in machine damage.
4. Installation, taking of spare parts, instruction and training of operators and staff to be applied not only by Bizerba User but also personnel authorized by Bizerba O&M.
5. Only adult, trained, qualified and authorized personnel is allowed to operate, clean, fix, use and maintain machine and to transport. Bizerba instruct manual personnel in strict accordance with our operating instructions.
6. Improper use could cause serious injuries and machine damage.
7. Installation and testing to be repeated frequently.
8. Safety and protective devices must not be removed or altered under any circumstances. Technical modifications are not permitted.
9. Use only original Bizerba spare accessories and lubricants.
10. Do not install or operate machine if damaged during transport. Call Bizerba service immediately.
11. Unplug machine prior to any servicing, maintenance, cleaning, sanding, and inspection.
12. Machine never to be operated without supervisor.

For repaired machine without our seal Bizerba hereby declares responsibility.

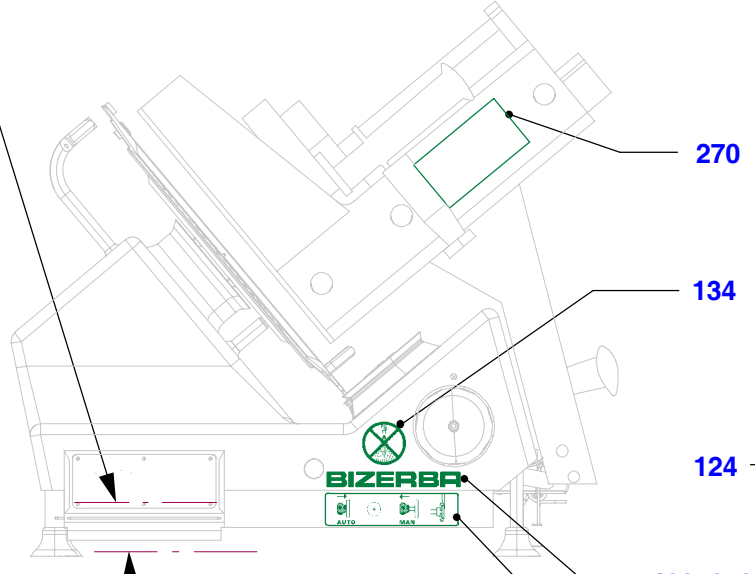
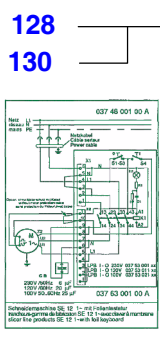
Bizerba or its authorized agent

BIZERBA USA, Inc.
21, 26, Jay Road
Plainville, New Jersey 08549
Bizerba 1785 81011
Rev 02/2010 (P&O)

Bizerba

137 →

Use and maintenance only in conformity with operating instructions



SHARPEN AND LUBE DAILY

1. clean and dry blade
2. set chamber to 1 for 30 seconds
3. then position 2 for 3 seconds

Damage from neglect not covered under warranty



ACHTUNG!
Beim Einlegen der Waare in die Waage beachten

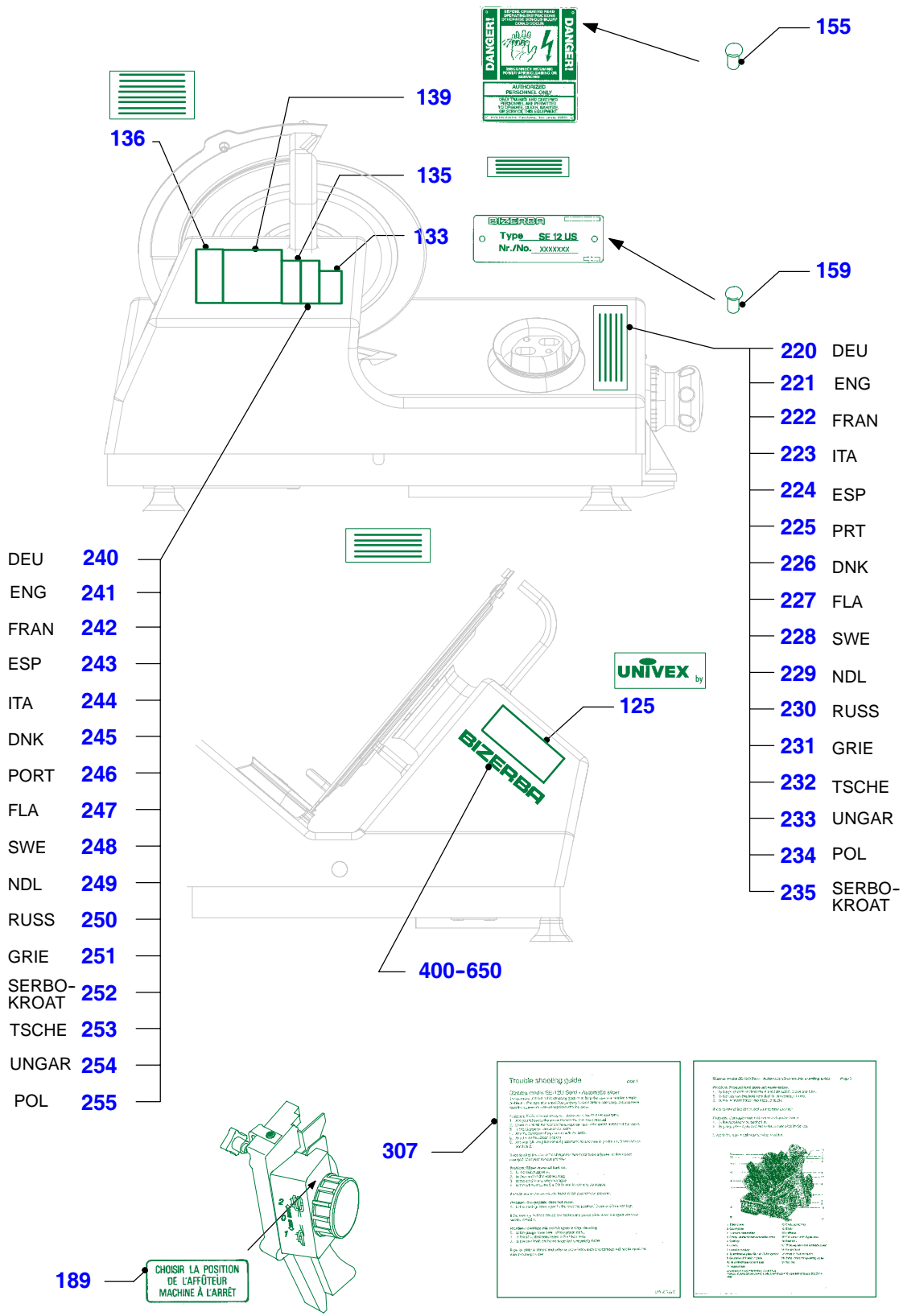
ATTENTION!
Soigner avant charger la machine, enlever le plug

ATTENZIONE!
Accert di mettere la macchina prima di fare la pesata

ATENCIÓN!
Si tiene la parte de la máquina, antes de poner la mercancía en la balanza

ATTENZIONE!
Antes de cargar la máquina, baje la cubierta de la boca de entrada

Signs



Accessories and operating instructions

Accessories



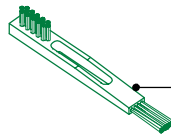
140-1




140-4



140-2



140-3



140-5

4

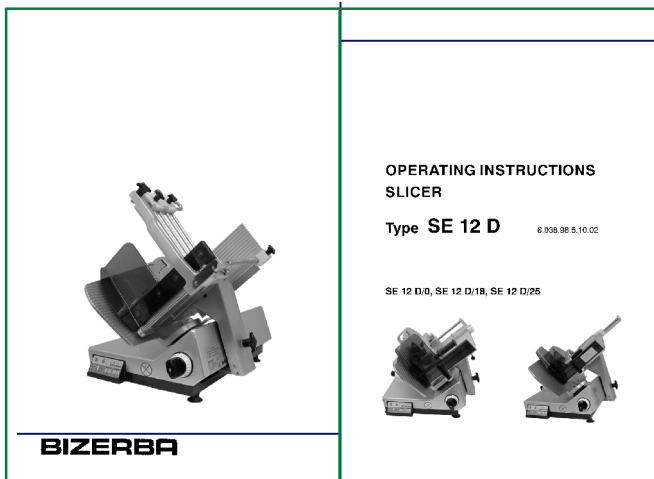
For NSF-version

Cover for hexagon screws in the machine



156
SW 5

Operating instructions



170

171

172

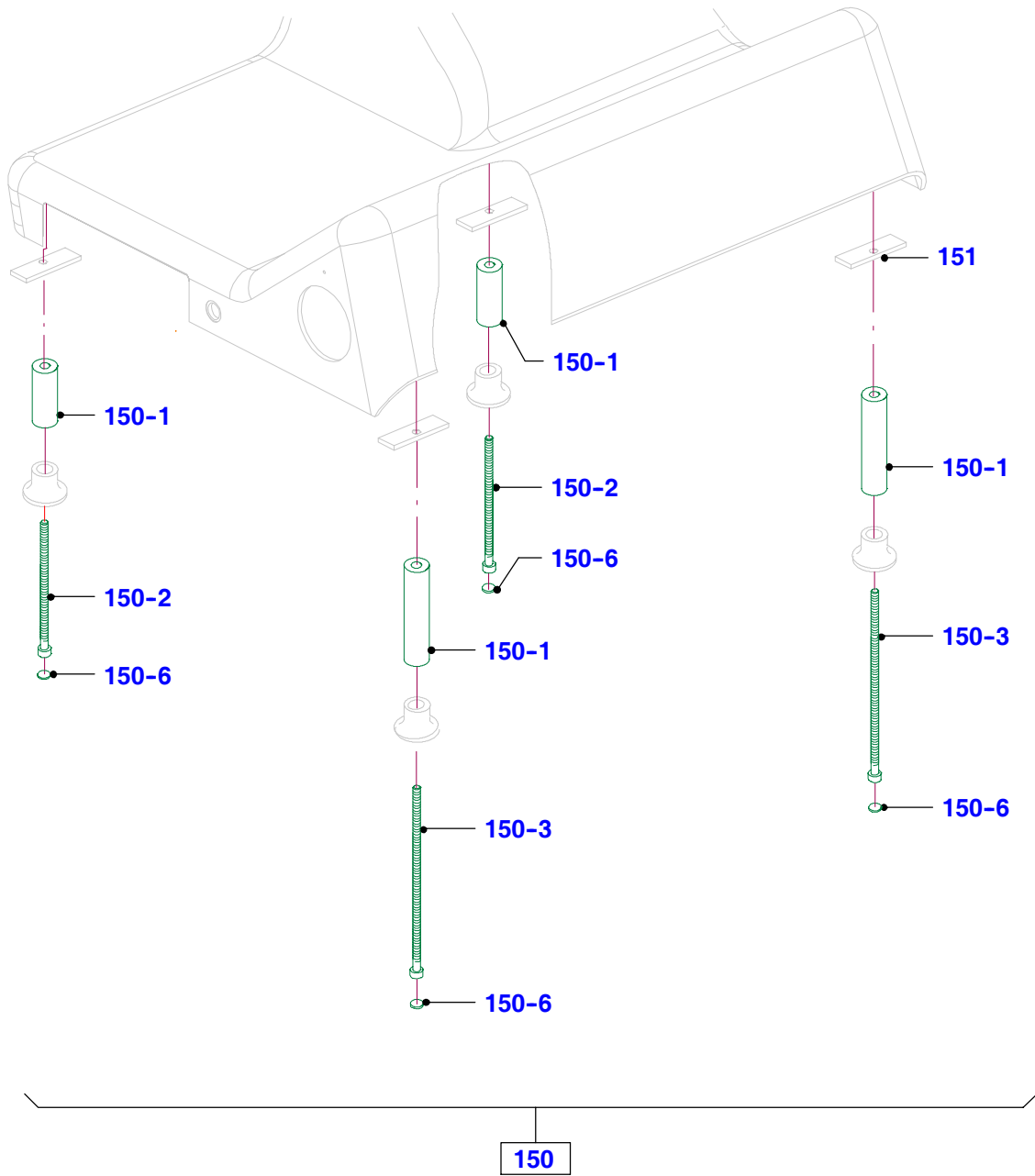
173

174 ESP

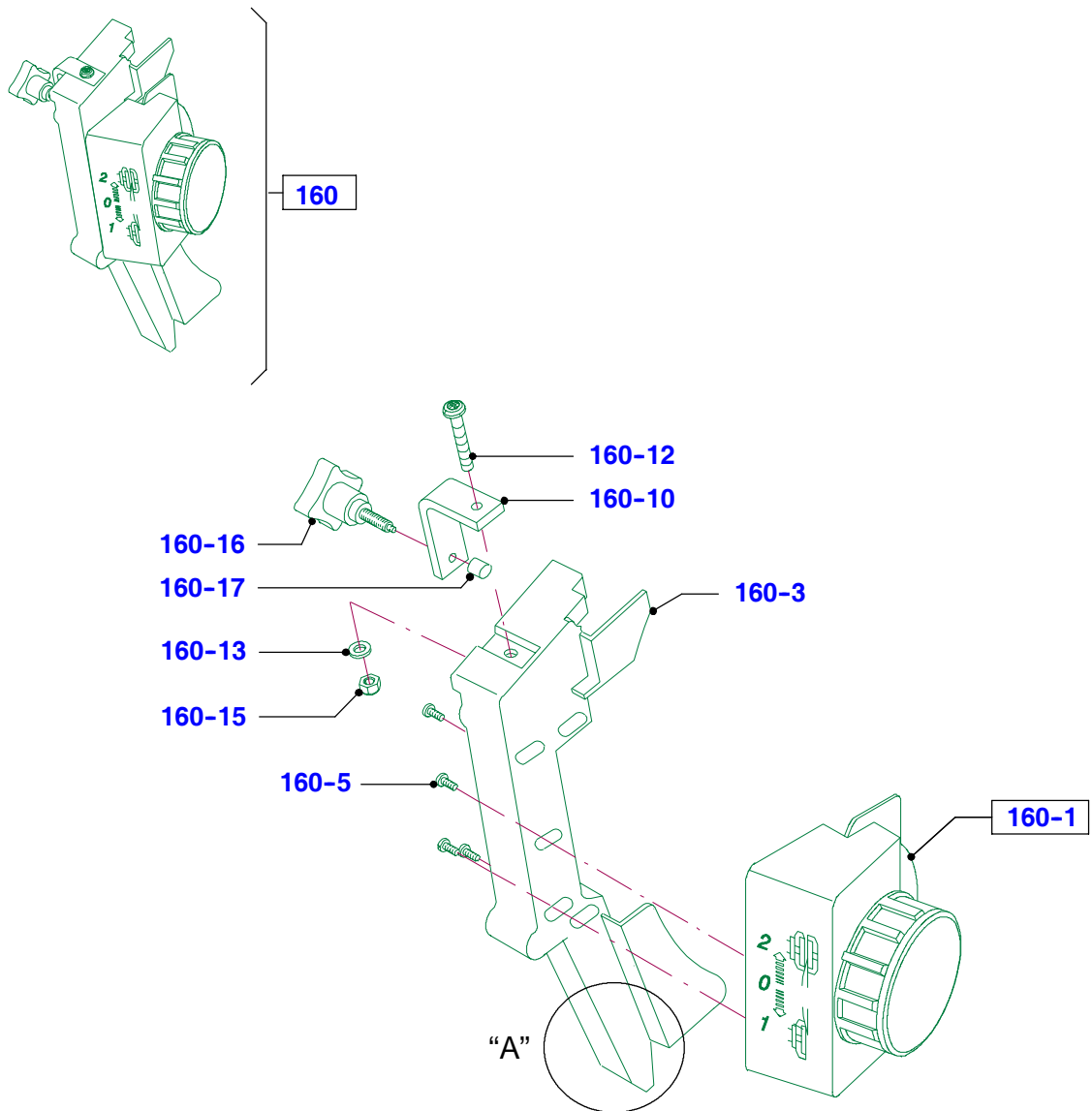
175 DNK

176 PRT

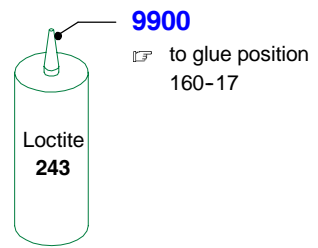
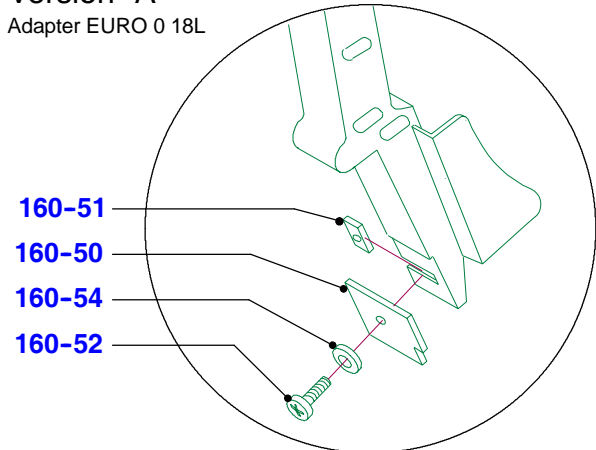
Accessories for elevated installation



Sharpener



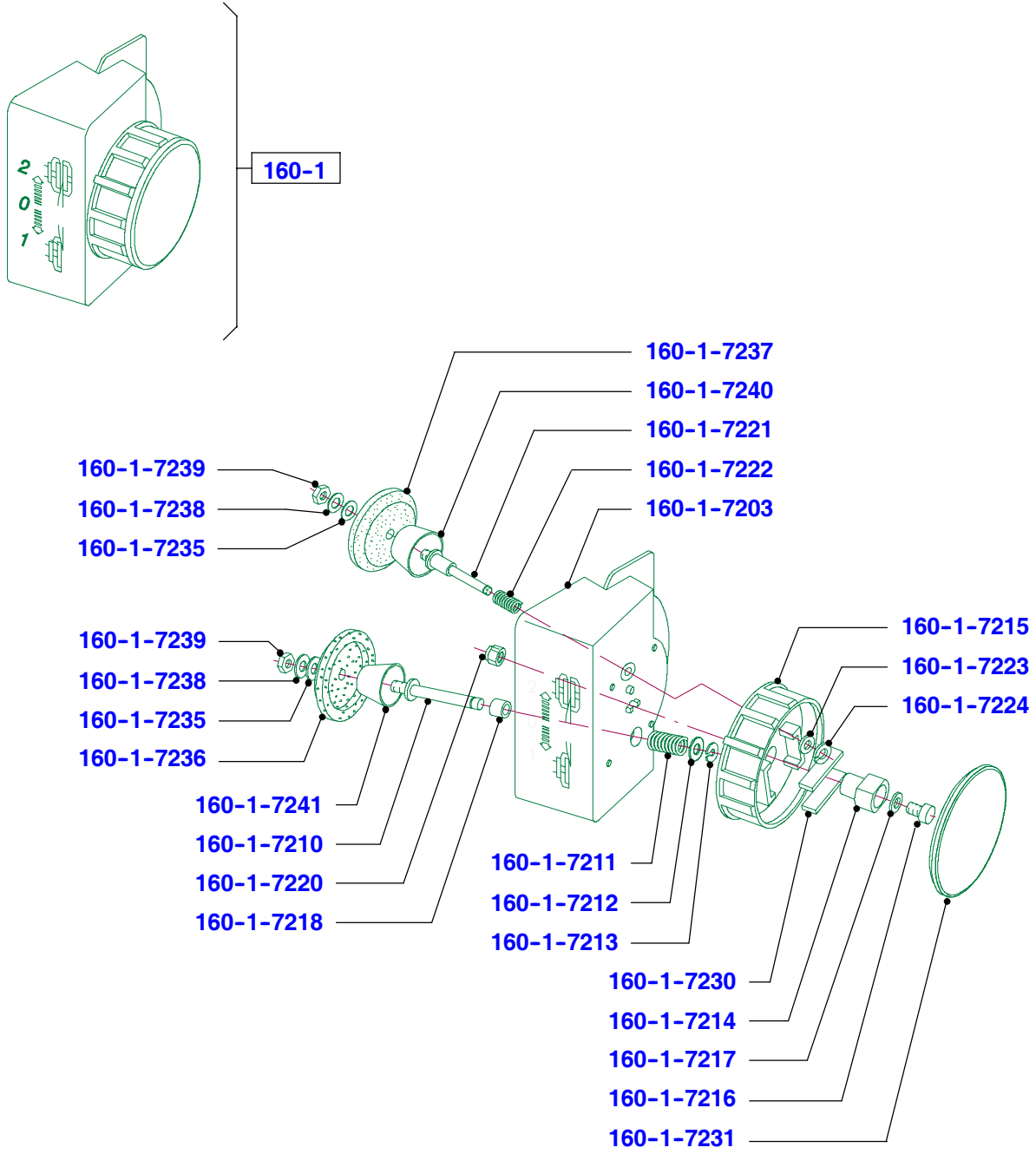
Version "A"
Adapter EURO 0 18L




4

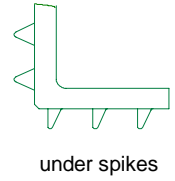
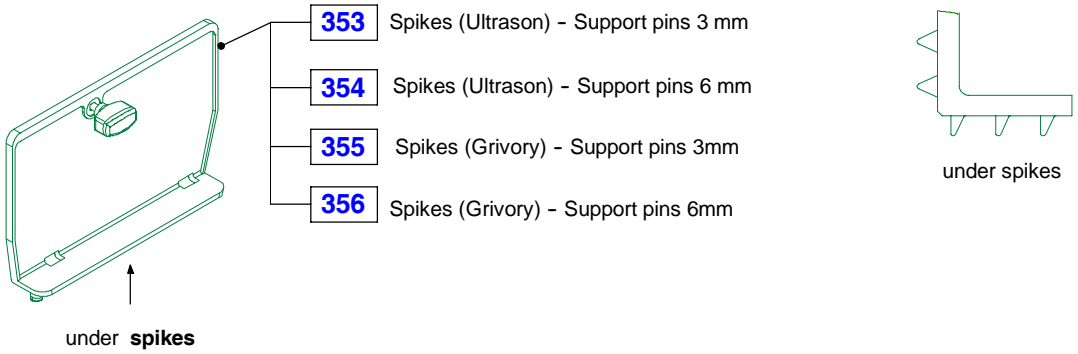
Sharpener

Sharpener, pre-mounted UVV

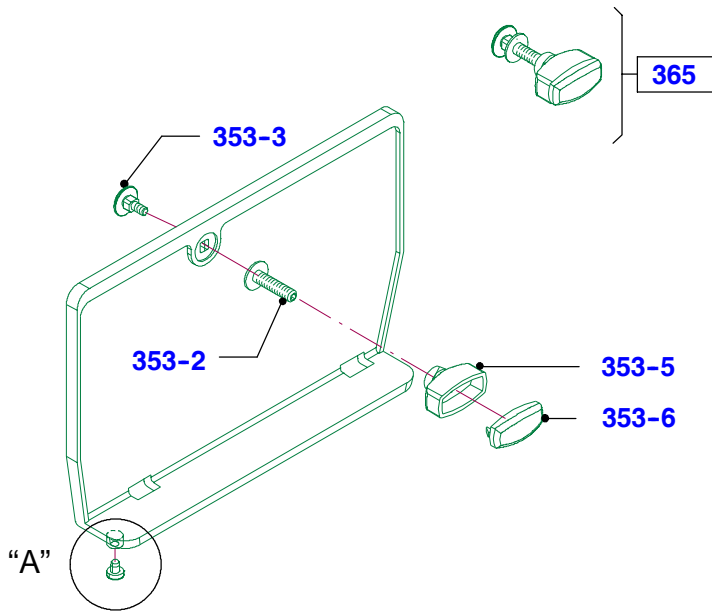


9905
 Paraliq GA 343
 ☞ to grease position
 160-1-7240 and
 160-1-7241

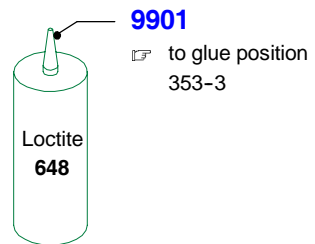
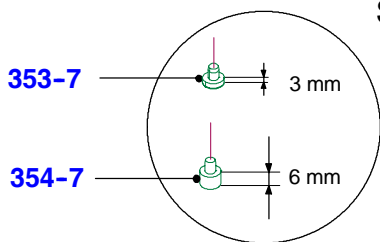
Remnant holder



4

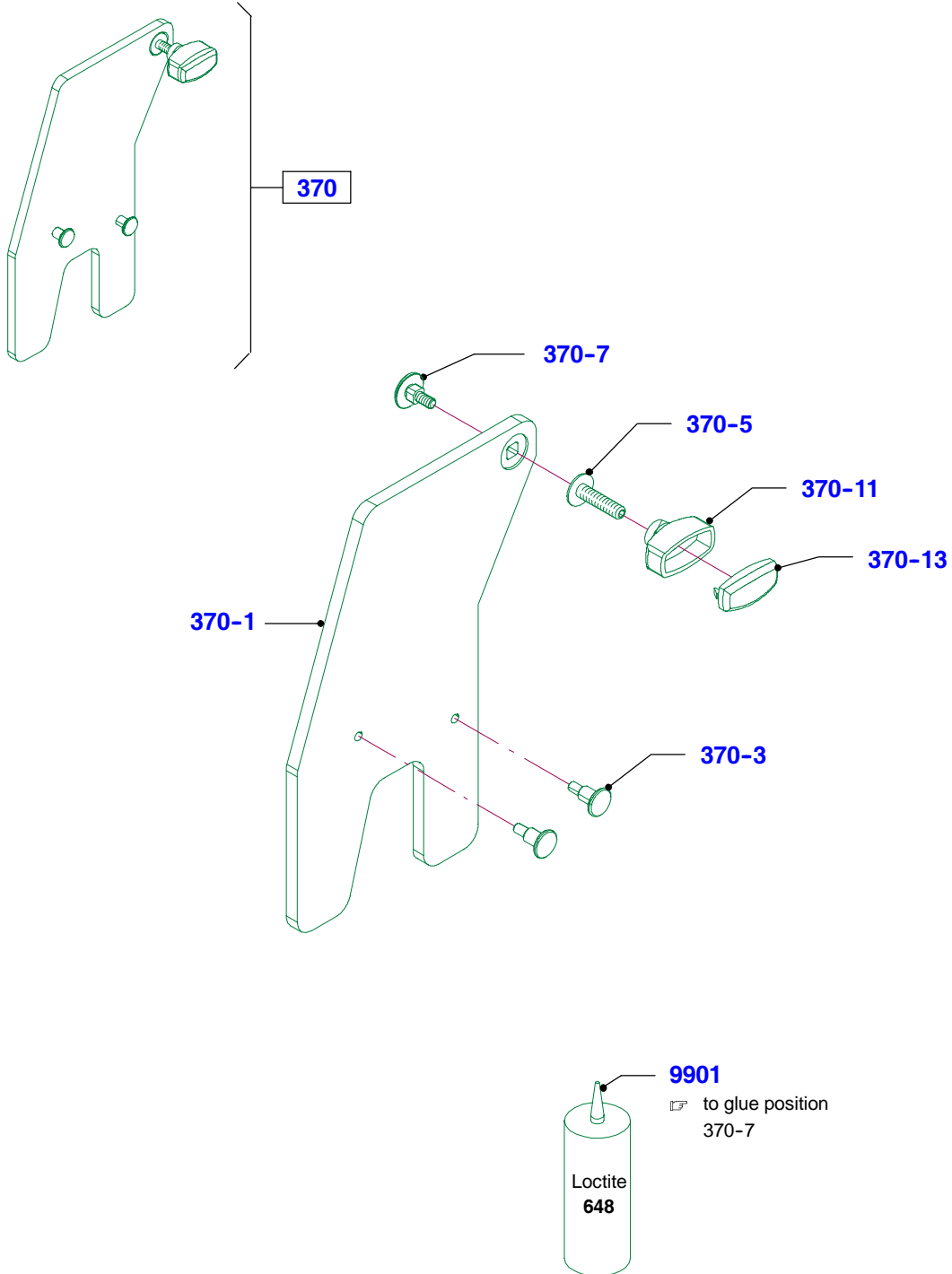


Version "A" Support pins



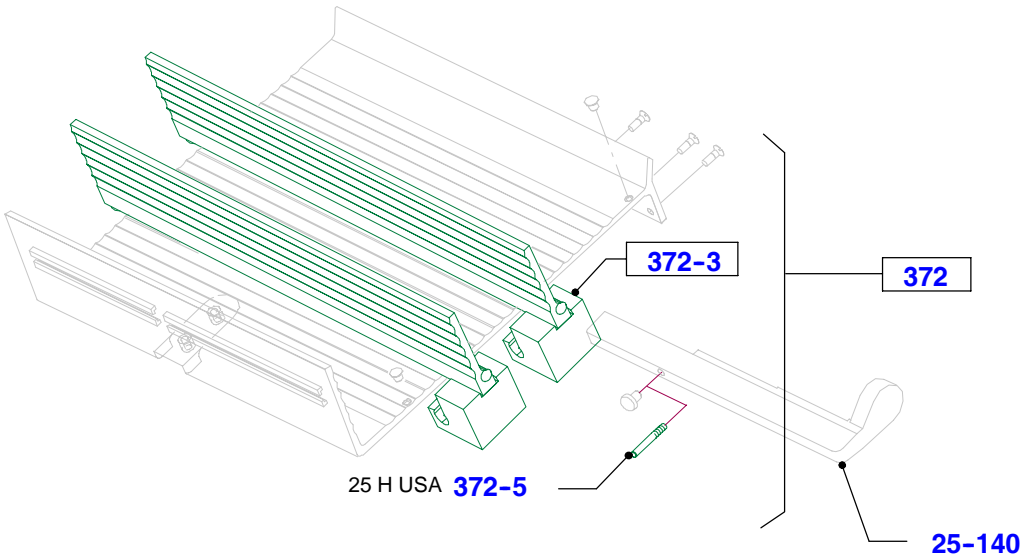
Remnant holder

Tomato guide remnant holder plate



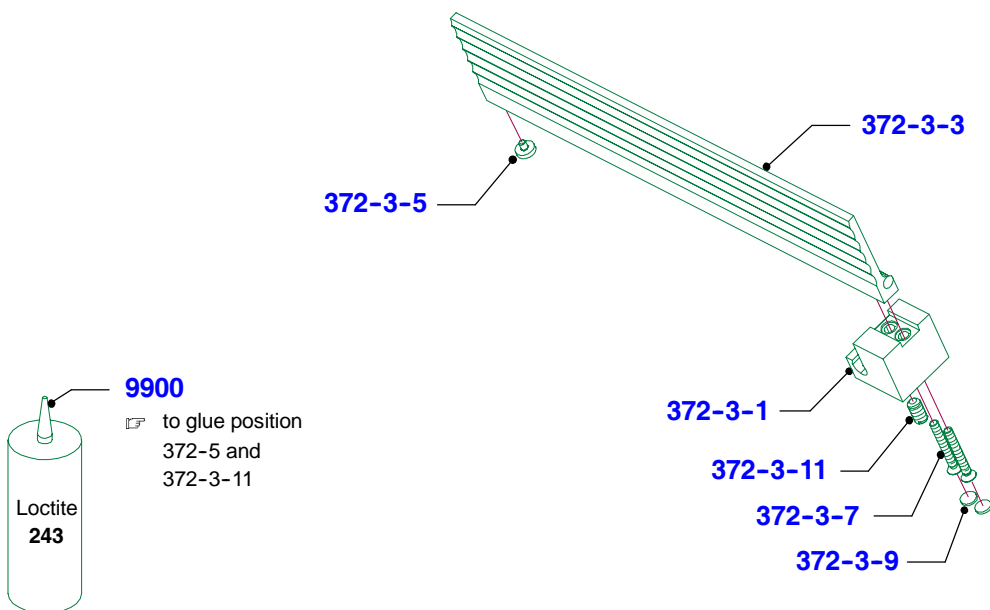
Product fixation

Tomato ruler



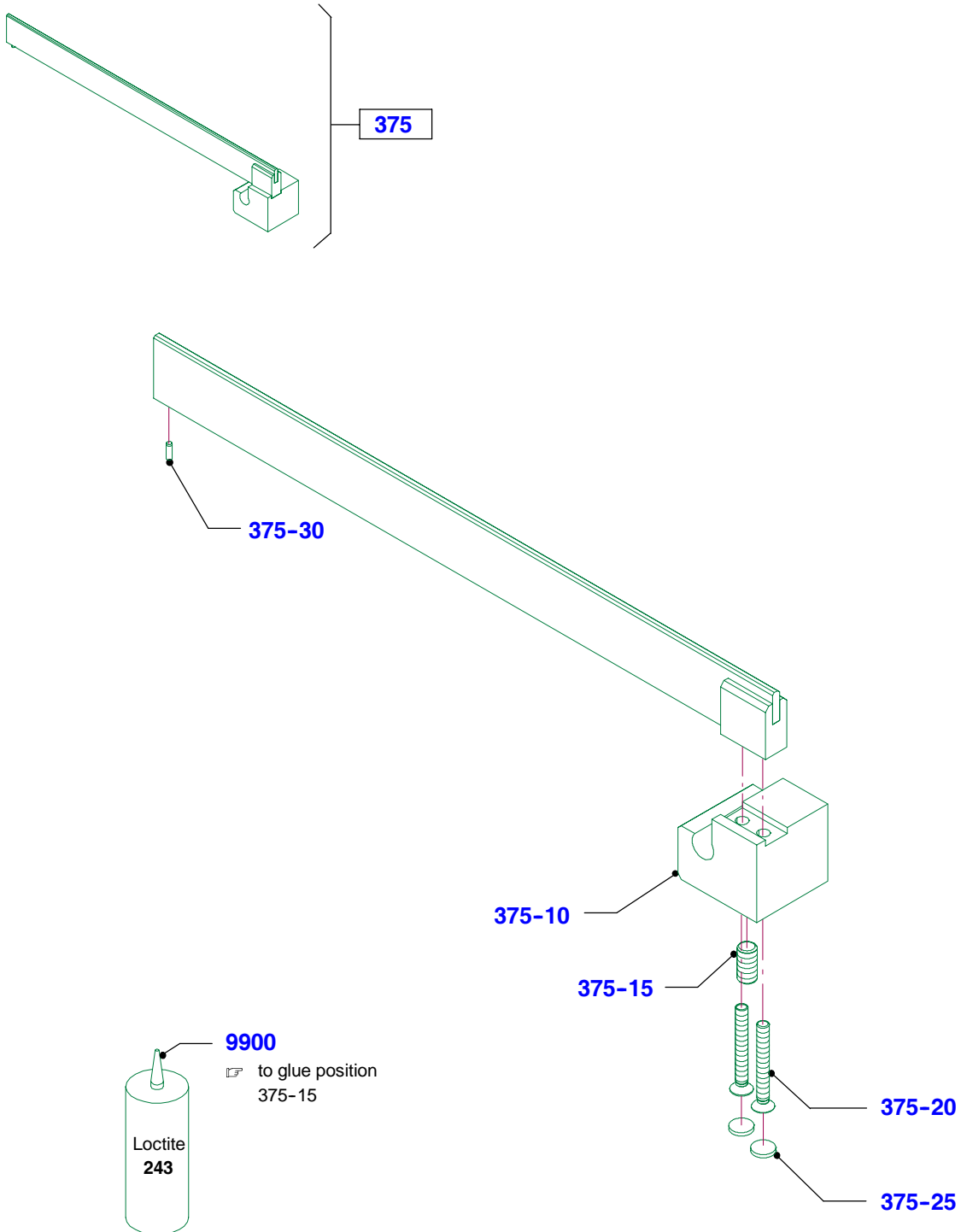
4

Slider with ruler



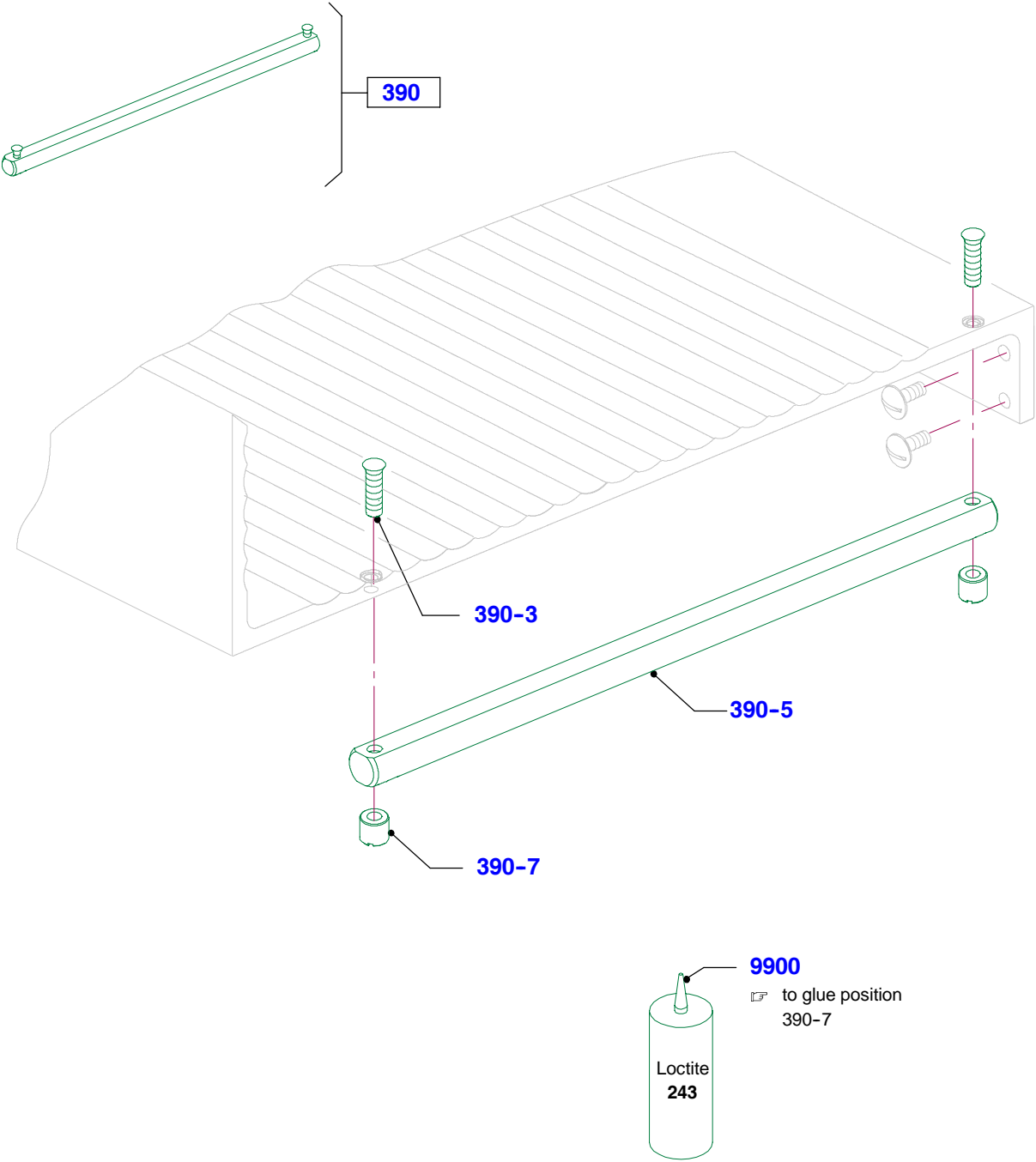
Product fixation

Ruler complete



Product fixation

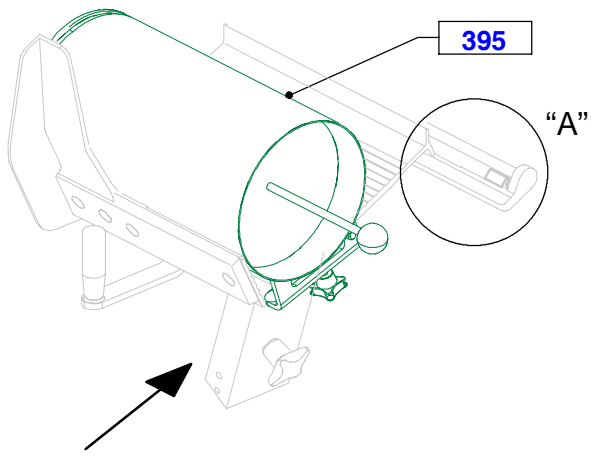
Retrofitting set - product fixation (Carriage 18° and 25°)



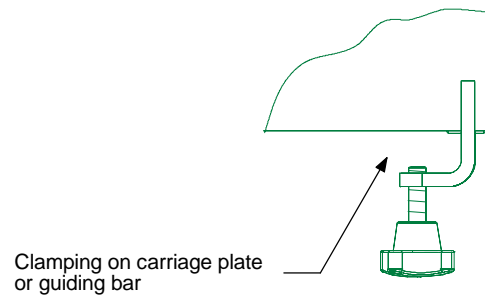
4

Product fixation

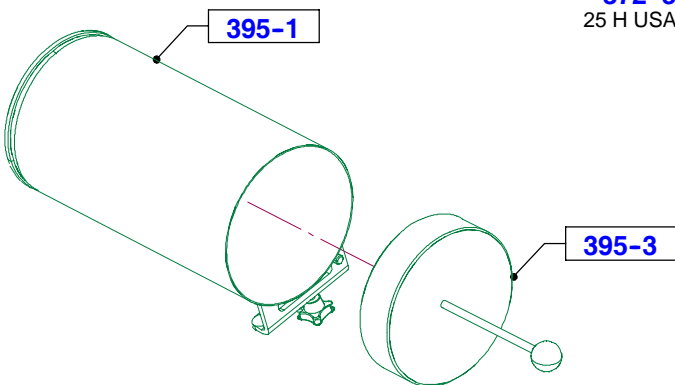
Vegetable chute and pusher



View "Z"

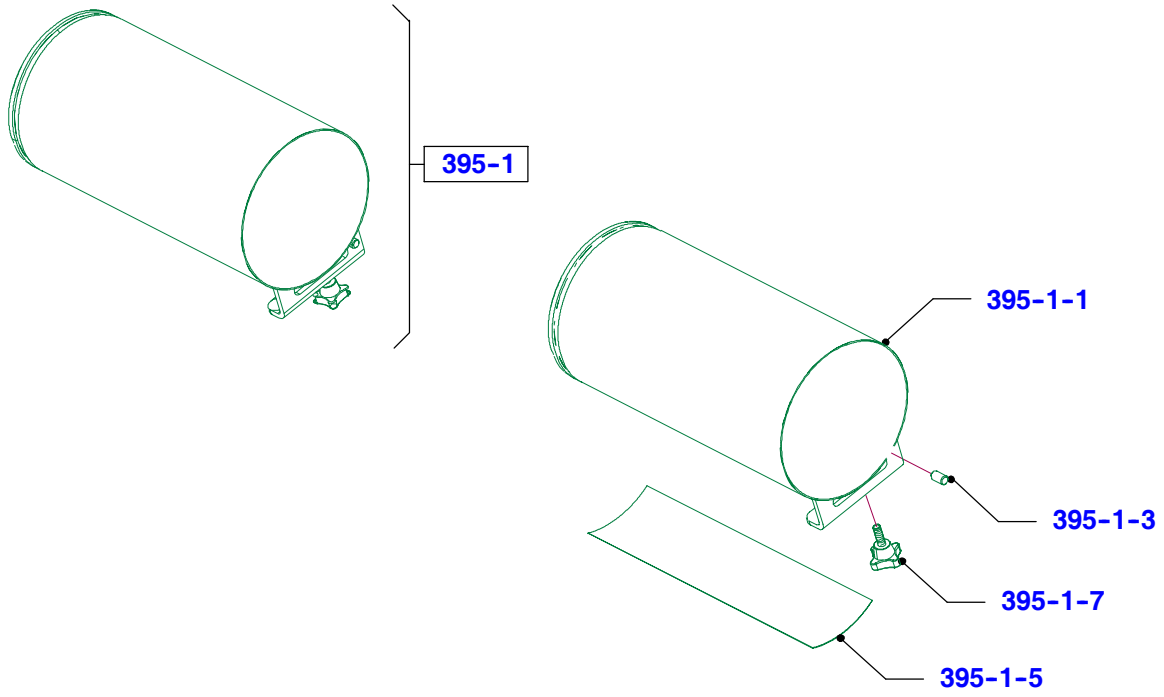


Detail "A"

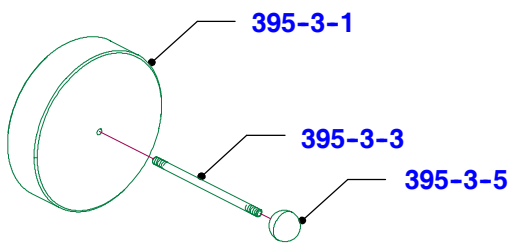
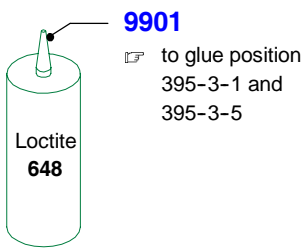
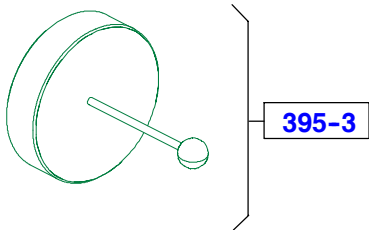


Product fixation

Vegetable chute



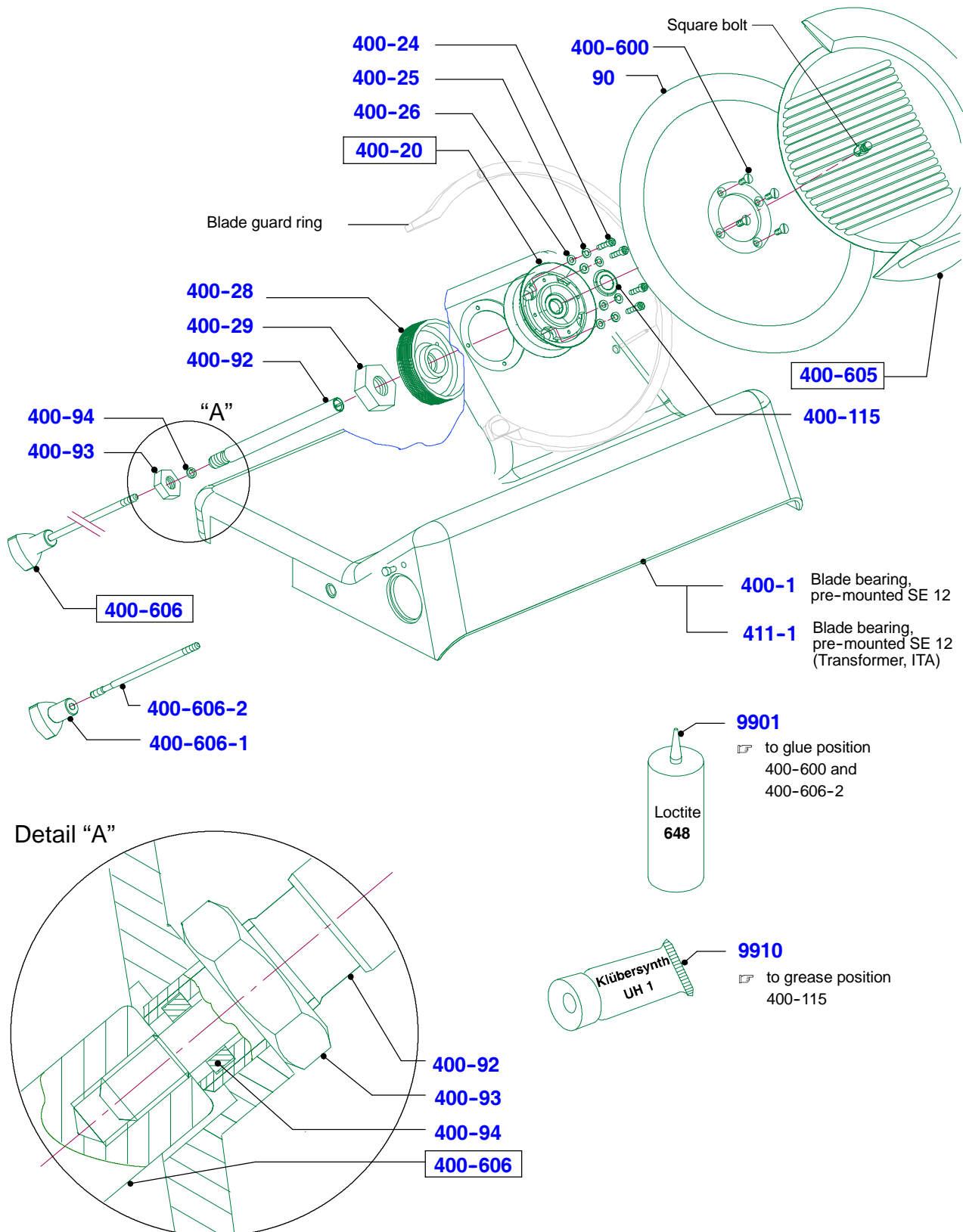
Pusher



4

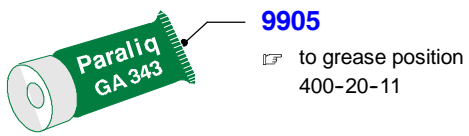
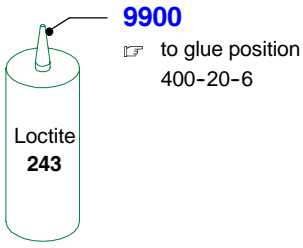
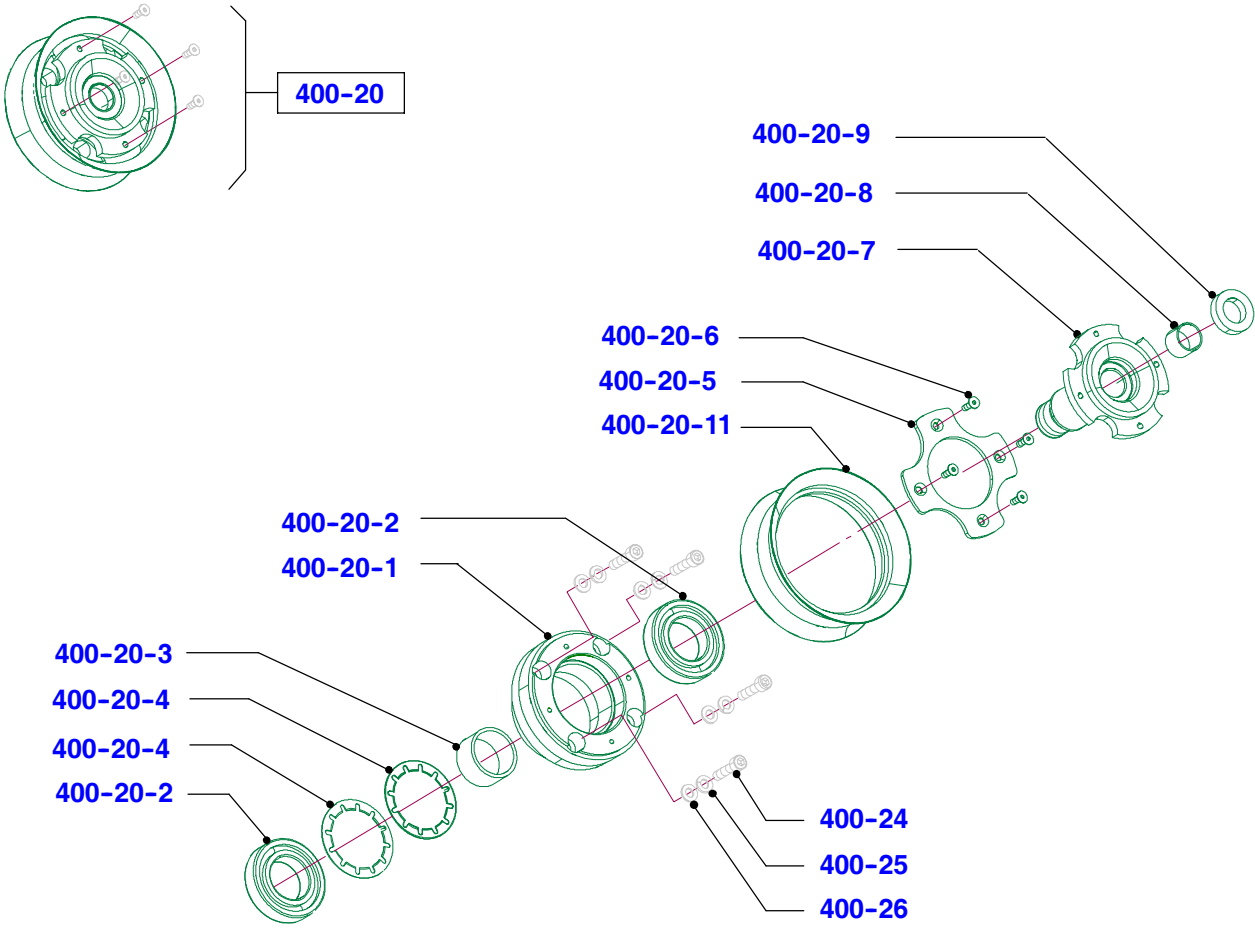
Basic parts

Blade bearing pre mounted SE 12 and accessories, for centrally fastened blade cover, up to device-no. 10498129



Basic parts

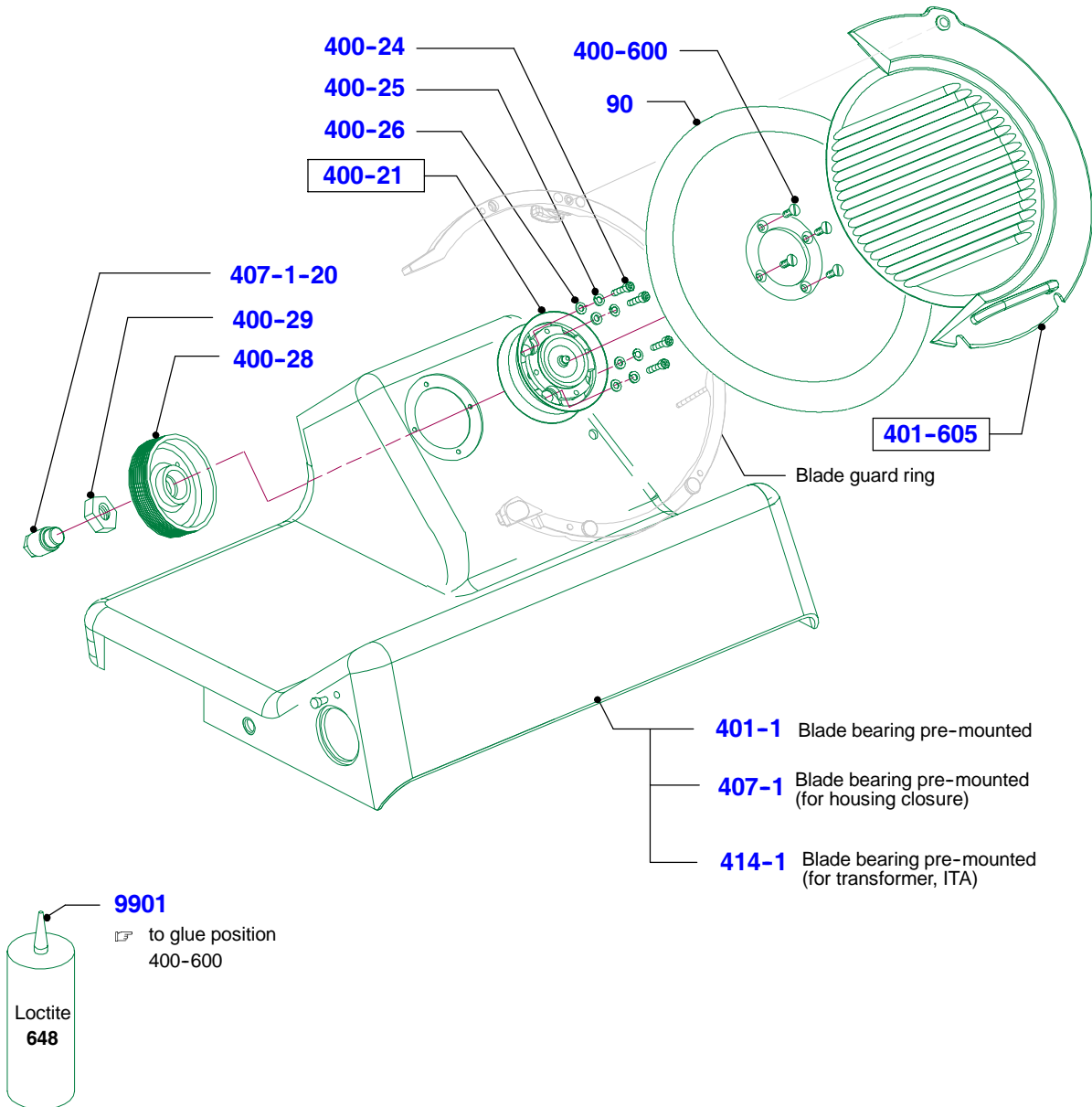
Blade bearing pre mounted SE 12, for centrally fastened blade cover,
up to device-no. 10498129



4

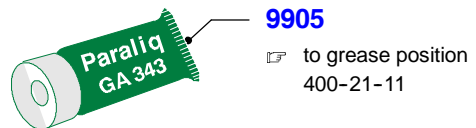
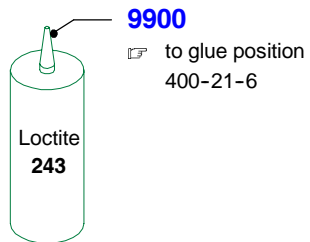
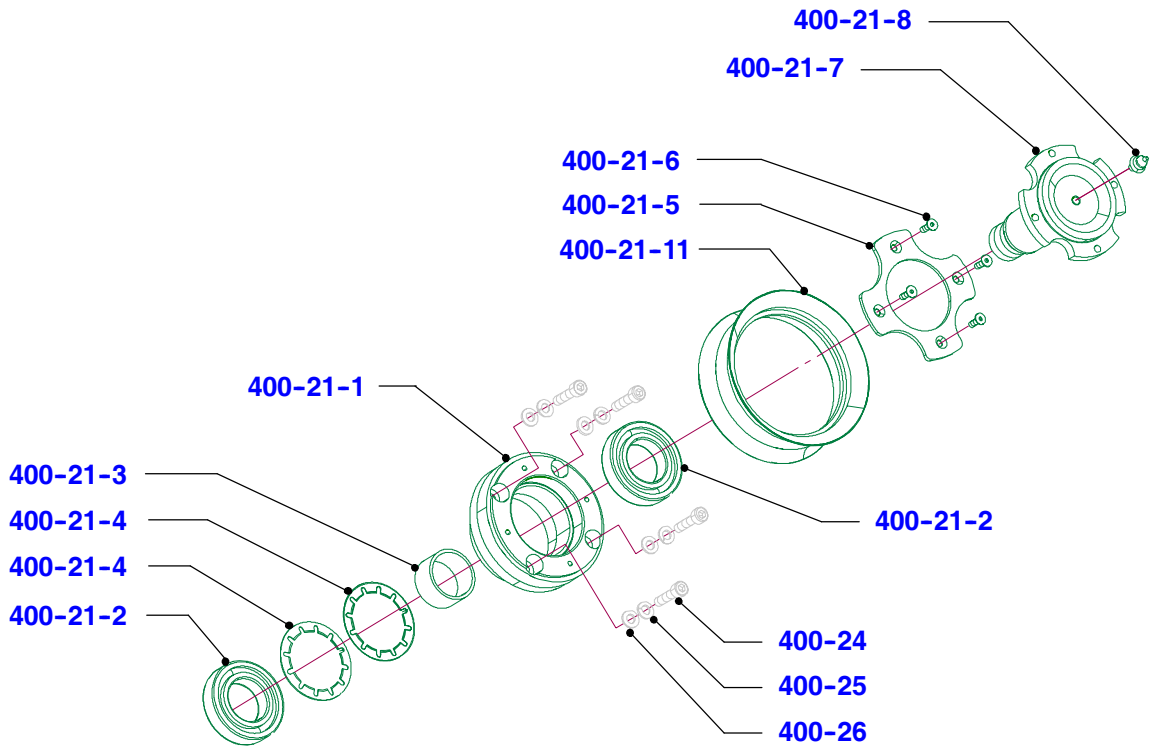
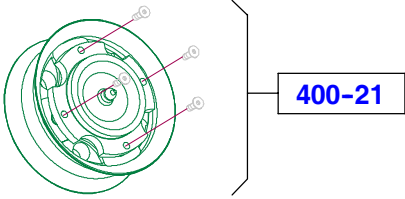
Basic parts

Blade bearing pre mounted and accessories, for decentrally fastened blade cover from device-no. 10498130



Basic parts

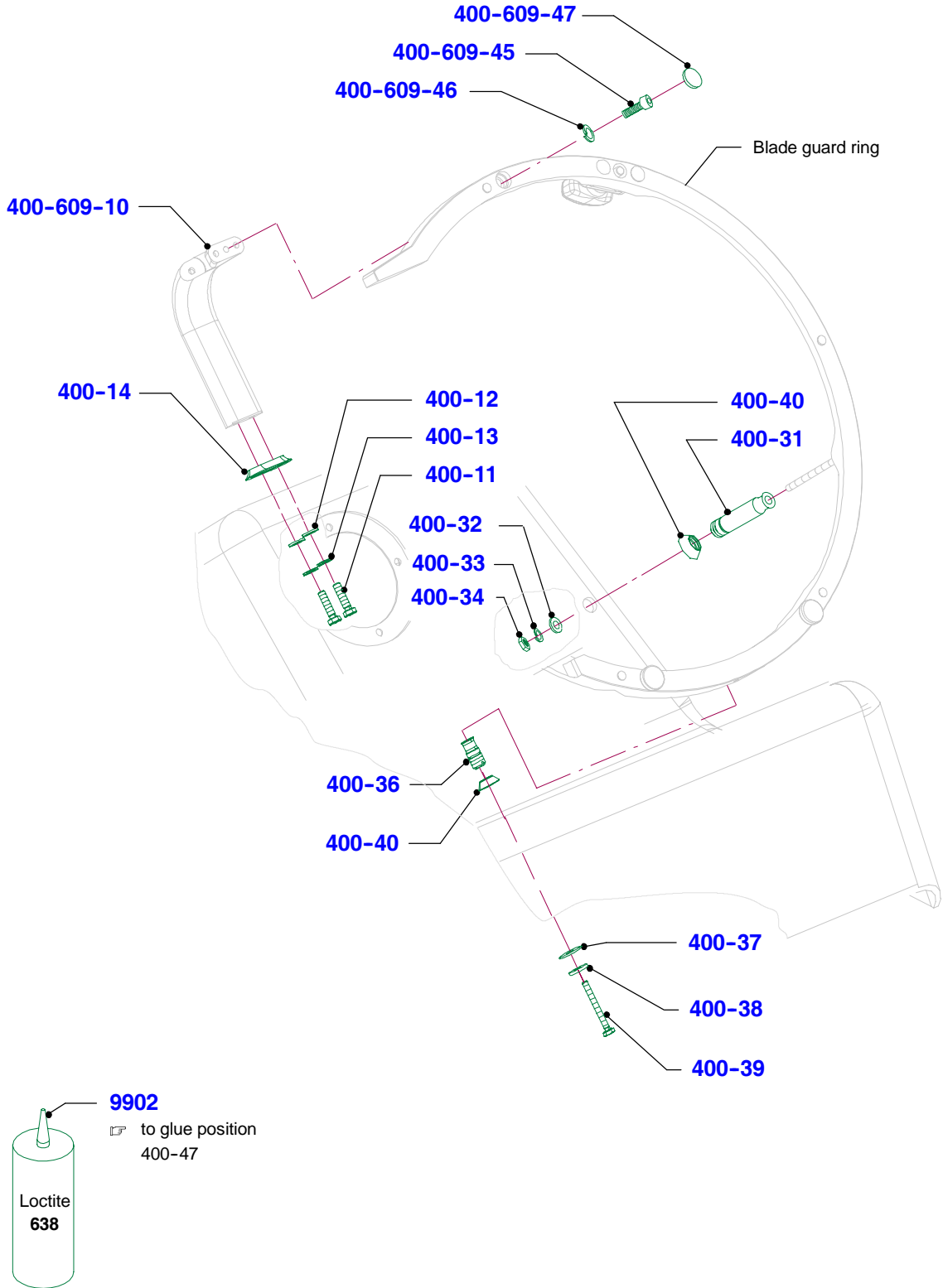
Blade bearing pre mounted, for **decentrally** fastened blade cover from device-no. 10498130



4

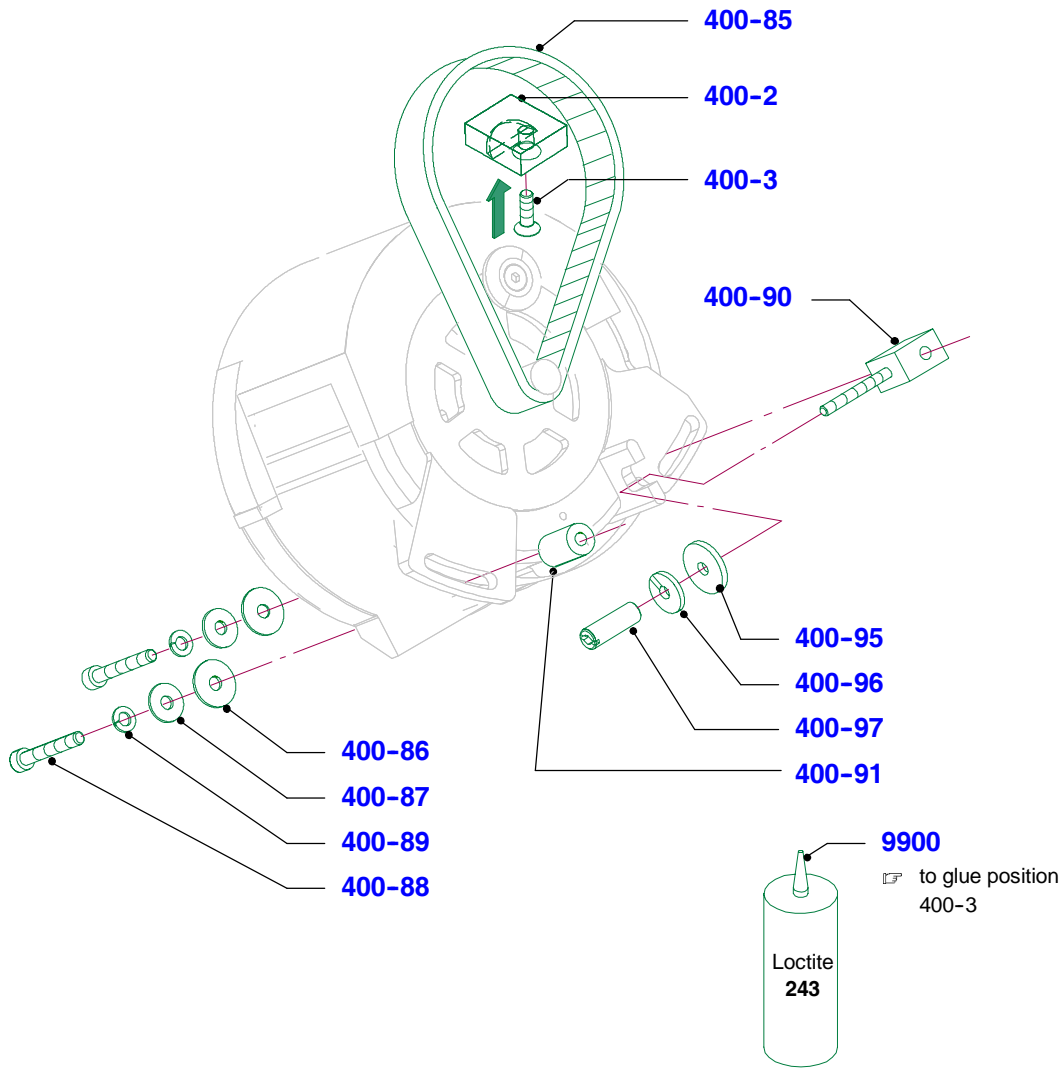
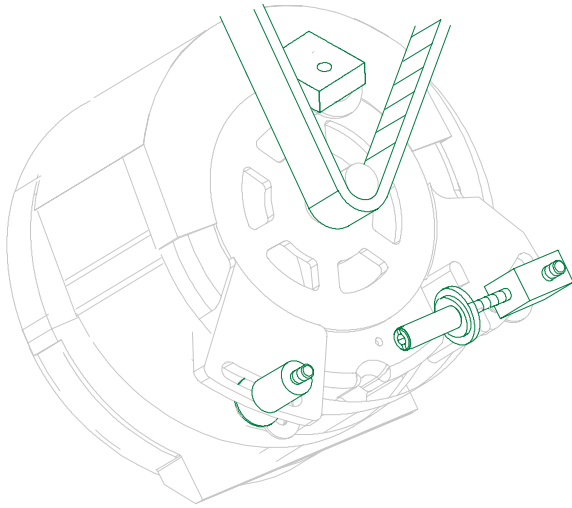
Basic parts

Support for blade guard ring and deflector plastic



Basic parts

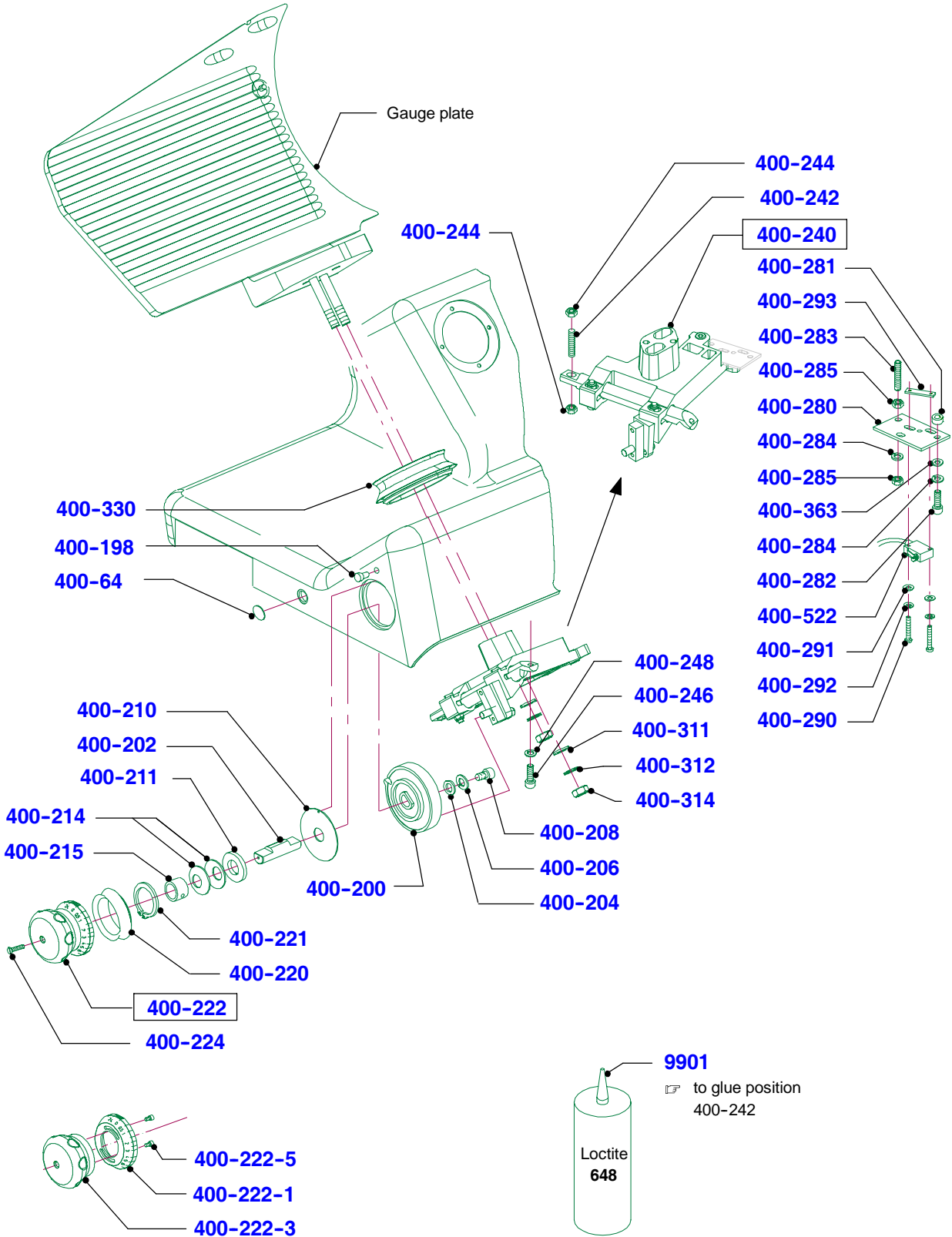
Motor fastening and belt tension



4

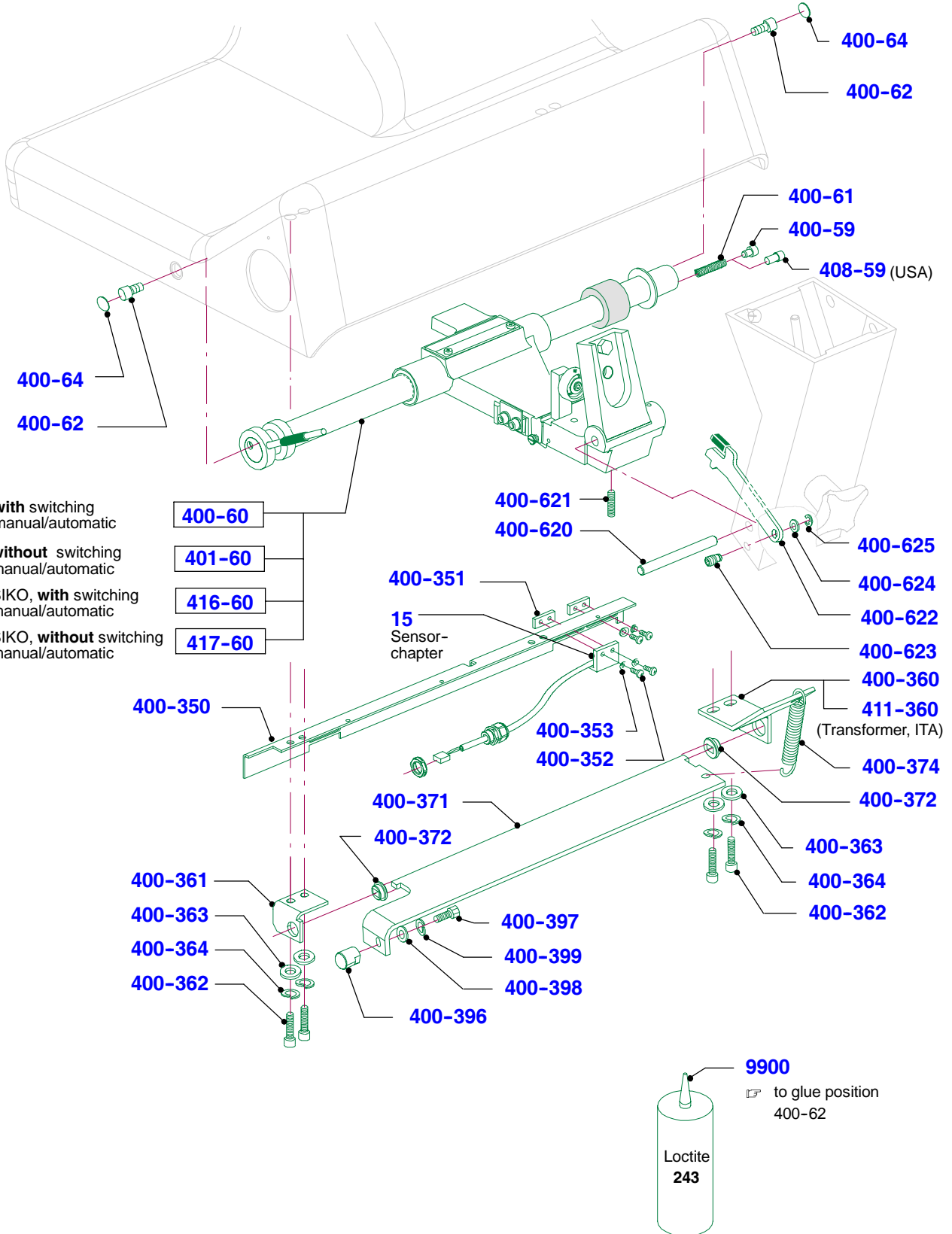
Basic parts

Rotary knob and bearing bracket



Basic parts

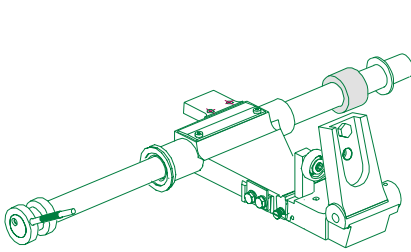
Carriage guide, rail, angle and locking device



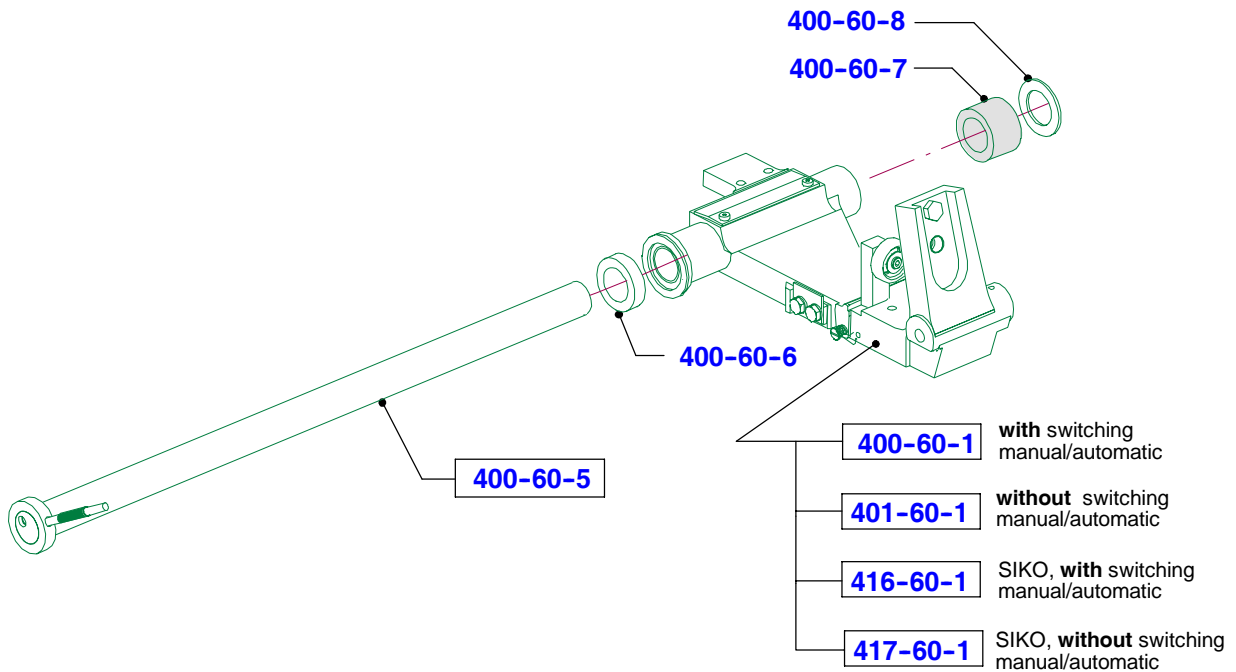
4

Basic parts

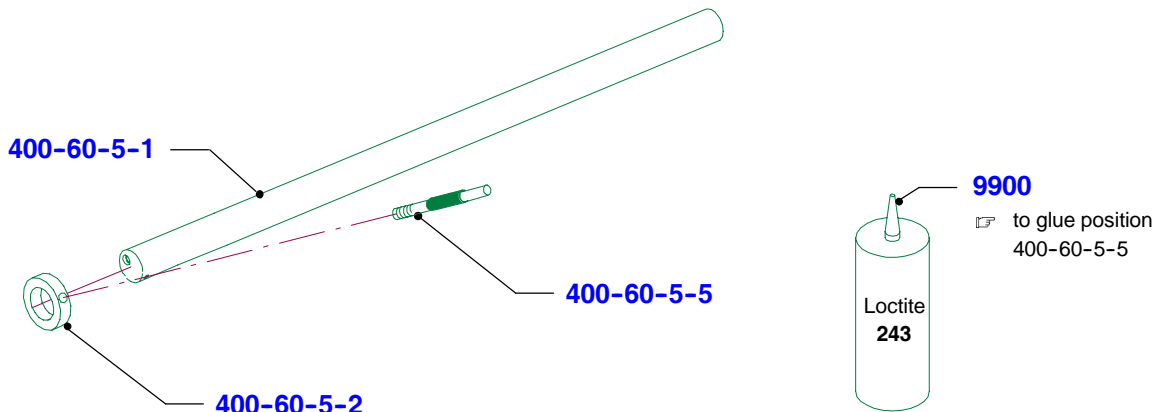
Carriage guide complete, standard



- 400-60** with switching manual/automatic
- 401-60** without switching manual/automatic
- 416-60** SIKO, with switching manual/automatic
- 417-60** SIKO, without switching manual/automatic

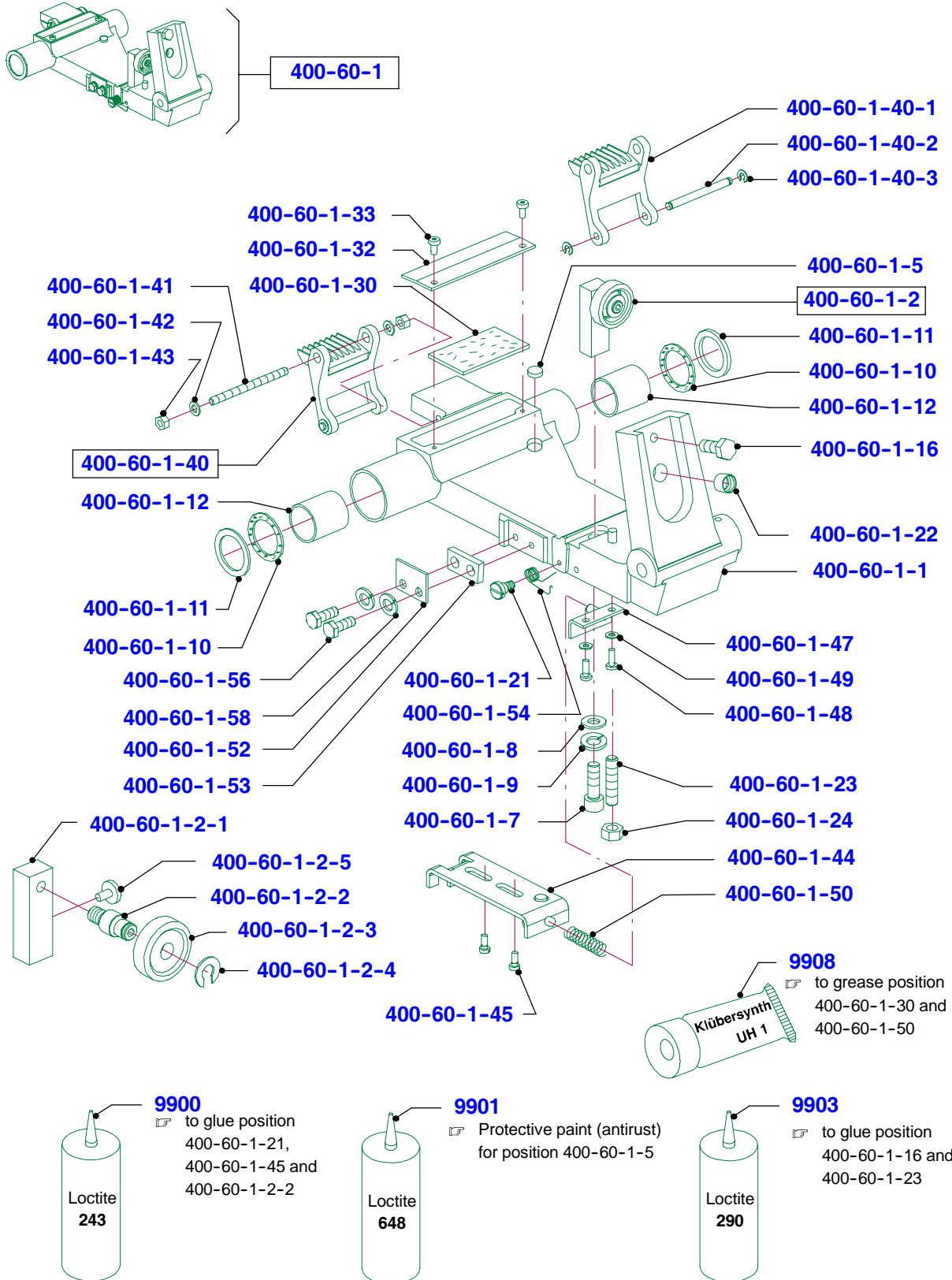


Carriage shaft pre-mounted



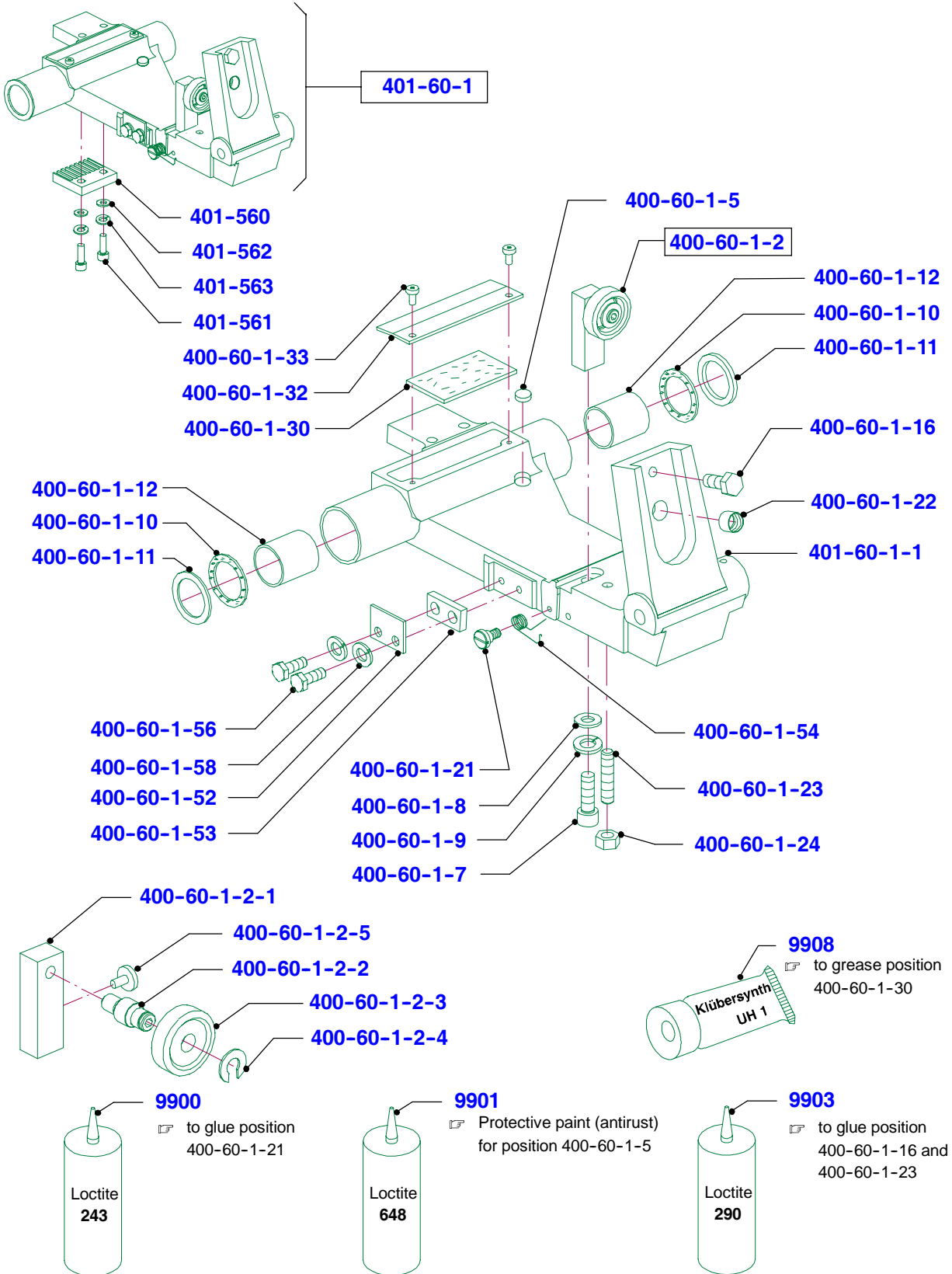
Basic parts

Carriage guide pre-mounted (with switching manual/automatic)
up to device-no. 10361573



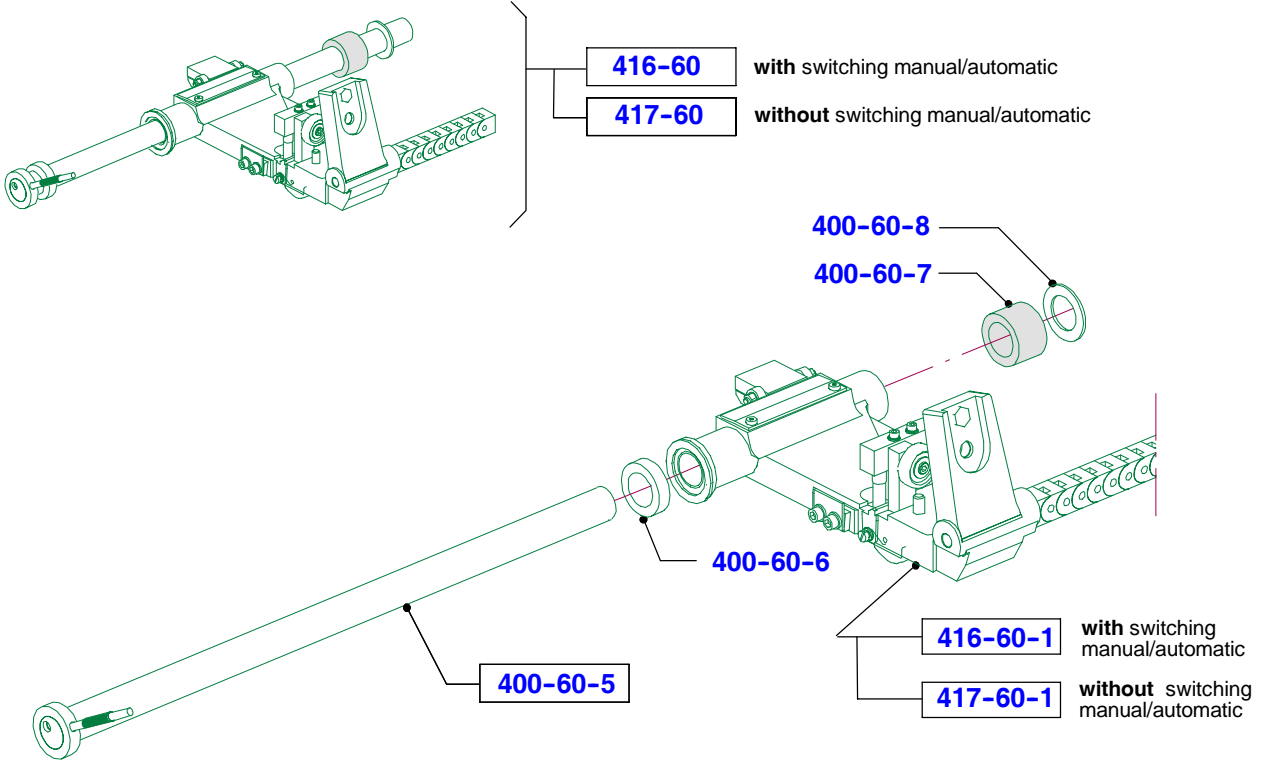
Basic parts

Carriage guide pre-mounted (without switching manual/automatic)
from device-no. 10361574



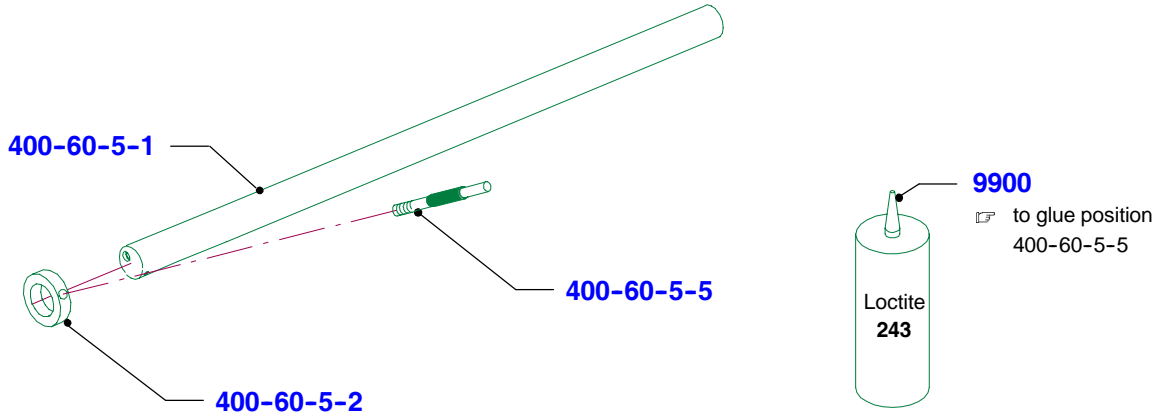
Basic parts

Carriage guide complete, SIKO



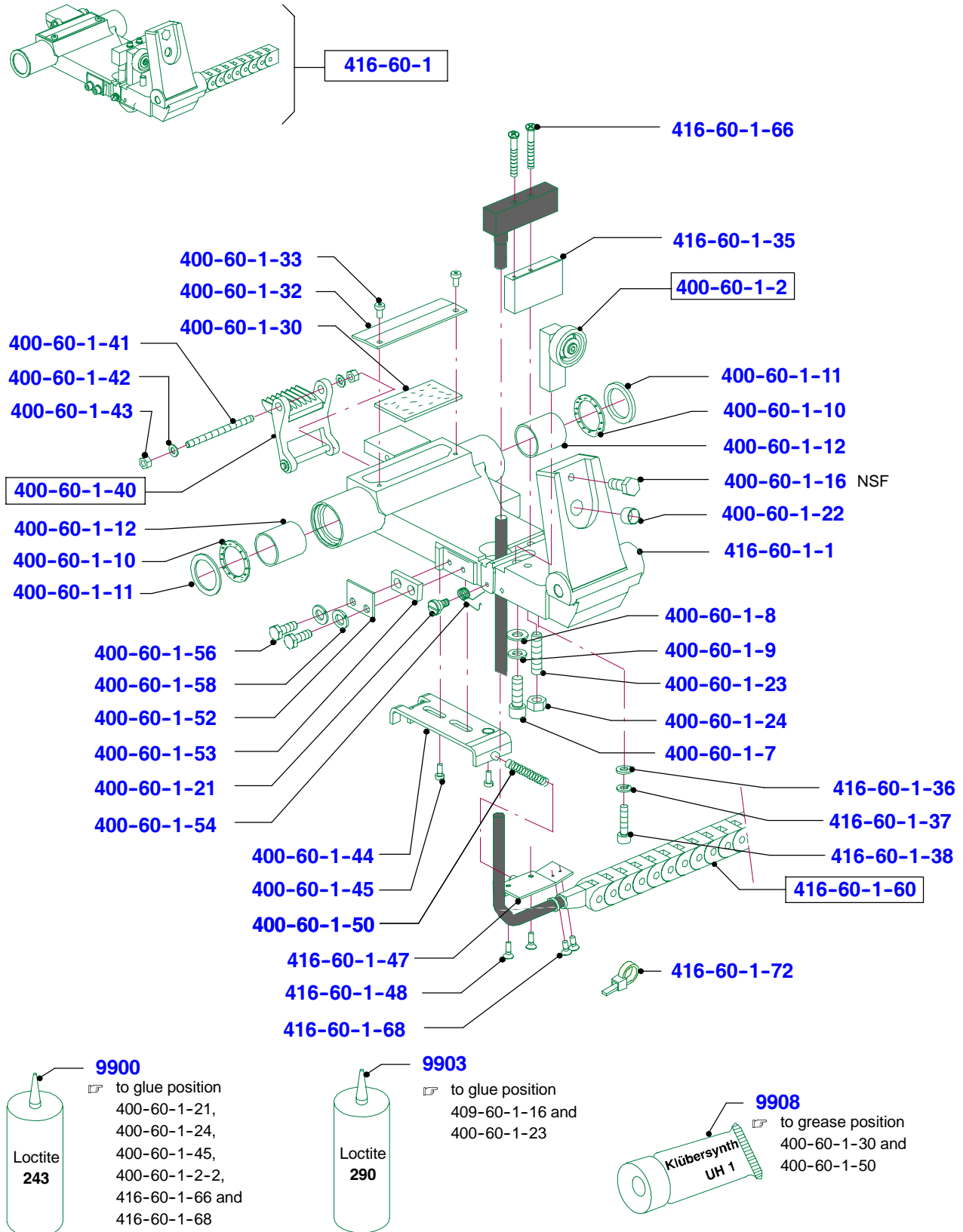
4

Carriage shaft pre-mounted



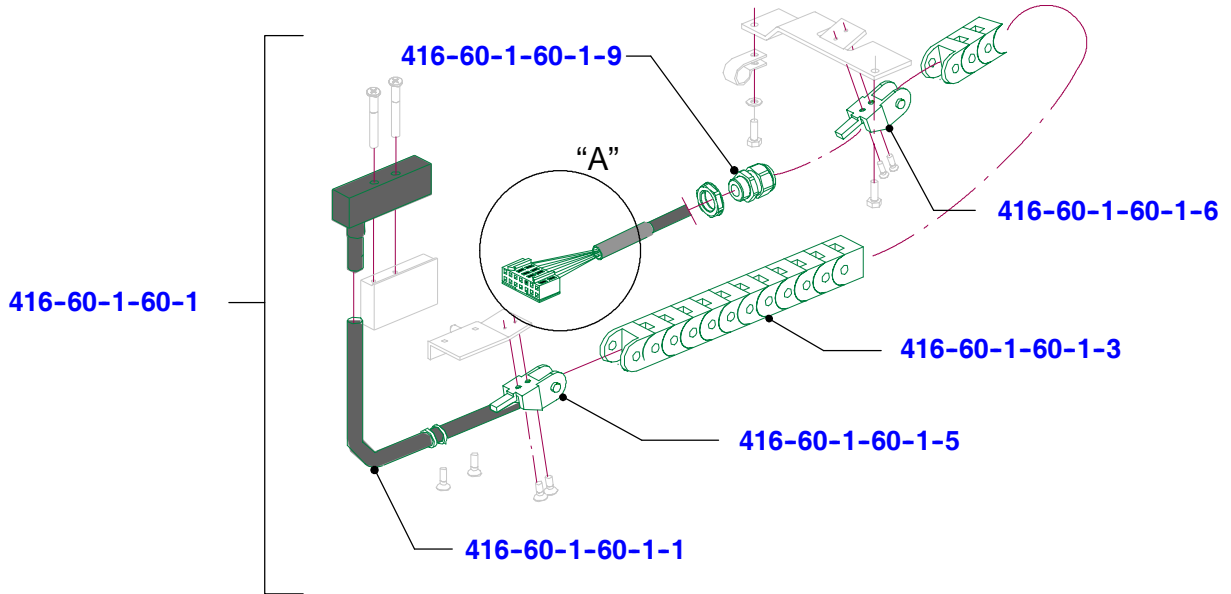
Basic parts

Carriage guide pre-mounted, SIKO (with switching manual/automatic)

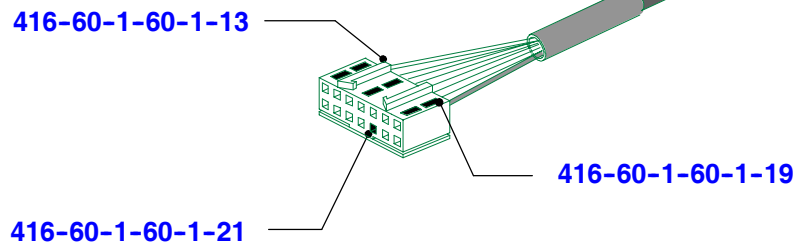


Basic parts

Towing cable SIKO SE12D 120V

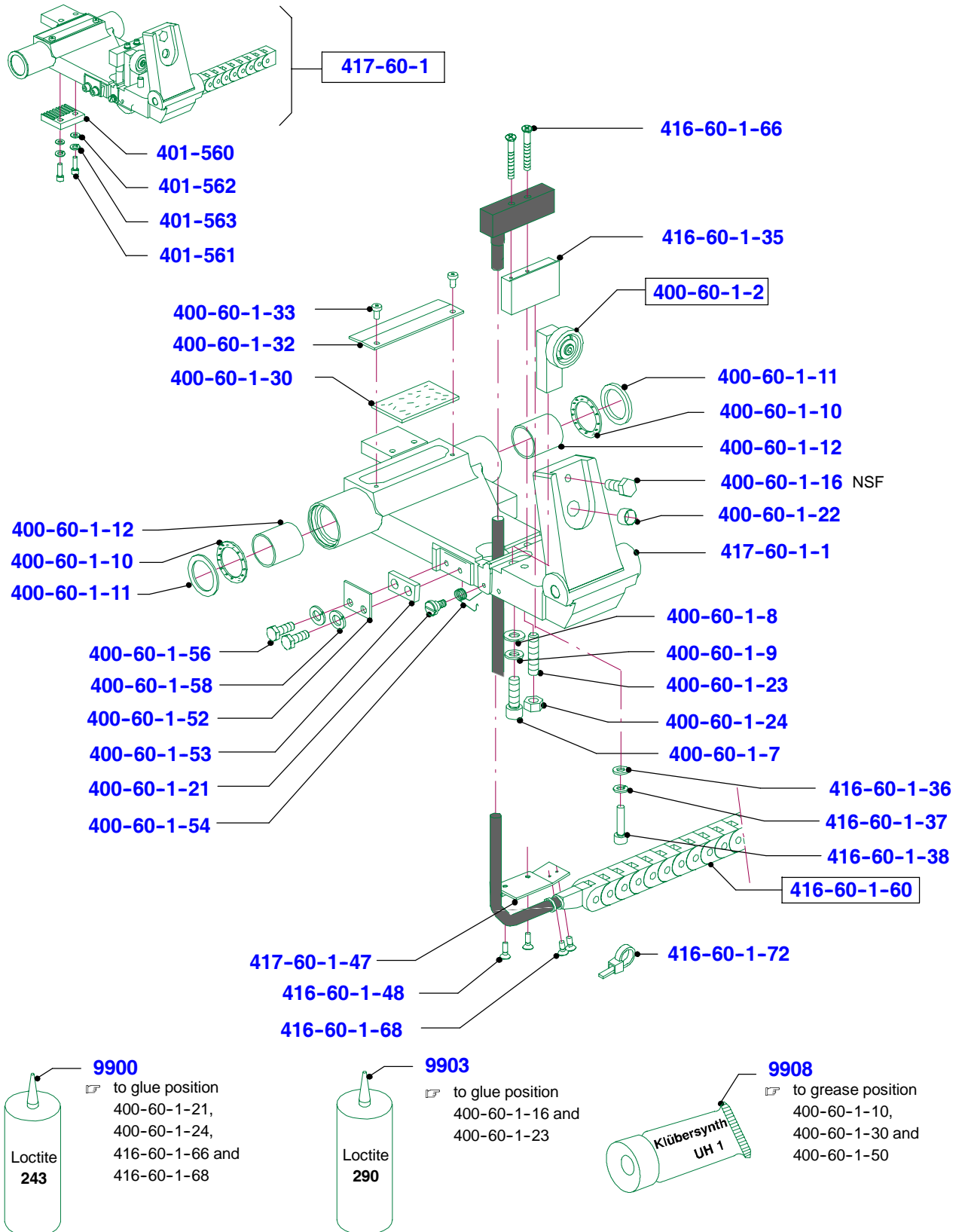


Detail "A"



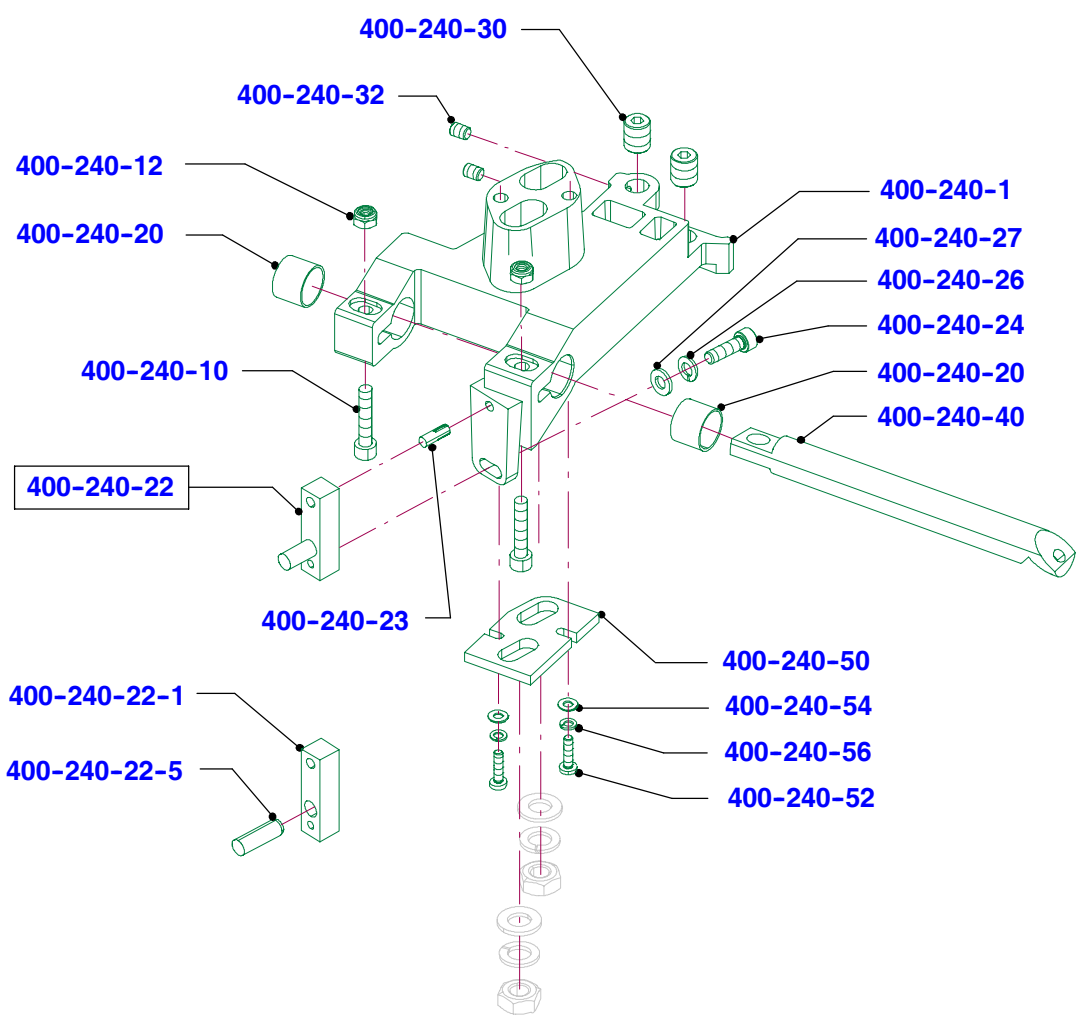
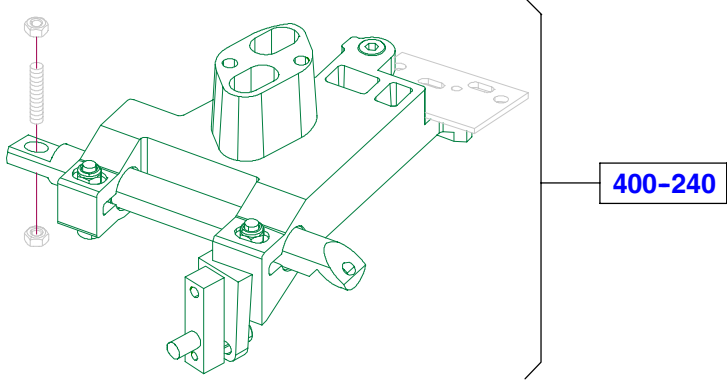
Basic parts

Carriage guide pre-mounted, SIKO (without switching manual/automatic)



Basic parts

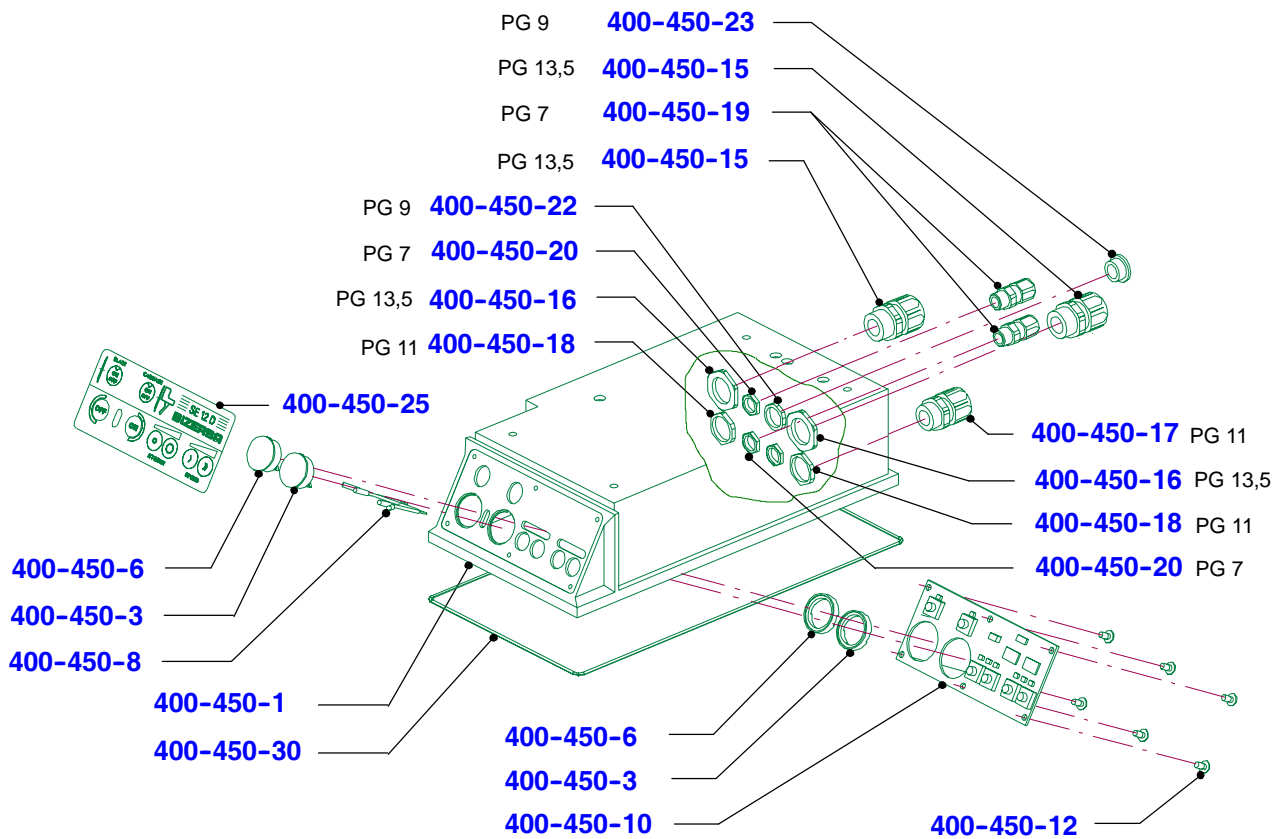
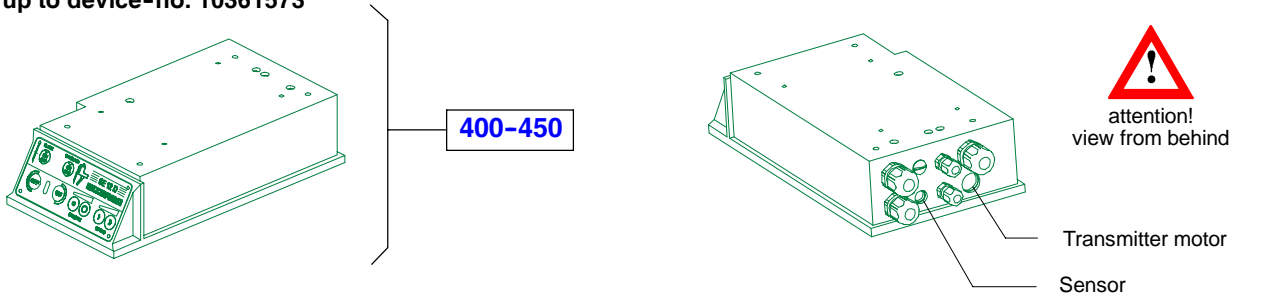
Bearing bracket, pre-mounted



4

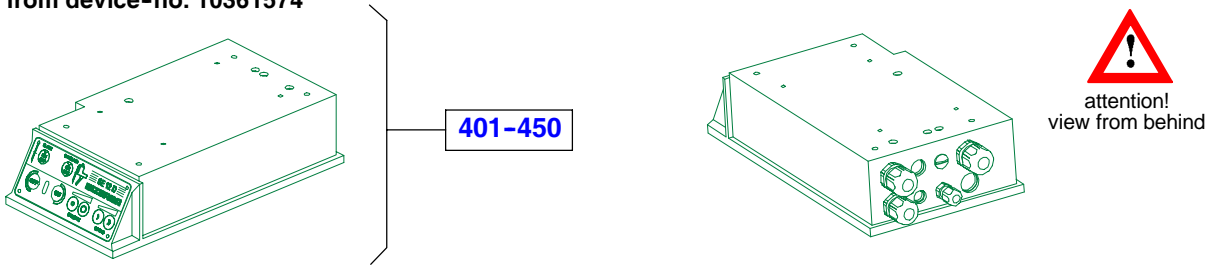
Basic parts

Housing pre-mounted (with switching manual/automatic)
up to device-no. 10361573



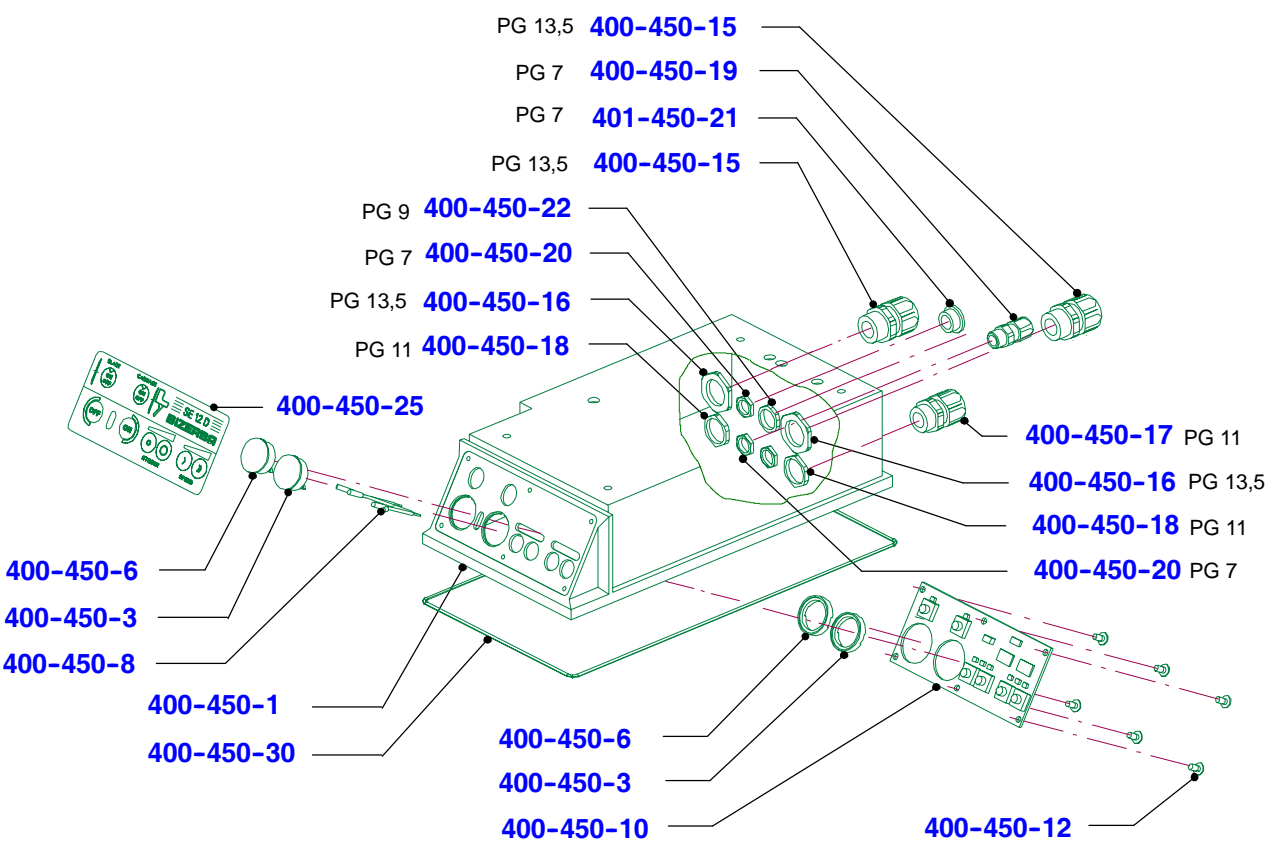
Basic parts

Housing pre-mounted (without switching manual/automatic)
from device-no. 10361574



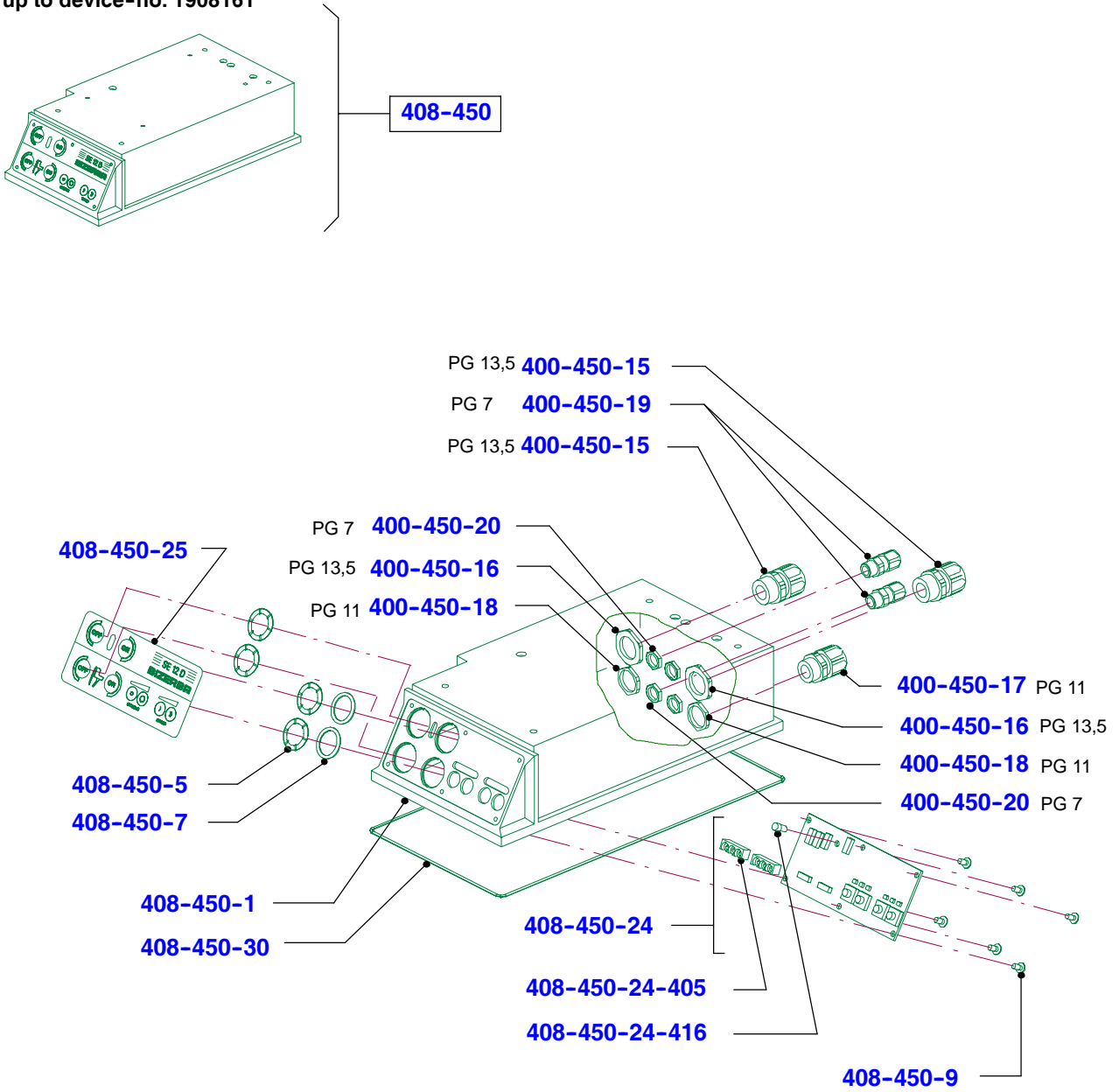
401-450

4



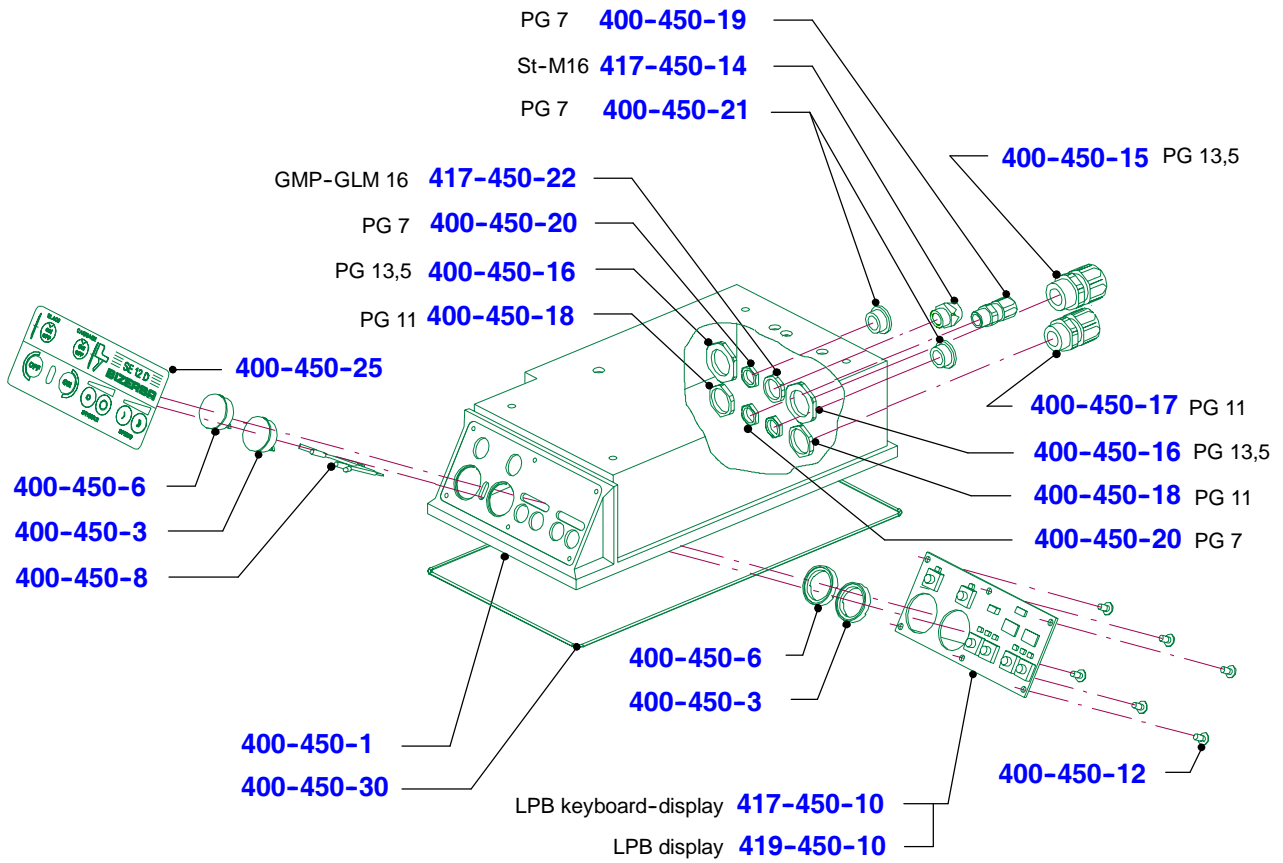
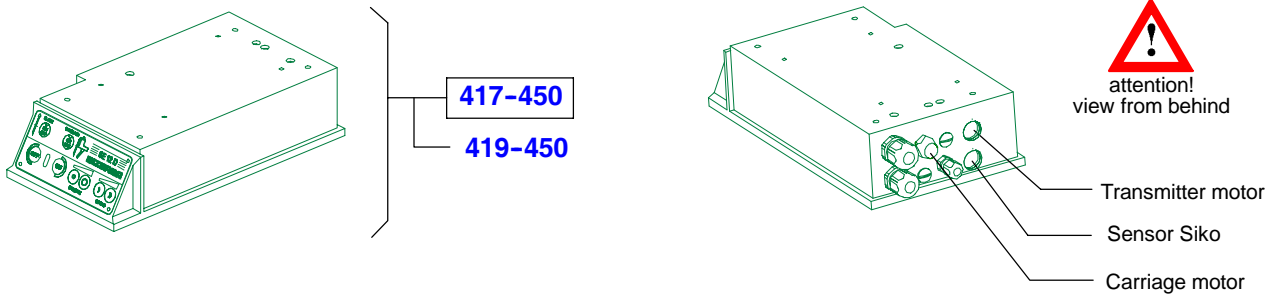
Basic parts

Housing pre-mounted + blade deactivation SE 12 - D 120 (USA)
up to device-no. 1908161



Basic parts

Housing pre-mounted - SIKO (without switching manual/automatic)

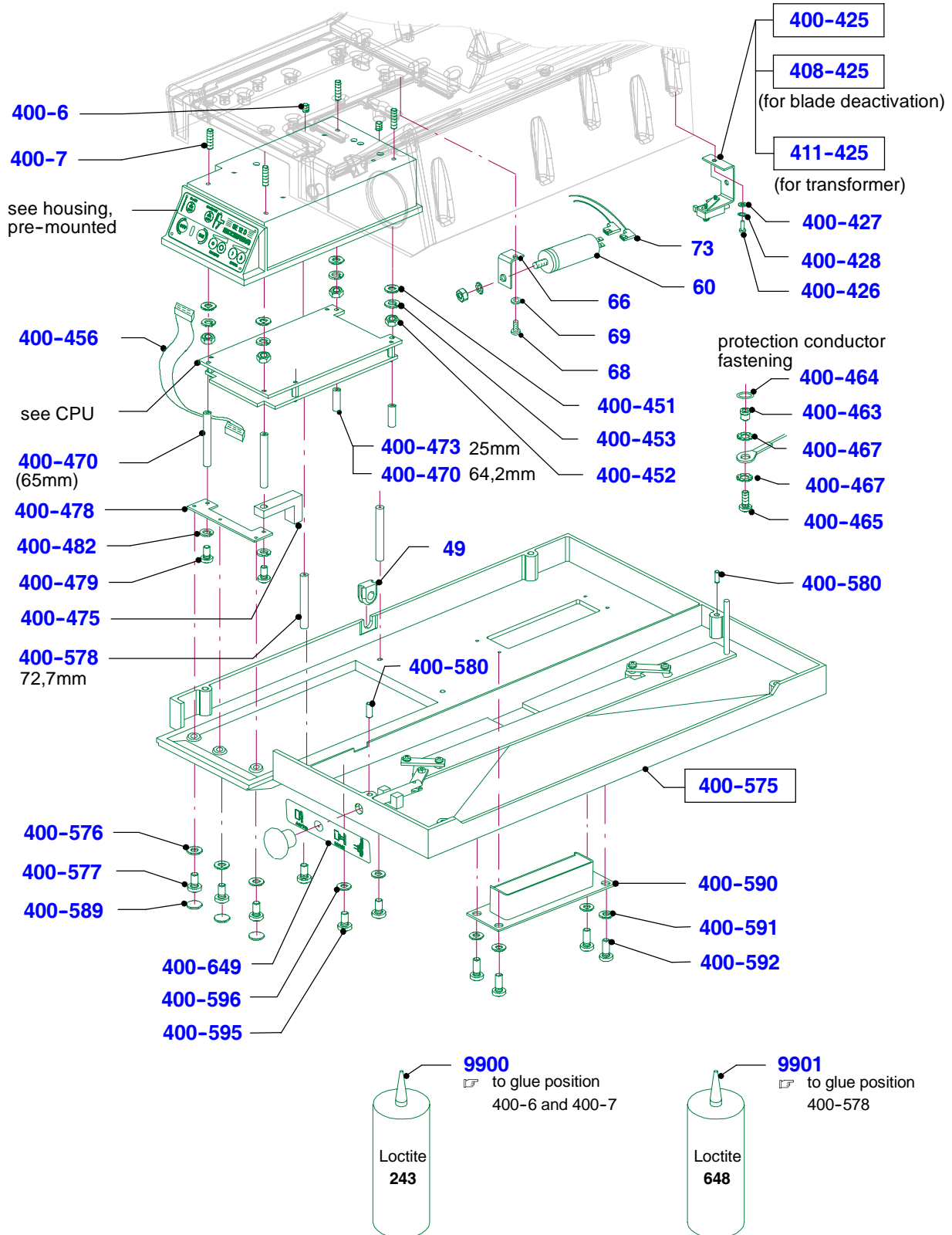


Basic parts

Baseplate mounted, (with switching manual/automatic), capacitor and accessories

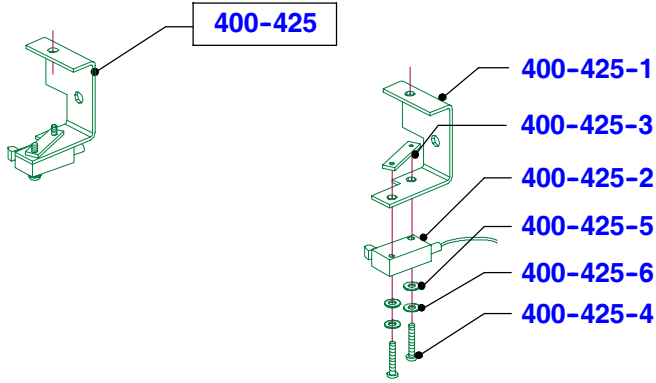
-up to device-no. 10361573

-up to device-no. 1908161 at blade deactivation, USA

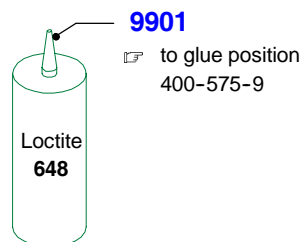
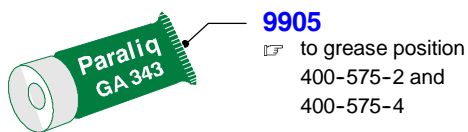
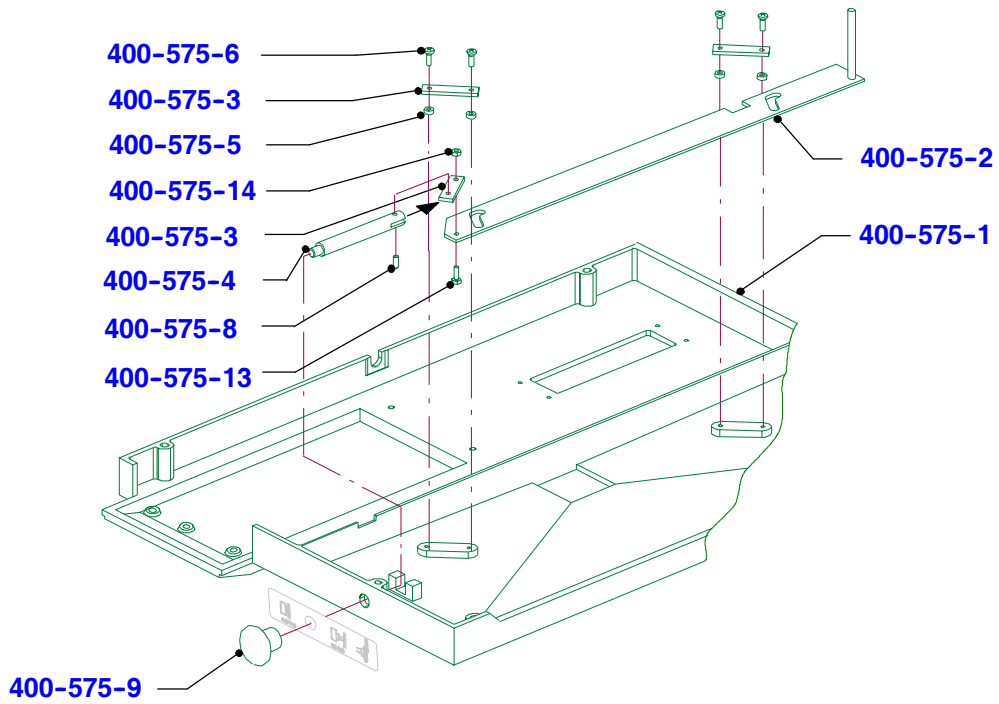


Basic parts

Switch angle mounted

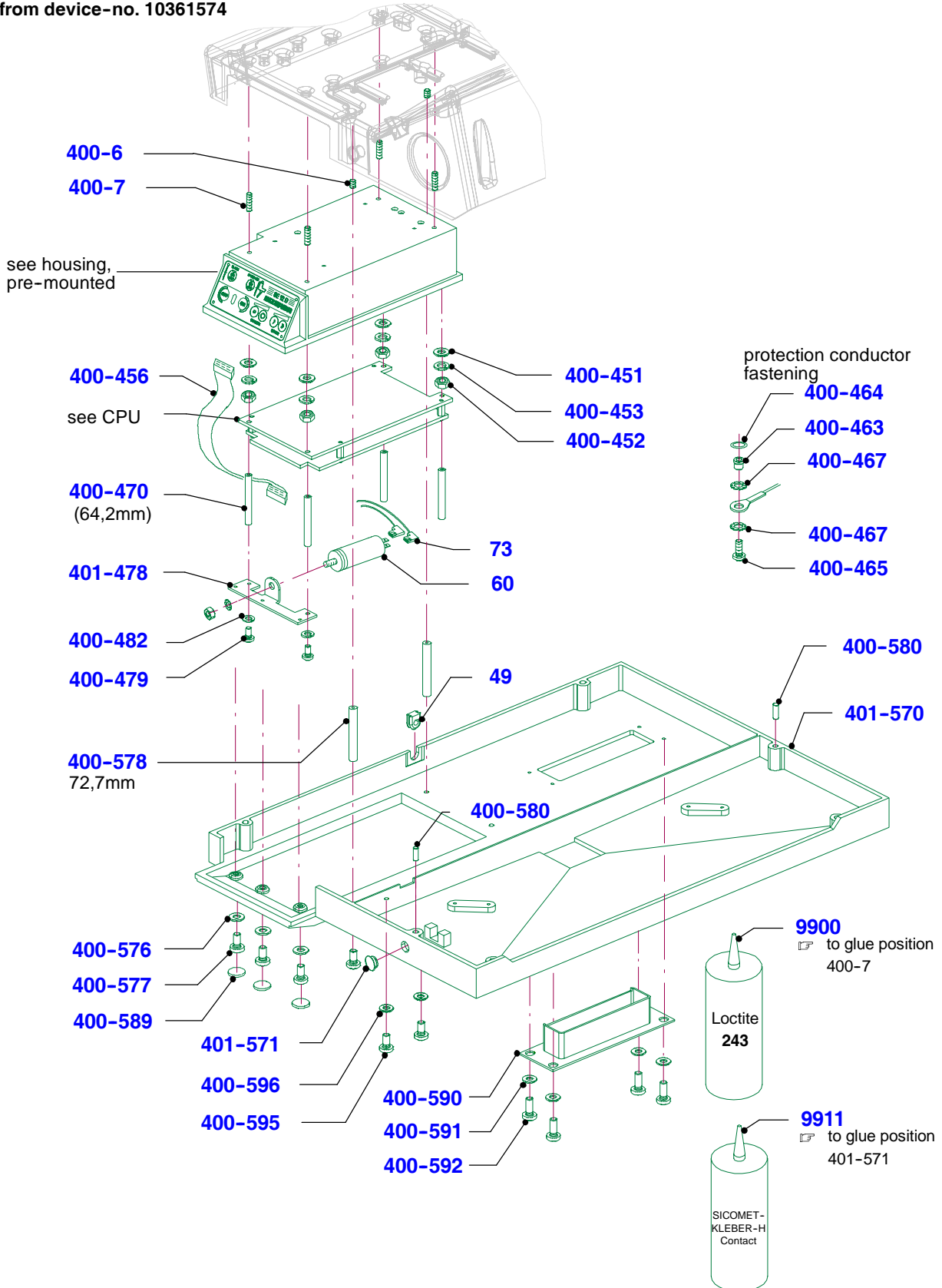


Baseplate mounted (with switching manual/automatic)



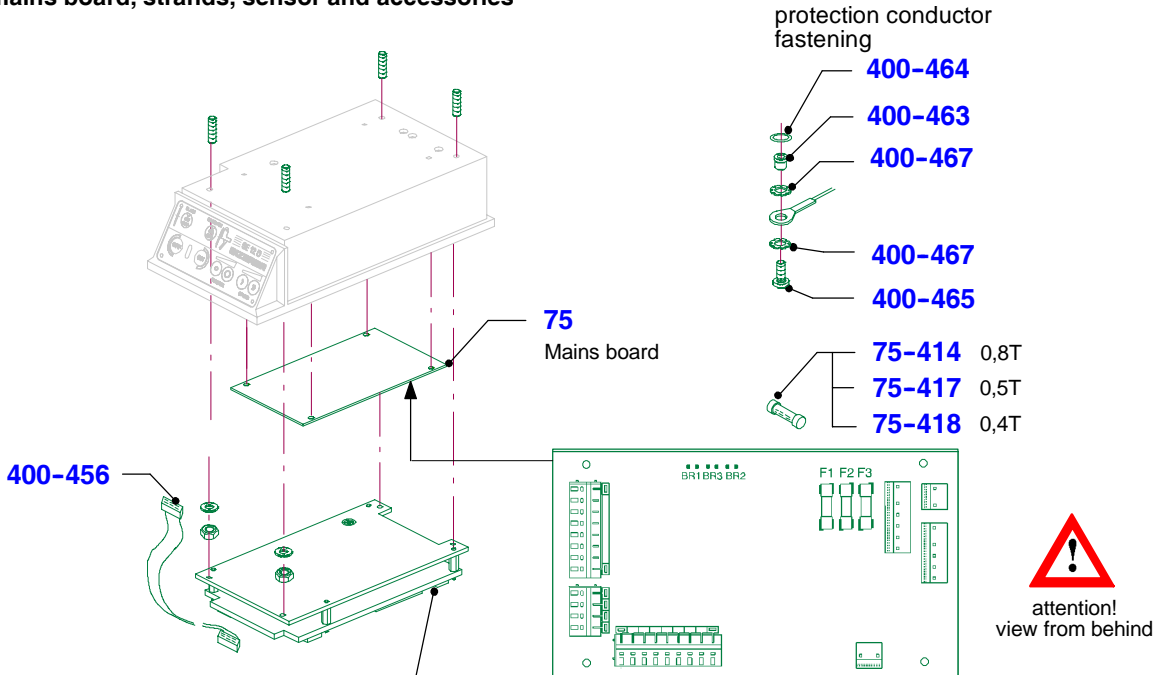
Basic parts

Baseplate (without switching manual/automatic), capacitor and accessories
from device-no. 10361574

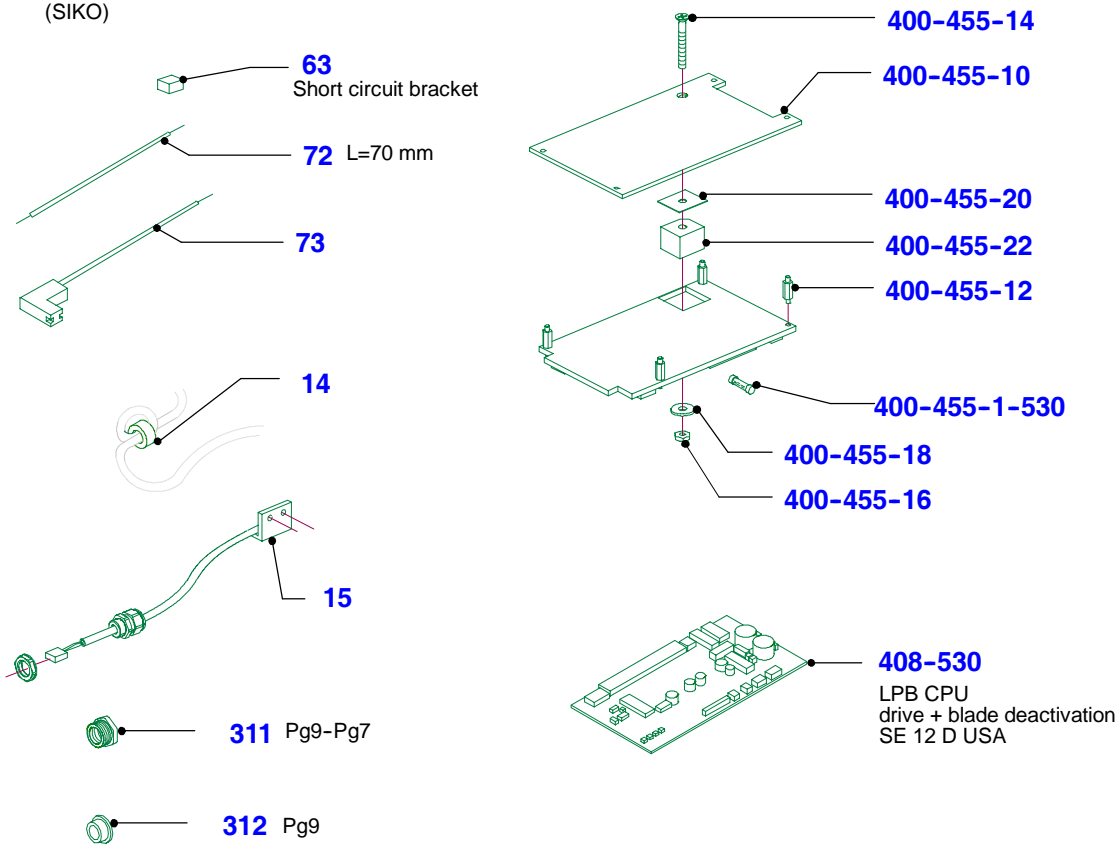


Basic parts

CPU, mains board, strands, sensor and accessories

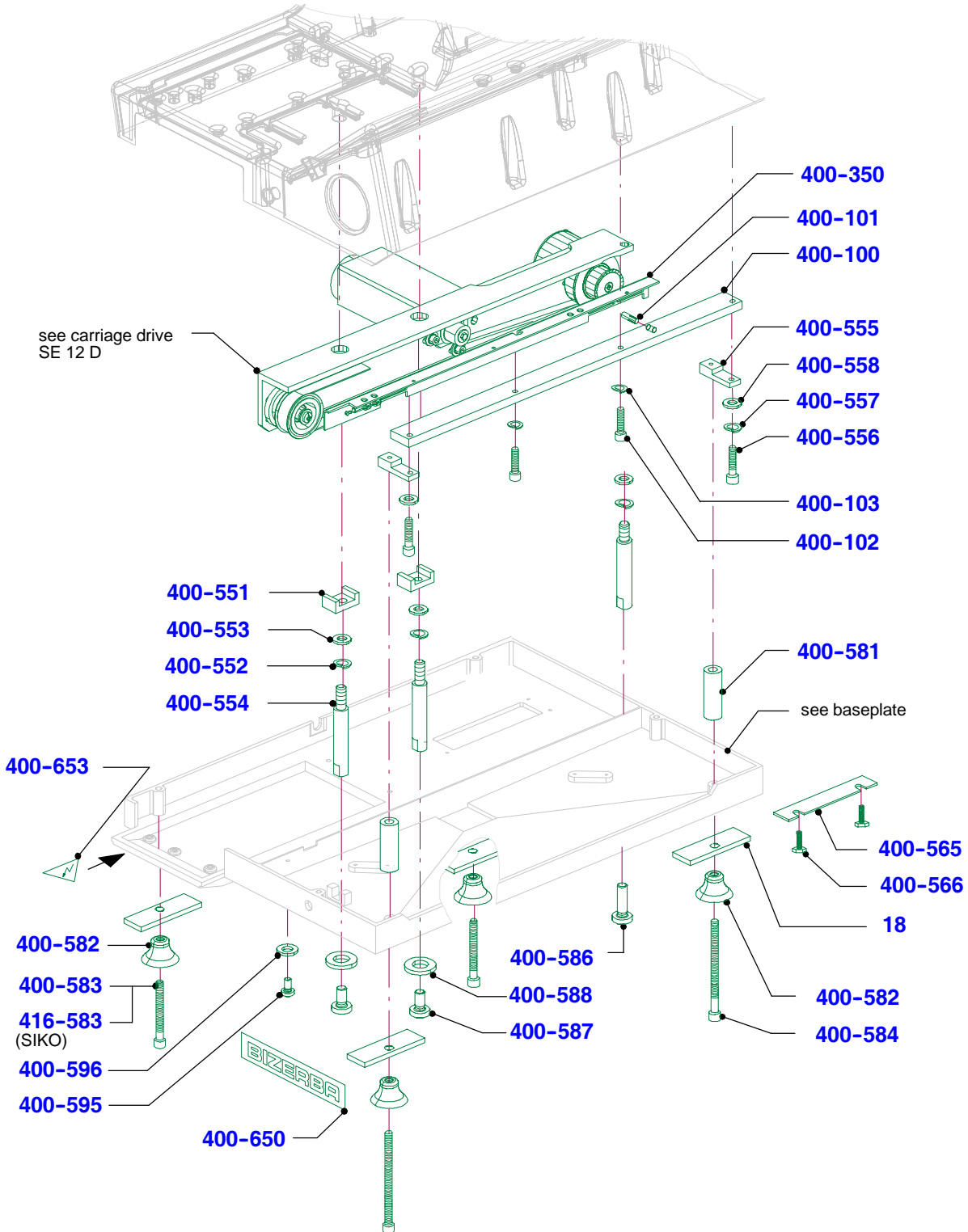


4



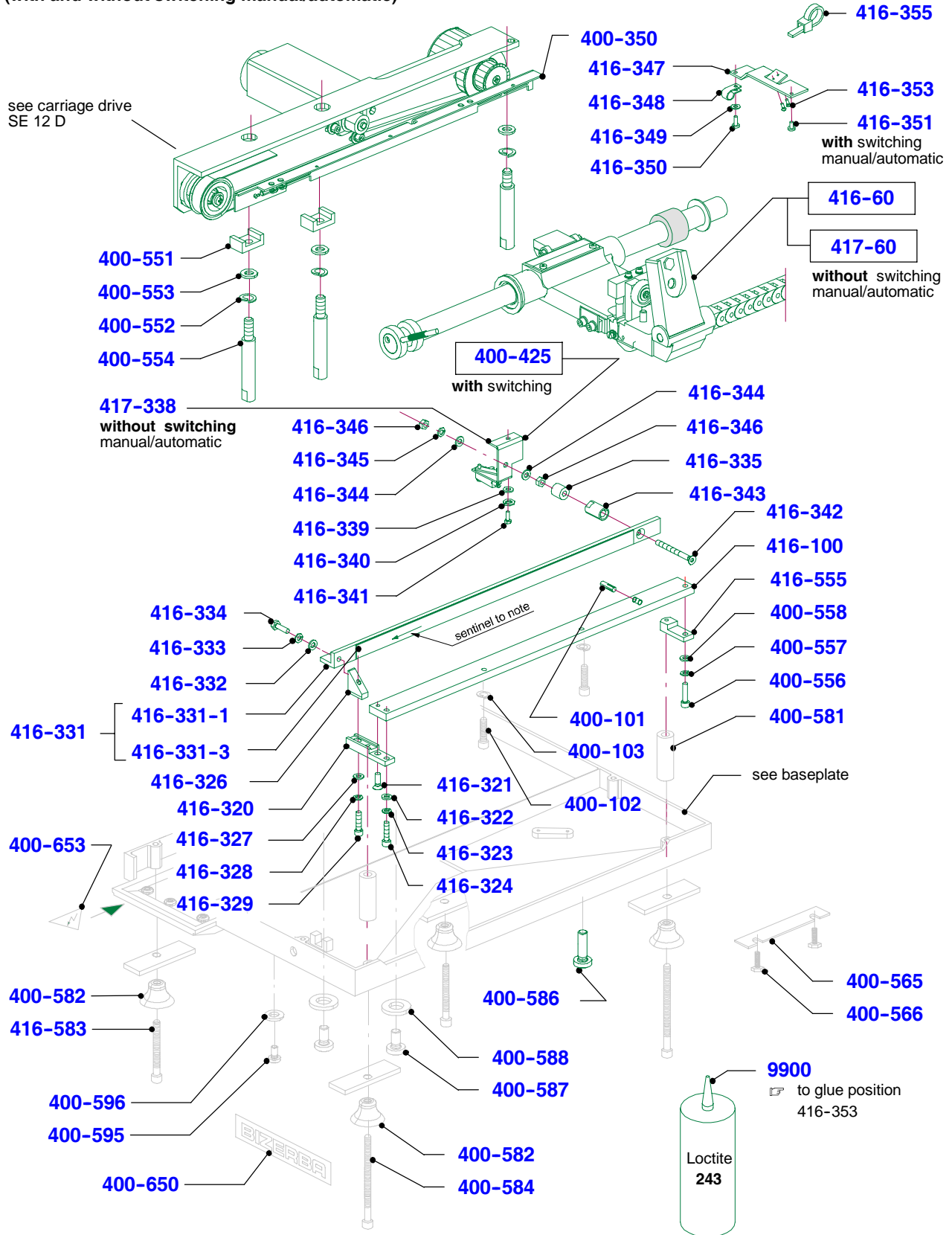
Basic parts

Carriage drive SE12D with accessories, guide rail, supporting legs - standard



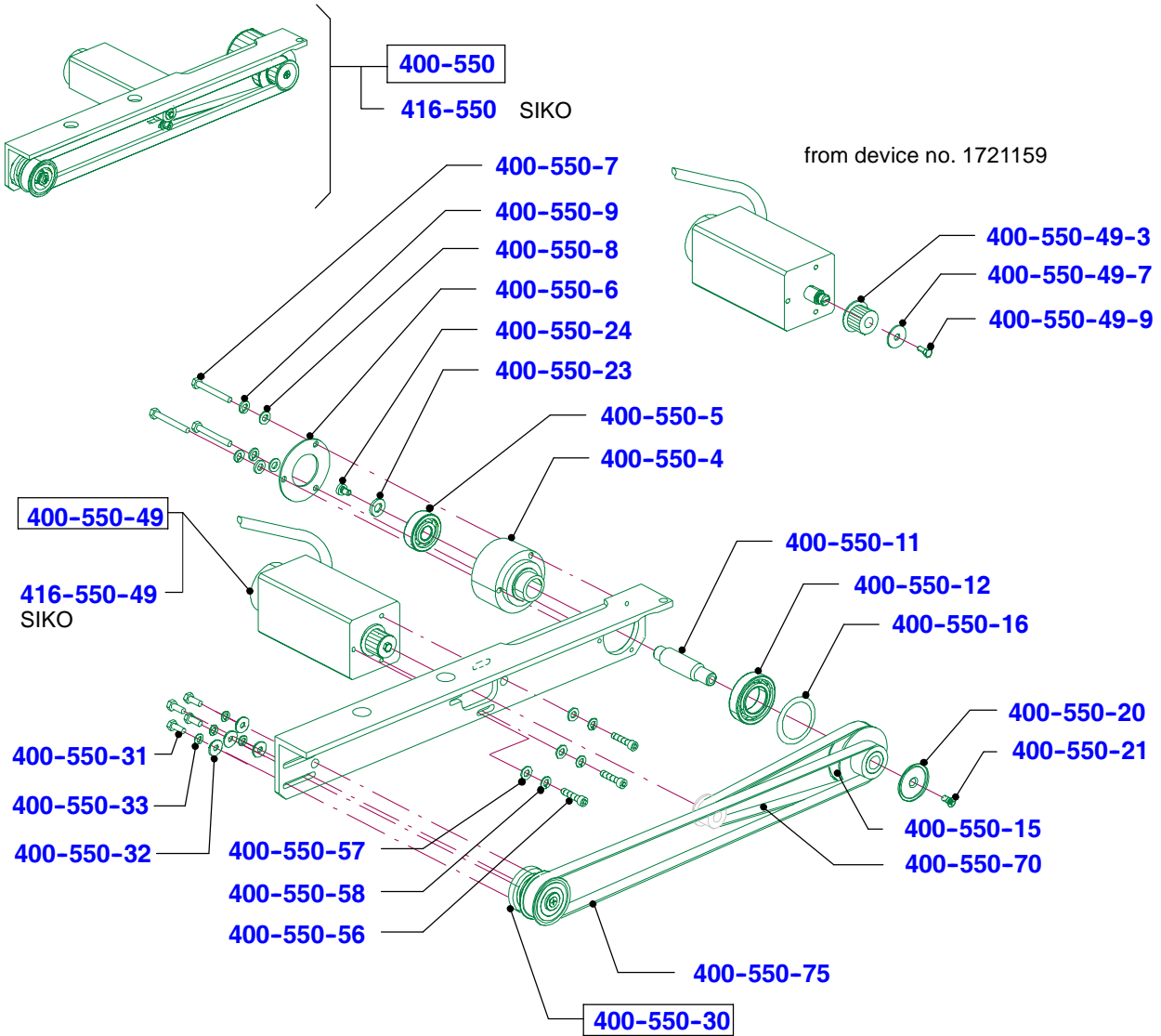
Basic parts

Carriage drive SE12D with accessories, guide rail, supporting legs - SIKO
(with and without switching manual/automatic)

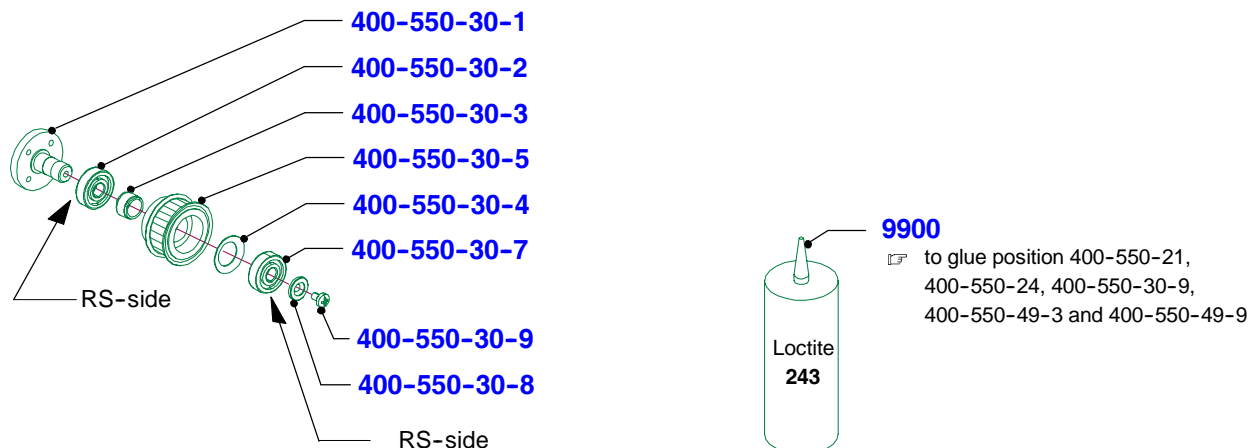


Basic parts

Carriage drive SE 12D (without thermal insulation, motor fastening **without** bushes)

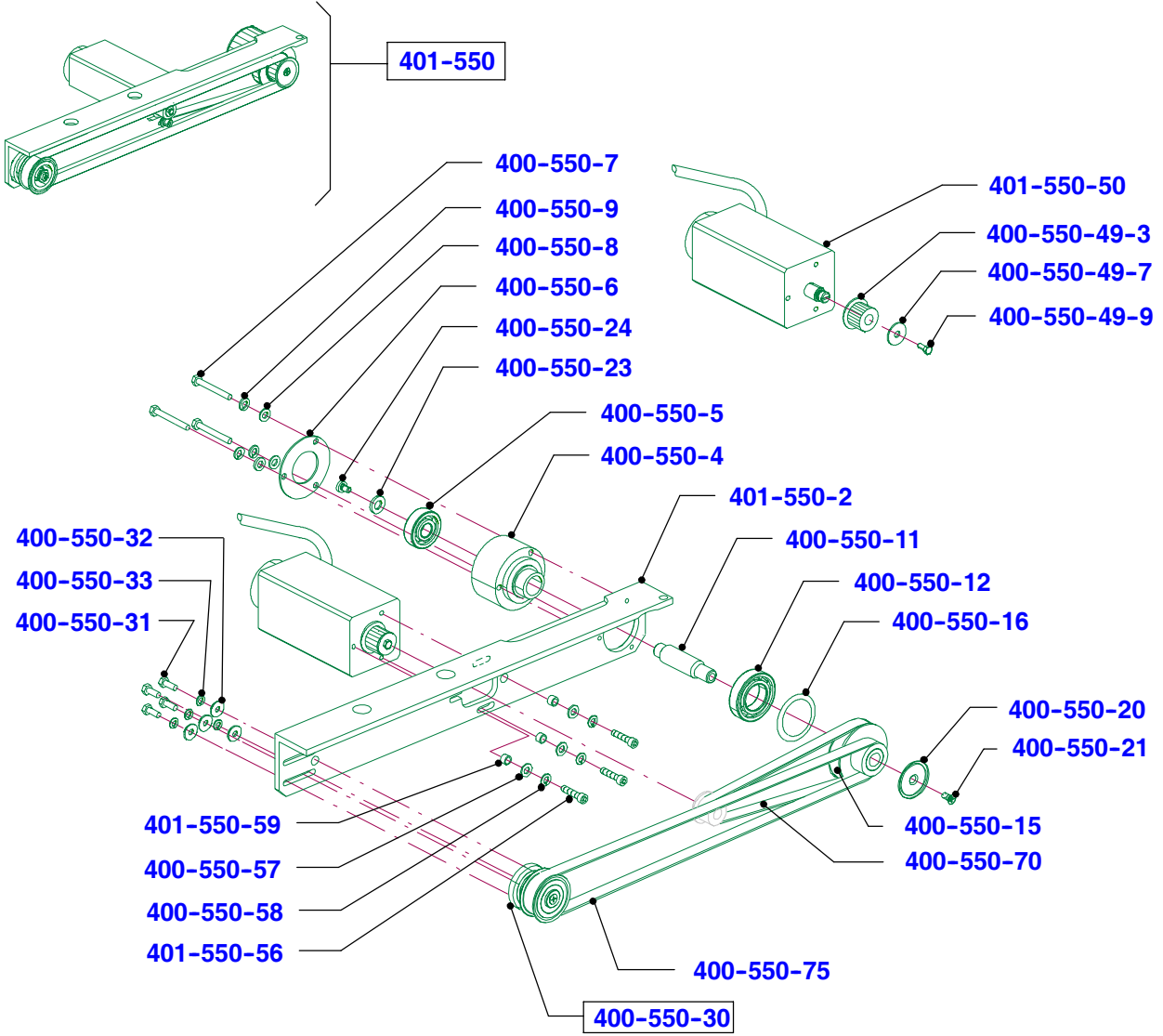


Bearing complete HTD 5M

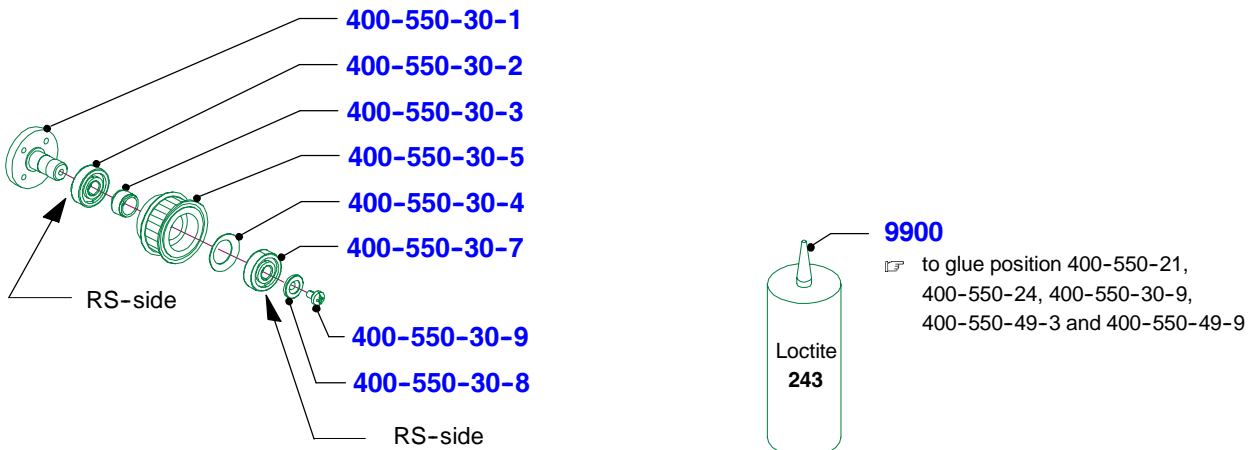


Basic parts

Carriage drive SE 12D (without thermal insulation, motor fastening **with** bushes)

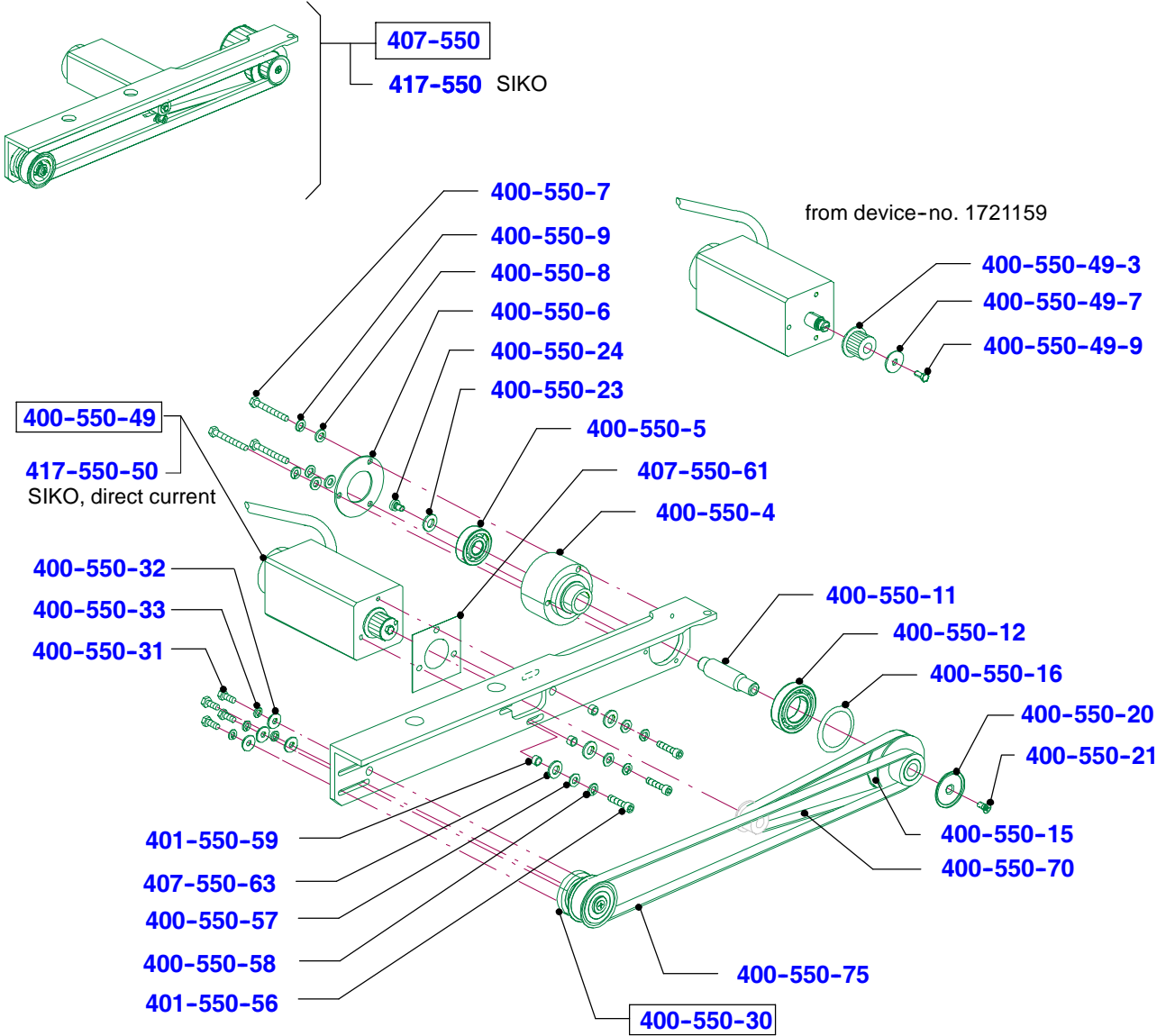


Bearing complete HTD 5M

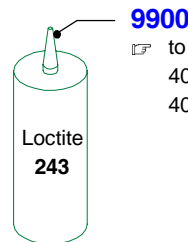
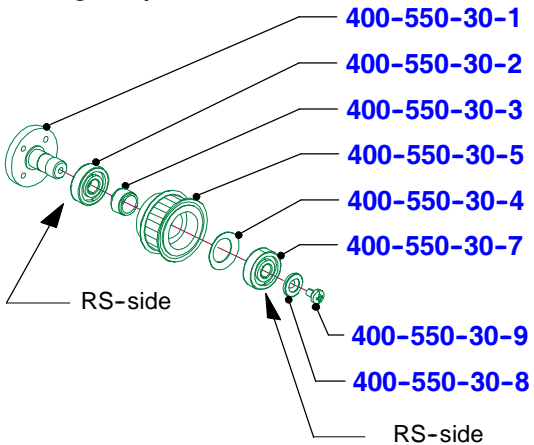


Basic parts

Carriage drive SE 12D (with thermal insulation, motor fastening with bushes)



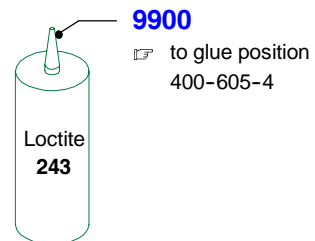
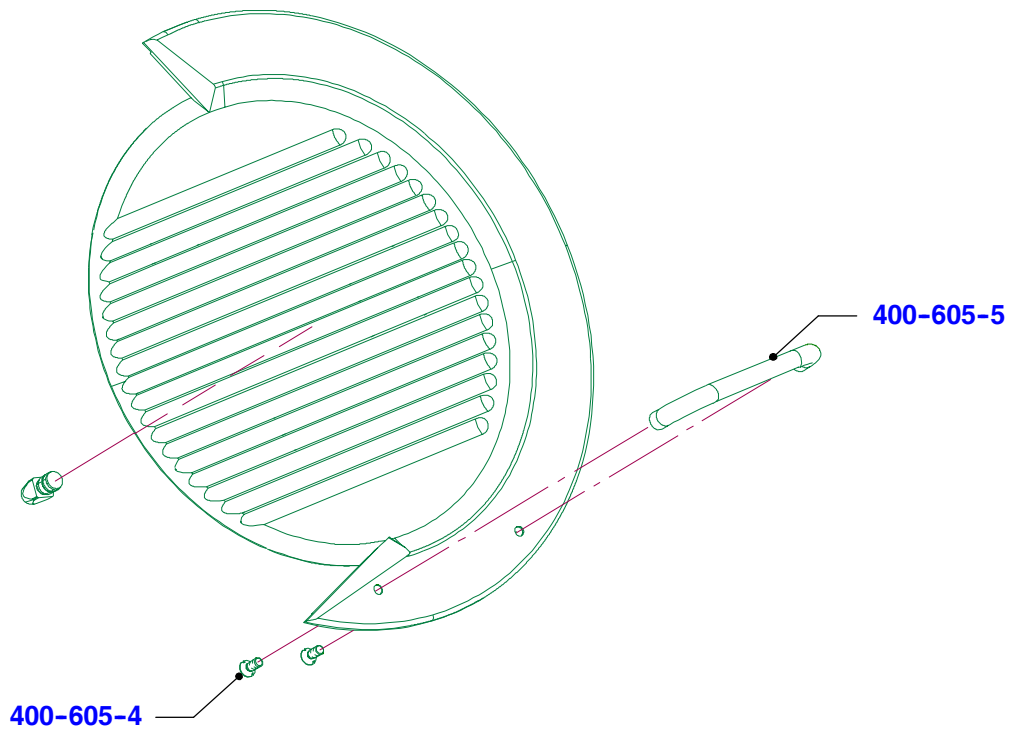
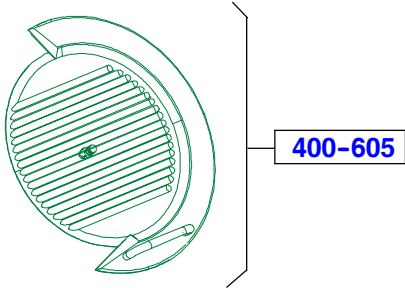
Bearing complete HTD 5M



to glue position 400-550-21,
400-550-24, 400-550-30-9,
400-550-49-3 and 400-550-49-9

Basic parts

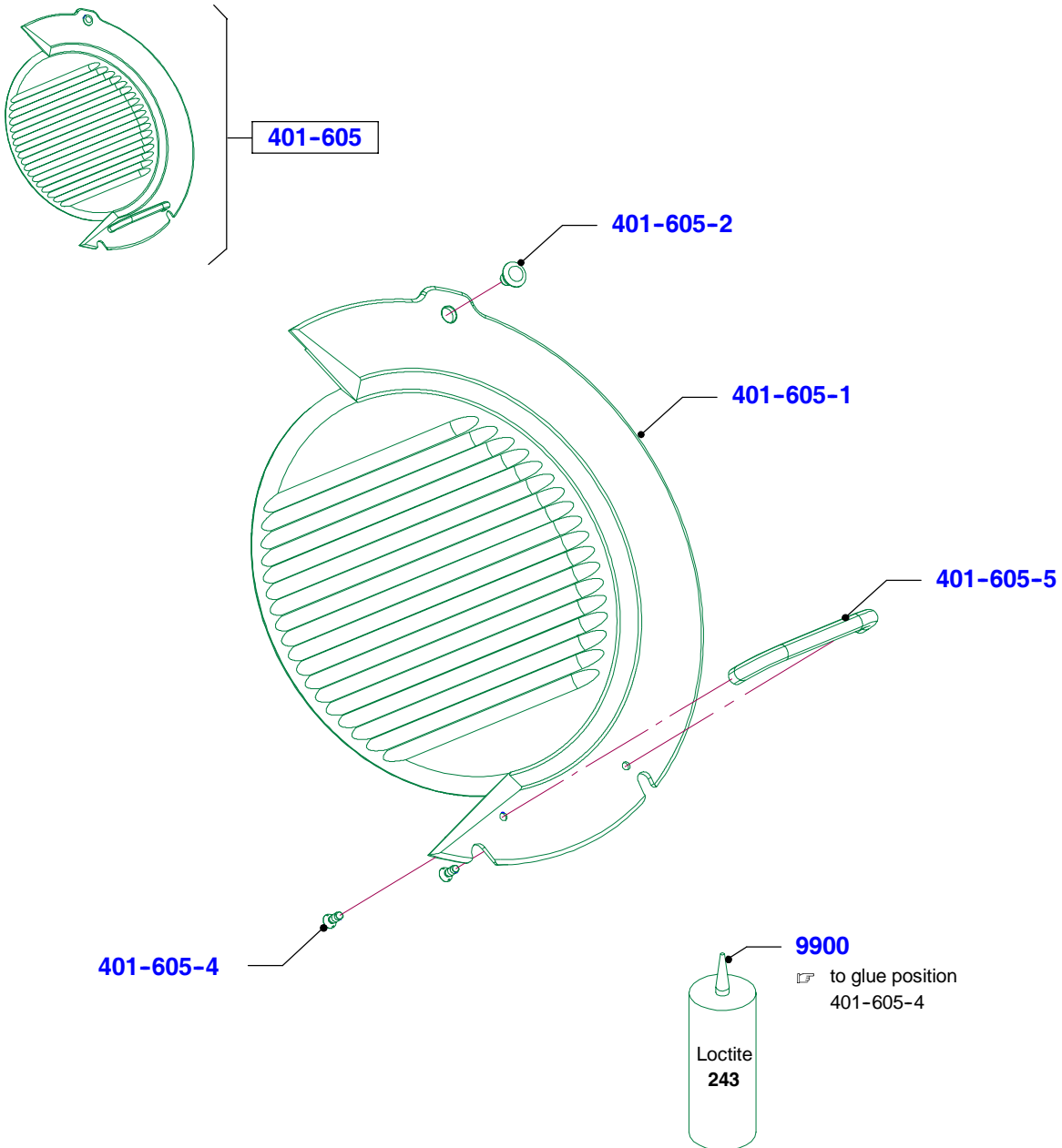
Blade cover pre-mounted (SE 12), central fastening
up to device-no. 10498129



4

Basic parts

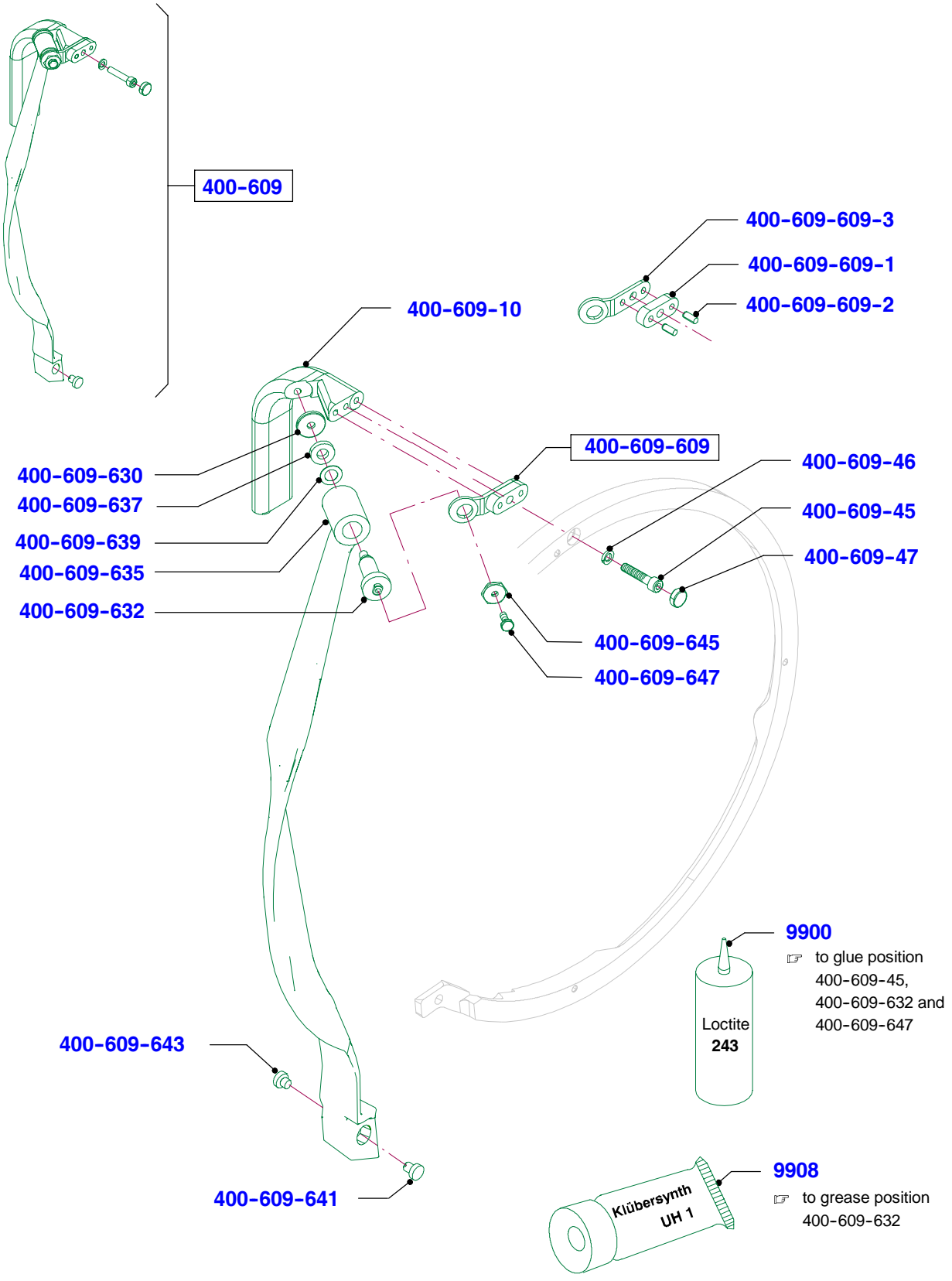
Blade cover complete, decentral fastening
from device-no. 10498130



4

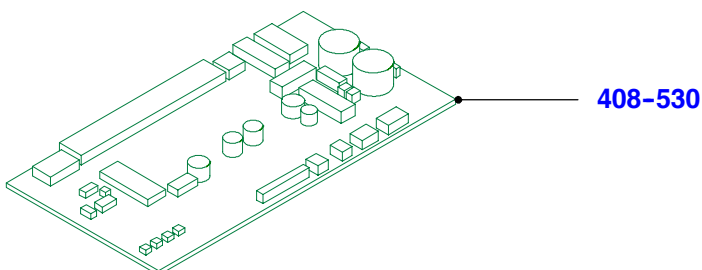
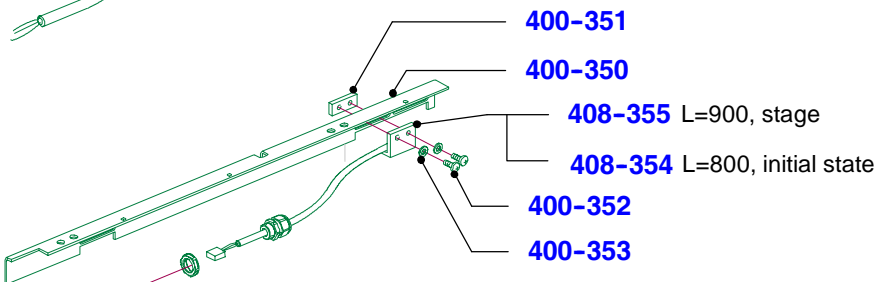
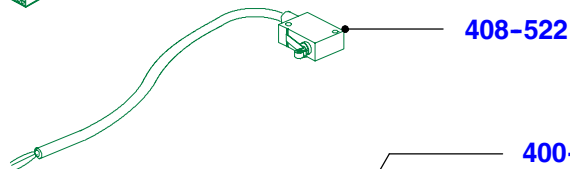
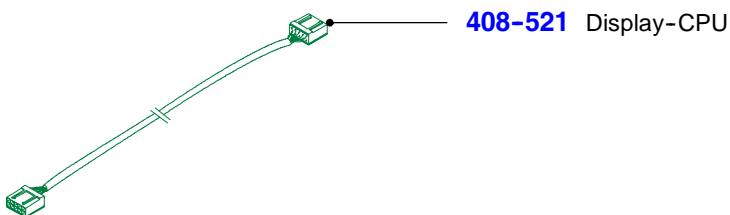
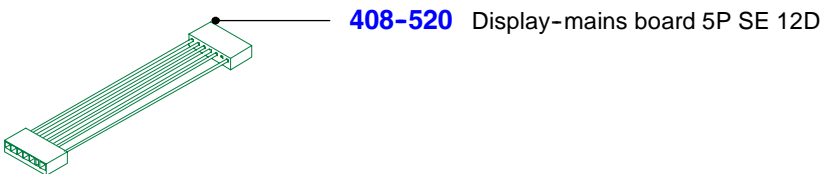
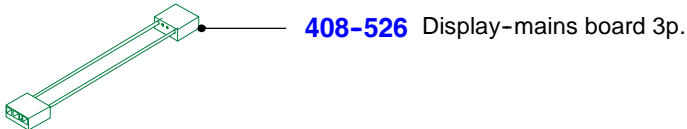
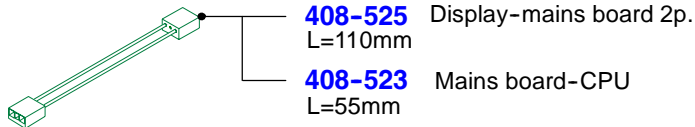
Basic parts

Deflector plastic (with integrated support)

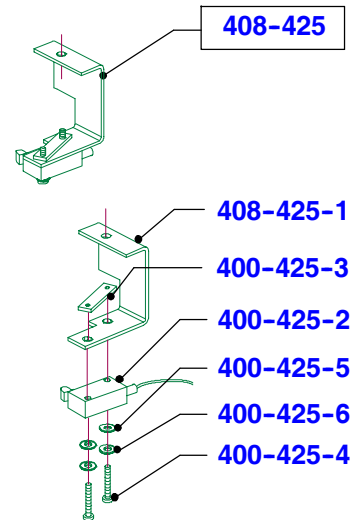


Basic parts

Blade deactivation (USA)

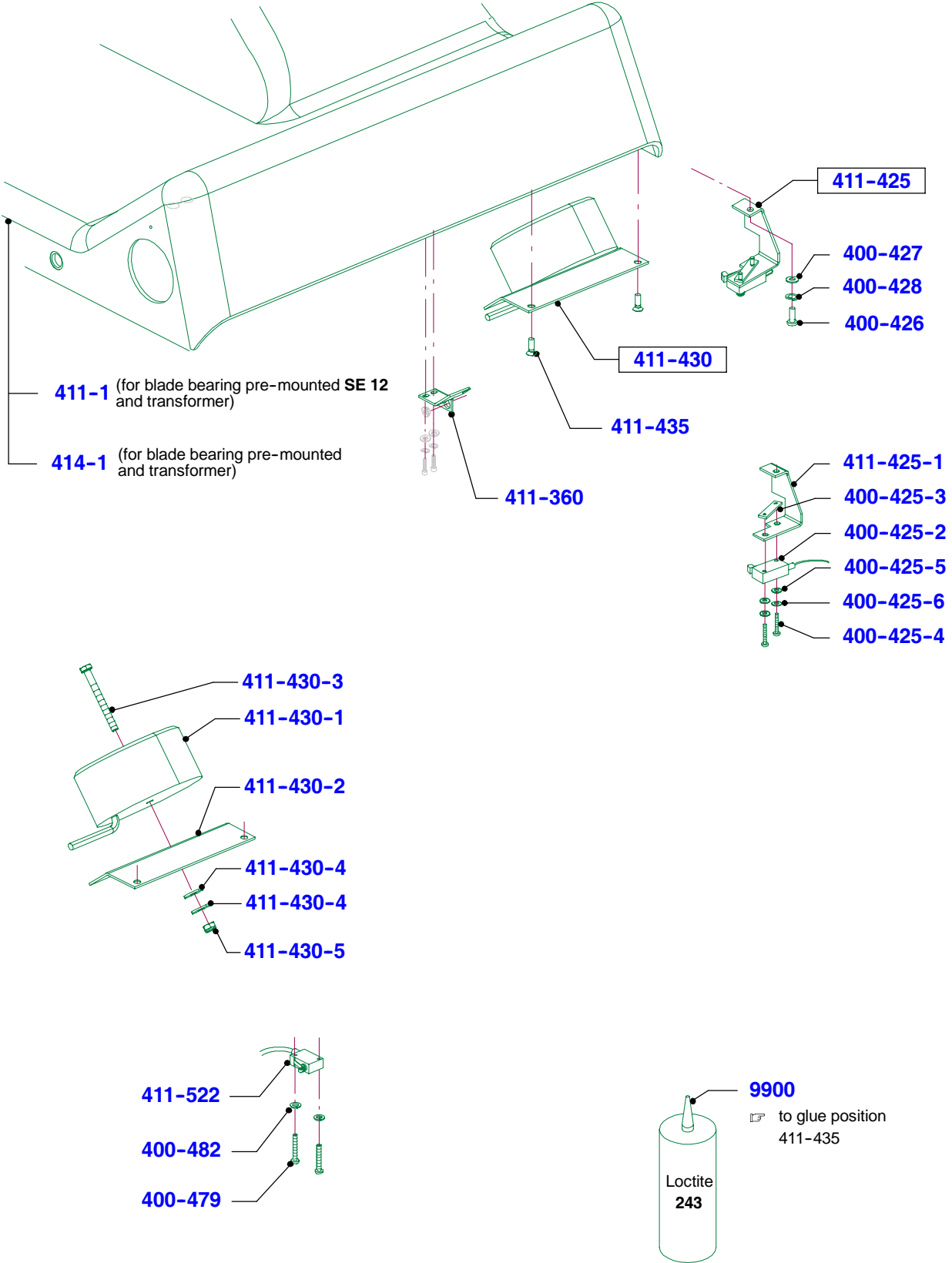


Switch angle, mounted



Basic parts

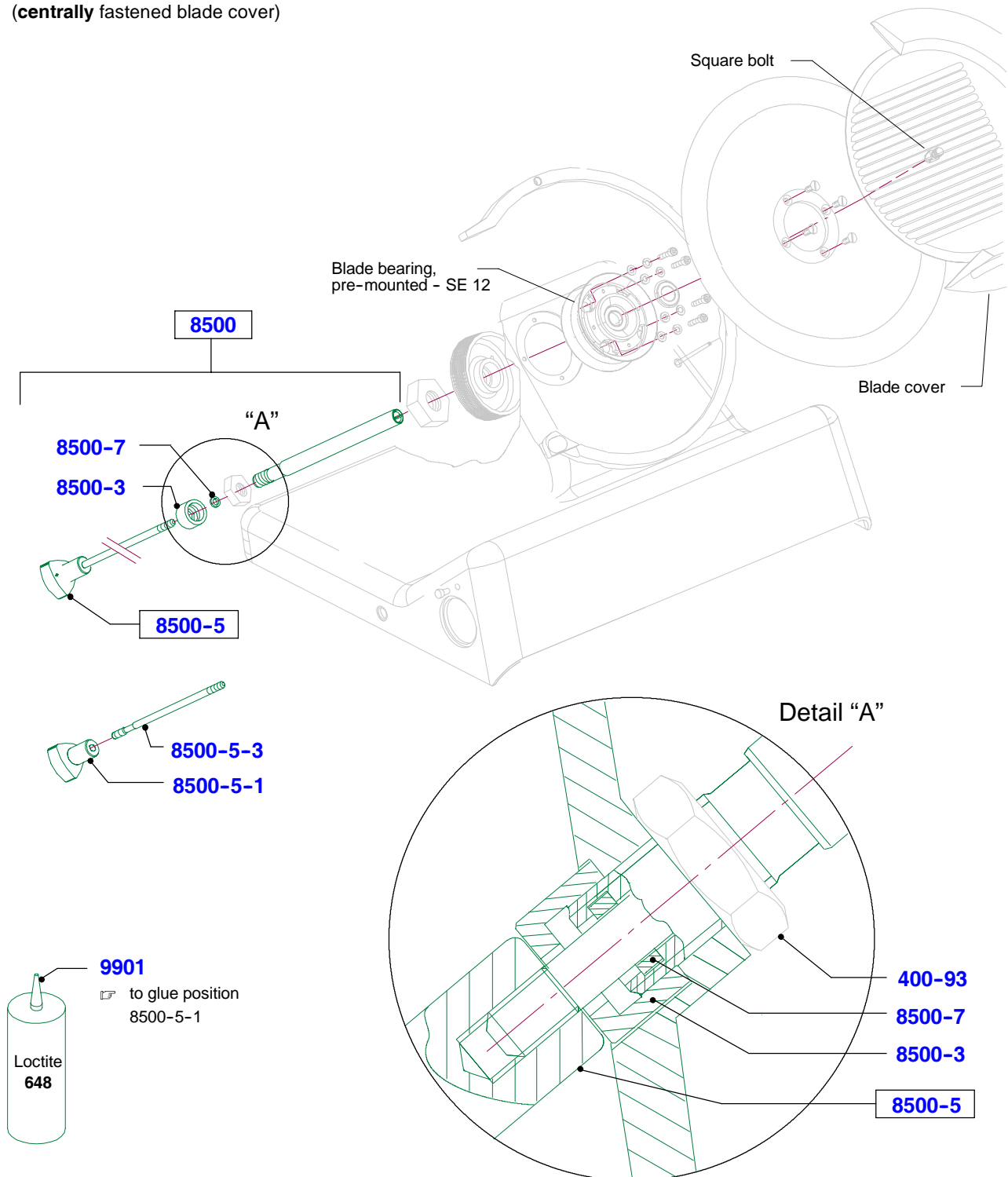
Transformer, pre-mounted (ITA)



4

Repair kit blade shaft USA

Only for blade bearing, pre-mounted SE 12
(centrally fastened blade cover)



Page of drawing 78	SE 12 D	Spare parts list No. 038.98.3.1005	Series (code No.) 90.092
------------------------------	----------------	--	------------------------------------

Slicer

SE 12 D

Text content	Text page
Lifting lever SE 12 D	1
Carriage	
Inclination 0° (horizontal)	1
Inclination 18°, Low - Inclined slicer	2
Inclination 18°, Low, High - Clamping carriage	4
Inclination 25°, High, Alu RW and USA Grivory RW	7
Inclination 25°, High, Alu welded, USA and CAN	8
Retrofitting set one-part 25°-Aluminium carriage	9
Retrofitting set rear wall Lexan to Alu	10
Cables	10
Built-in motor	10
Capacitor and strands	10
Mains board	10
Blade and blade guard ring	11
Gauge plate	12
Signs	12
Accessories, accessories for elevated installation	13
Sharpener	13
Operating instructions, reference plates, warning labels	14
Instructions, Reference plates	15
Remnant holder	16
Product fixation	16

Text content

Text page

Basic parts - Standard

Blade bearing, pre-mounted SE 12, for centrally fastened blade cover	17
Blade bearing, pre-mounted, for decentrally fastened blade cover	17
Carriage guide complete (for devices with switching manual/automatic)	18
Rotary knob	19
Bearing bracket pre-mounted	19
Housing pre-mounted	
with switching manual/automatic, up to device-no. 10361573	21
without switching manual/automatic, from device-no. 10361574	24
with blade deactivation SE 12 - D 120 (USA)	25
SIKO, without switching manual/automatic	27
Carriage drive SE-12D	
without thermische insulation, motor fastening w/o bushes, standard and SIKO .	21+27
without thermische insulation, motor fastening with bushes	24
with thermischer insulation, motor fastening with bushes, standard and SIKO ..	24+27
Baseplate mounted, with switching manual/automatic	23
Baseplate, without switching manual/automatic	24
Blade cover pre-mounted SE 12, up to devices-no. 10498129	23
Blade cover pre-mounted, from devices-no. 10498130	24
Deflector plastic	23
Blade deactivation (USA)	25
Version for transformer (ITA)	25
SIKO with switching manual/automatic	26
SIKO without switching manual/automatic	27
Blade shaft repair kit	27
Screw sealing, gluten and lubricative	28
Last text page	28

The spare parts marked with „Q” are important for the verification, i. e. at the assembly of these parts the verification seal is destroyed. These parts can be purchased only at authorized Bizerba representations.

On the image and text section spear and wear parts are highlighted with (V).

Series (code No.) 90.092	Spare parts list No. 038.98.3.1005	SE 12 D	Text page 1
------------------------------------	--	----------------	-----------------------

Number in drawing	Order number	Piece	Designation	from status onwards
14	71037810000	001	FERRITE SLEEVE 74270053	
15	60386100702	001	SENSOR COMPL. CUT. SE12D	
17	60384000001	001	LIFTING LEVER SE12D	
17-1	60374000800	001	LIFTING DEVICE PRE-ASSEMBLED	
17-1-1	60374000500	001	ARM	
17-1-5	60374000300	001	LIFT FOOT BLOCK	
17-1-10	60374000200	001	LIFTING DEVICE STOPPER	
17-1-15	60374000100	001	LIFT FOOT	
17-1-20	60374000600	001	SHAFT	
17-1-25	60224000400	002	ROLLER	
17-1-30	60510100053	002	HEXAGON SETSCREW M 6X7X9	
17-1-35	56359570000	003	GROOVED PIN DIN 1473-4X18-A2	
17-1-40	56359380000	001	GROOVED PIN DIN 1473-4X20-A2	
17-1-45	56086280000	001	BALL KNOB DIN 319-C 40 M12	
17-1-50	50001250000	002	BUSH 12X14X10	
17-5	57743520000	002	SOCKET HEAD SCREW DIN 912-M6X70-A2-70	
17-10	60380303600	004	SHIM	
17-15	57431250000	002	HEXAGON SCREW DIN 933-M6X25-A2-70	
17-20	57767060000	002	SPR. LOCK WASHER DIN 126-A6-FST	
18	60380303600	004	SHIM	
20		001	CARRIAGE HORIZONTAL BW	
20-1	60370200201	001	CARRIAGE FOOT 0 DEGREE	
20-5	60800204600	001	STAR KNOB WITH BOLT	
20-5-1	56087070000	001	STAR KNOB DIN 6335-K 63 M12-CUZN	
20-5-2	60220400500	001	THREADED BOLT	
20-41	56768100000	001	WASHER DIN 125-A 13-PA66	
20-42	57753800000	001	RETAINING WASHER DIN 6799-8-1.4122	
20-50	60380200401	001	CARRIAGE PLATE 0 DEGREE	
20-51	57440490000	002	COUNTERS.SCR. DIN 7991-M8X60-8.8	
20-52	57440460000	002	COUNTERS.SCR. ISO 10642-M8X25-8.8	
20-53	56765070000	001	WASHER DIN 9021-8,4-A2-70	
20-54	57767080000	001	SPR. LOCK WASHER DIN 128-A8-FST	
20-56	56456800000	001	HEXAGON NUT DIN 934-M8-X5CRN118-10	
20-57	60370200400	001	THREADED ROD	
20-59	40220000201	004	PROTECTIVE PLUG 12.2 KNURLED	
20-60	60380201500	001	GUIDE RAIL	
20-62	57630620000	002	COUNTERS.SCR. DIN 963-M6X12-A2-70	
20-100	60380202200	001	BEARING PEDESTAL TOP	
20-102	60380202000	001	BOLT	
20-106	57630640000	001	COUNTERS.SCR. DIN 963-M6X20-A2-70	
20-110	60270200500	002	SHOCK ABSORBER	
20-112	60380202600	001	GUIDING SHAFT	
20-114	60380201102	001	GUIDE PRE-ASSEMBL.	
20-114-2	60380201002	001	GUIDE	
20-114-4	50001160000	002	BUSH MB 1215	
20-114-6	56336120000	001	GROOVED PIN DIN 1474-4X12 A2-70	

Bitte unbedingt 11-stellige **Bestell-Nr.** angeben • Please always indicate 11 digit **Order No.** • Absolutement nécessaire d'indiquer **No. de commande** (11 chiffres) • Favorisca specificarci sempre il **N. di ordine** a 11 cifre • Es imprescindible que citen el **No. de pedido** (11 guarismos)

Text page 2	SE 12 D	Spare parts list No. 038.98.3.1005	Series (code No.) 90.092
-----------------------	----------------	--	------------------------------------

Number in drawing	Order number	Piece	Designation	from status onwards
20-114-8	56170200000	001	PARALLEL PIN DIN 7-6M6X20-ST	
20-114-10	56187970000	001	PARALLEL PIN DIN 7-6M6X10-A2	
20-116	60380202900	001	LOCKING LEVER	
20-118	56765040000	001	WASHER DIN 9021-4,3-A2-70	
20-120	56972500000	001	MUSHROOM HEAD SCREW M4X12-A2-70-TUFLOK	
20-124	60380203200	002	THREADED PIN	
20-125	57744870000	001	COVERING CAP RIBE SW5	
20-128	60270200500	004	SHOCK ABSORBER	
20-130	50001510000	003	DISC SPRING DIN 151 11X6.2X0.3	
20-132	60380202300	001	BEARING PEDESTAL BOTTOM	
20-134	57630640000	001	COUNTERS.SCR. DIN 963-M6X20-A2-70	
20-150	60353602702	001	BACKWARD COVER	
20-151	60353602800	001	ADHESIVE FOIL	
20-152	56739040000	004	WASHER DIN 125-A 4,3-A2-70	
20-153	57767040000	004	SPR. LOCK WASHER DIN 128-A4-FST	
20-154	56456400000	004	HEXAGON NUT DIN 934-M4-A2-70	
20-161	60370402200	004	PROTECTIVE PLUG	
20-180	60380205702	001	PRODUCT HOLDER COMPL.	
20-180-1	60380205603	001	GUIDE WELDED	
20-180-3	56087080000	001	STAR KNOB DIN 6335-K 50 M8	
20-180-5	57432400000	001	HEXAGON SCREW DIN 933-M8X40-A2-70	
20-180-9	60380204200	002	REMNANT HOLDER	
20-180-11	60380205900	002	GUIDE	
20-180-12	60380206000	002	GUIDE	
20-180-13	60380204100	008	INSERT NUT	
20-180-15	56972500000	016	MUSHROOM HEAD SCREW M4X12-A2-70-TUFLOK	
20-180-17	56972800000	002	MUSHROOM HEAD SCREW M6X40-A2-70	
20-180-18	56456600000	002	HEXAGON NUT DIN 934-M6-A2-70	
20-180-19	56087030000	002	STAR KNOB DIN 6335-K 40 M6-CUZN	
20-180-20	56765060000	002	WASHER DIN 9021-6,4-A2-70	
20-300	56008200000	002	SELF CLINCHING STUD FHS-M4-12-A2-70	
20-302	60274600400	002	ROUND NUT	
20-304	60380201800	001	GUIDE BAR	
20-310	60380200700	001	RULER PRE-ASSEMBLED	
20-310-1	60380200600	001	RULER	
20-310-3	60380205800	001	SLIDE PIN	
20-310-5	56269330000	001	ROUND-HEAD NAIL DIN 1476-3X6-PC	
20-310-7	60380201700	001	SLIDER	
20-310-9	57451590000	002	COUNTERS.SCR. DIN 965-M5X40-A2-70	
20-310-12	60380201300	001	STAR KNOB COMPL.	
22		001	CARRIAGE CEN 18 INCLINED	
22-1	60370300201	001	CARRIAGE FOOT 18L	
22-4	56768100000	001	WASHER DIN 125-A 13-PA66	
22-5	60800204600	001	STAR KNOB WITH BOLT	
22-5-1	56087070000	001	STAR KNOB DIN 6335-K 63 M12-CUZN	
22-5-2	60220400500	001	THREADED BOLT	
22-7	57753800000	001	RETAINING WASHER DIN 6799-8-1.4122	
22-20	60372403600	001	CARRIAGE PLATE PRE-MOUNT.	

Bitte unbedingt 11-stellige **Bestell-Nr.** angeben • Please always indicate 11 digit **Order No.** • Absolutement nécessaire d'indiquer **No. de commande** (11 chiffres) • Favorisca specificarci sempre il **N. di ordine** a 11 cifre • Es imprescindible que citen el **No. de pedido** (11 guarismos)

Series (code No.) 90.092	Spare parts list No. 038.98.3.1005	SE 12 D	Text page 3
------------------------------------	--	----------------	-----------------------

Number in drawing	Order number	Piece	Designation	from status onwards
22-21	57440490000	002	COUNTERS.SCR. DIN 7991-M8X60-8.8	
22-23	57440460000	002	COUNTERS.SCR. ISO 10642-M8X25-8.8	
22-25	60370300400	001	THREADED ROD 18L	
22-35	56765070000	001	WASHER DIN 9021-8,4-A2-70	
22-36	57767080000	001	SPR. LOCK WASHER DIN 128-A8-FST	
22-37	56456800000	001	HEXAGON NUT DIN 934-M8-X5CRNI18-10	
22-40	40220000201	004	PROTECTIVE PLUG 12.2 KNURLED	
22-60	60370200600	001	BEARING PEDESTAL	
22-62	56972510000	002	MUSHROOM HEAD SCREW M4X12-A2-70	
22-70	60370201100	001	STOP	
22-72	56972490000	002	MUSHROOM HEAD SCREW M4X8-A2-70	
22-79	60270200500	002	SHOCK ABSORBER	
22-80	60370300900	001	GUIDING SHAFT	
22-81	60270200500	001	SHOCK ABSORBER	
22-82	50001510000	003	DISC SPRING DIN 151 11X6.2X0.3	
22-100		001	SLIDER GUARD + LEVER	
22-100-1		001	LEVER; PRE-MOUNT DIAG. C:18DEGREE	
22-100-1-1	60372401400	001	LEVER DIAGONAL CUT 18 DEGREES	
22-100-1-5	50001160000	002	BUSH MB 1215	
22-100-1-10	40300900005	001	BOLT	
22-100-1-20	60370401500	001	BOLT	
22-100-1-25	56337160000	001	GROOVED PIN DIN 1474-5X16 A2-70	
22-100-3	60370203203	001	GUARD PLATE	
22-100-5	60270201802	001	WASHER WITH BOLT	
22-100-7	60220401600	001	LOCK WASHER	
22-100-9	60220403800	001	WASHER	
22-100-11	60370202000	001	SHAFT	
22-100-15	50001540000	001	DISC SPRING 23,7X14,3X0,3	
22-100-17	60352302300	001	THRUST WASHER	
22-100-19	60353801402	001	HANDLE	
22-100-21	56739080000	001	WASHER DIN 125-A 8,4-A2-70	
22-100-23	57767080000	001	SPR. LOCK WASHER DIN 128-A8-FST	
22-100-25	57743740000	001	SOCKET HEAD SCREW DIN 912-M8X50-A2-70	
22-100-27	60220000802	001	PROTECTIVE PLUG 27;2 KNURLED	
22-140	60370200800	001	BEARING PEDESTAL	
22-142	56972510000	002	MUSHROOM HEAD SCREW M4X12-A2-70	
22-148	60370401900	003	SCREW	
22-150	60372302100	001	REAR WALL INCLINED CARR.	
22-151	60372302200	001	ADHESIVE FOIL	
22-152	56739050000	003	WASHER DIN 125-A 5,3 -A2-70	
22-153	57767050000	003	SPR. LOCK WASHER DIN 128-A5-FST	
22-154	56444500000	003	HEXAGON NUT DIN 439-BM5-A2-70	
22-161	60370402200	003	PROTECTIVE PLUG	
22-170	60370403500	001	BAR	
22-171	56972780000	002	MUSHROOM HEAD SCREW M6X8-A2-70	
22-175	56046530000	001	SETSCREW DIN 551-M10X35-A2-70	
22-177	60370203400	001	SEALING	
22-178	60370303700	001	HANDHOLD 28X90 M10	
22-200	60380402400	001	PROTECTIVE PLATE	
22-220	60372300400	001	SUPPORTING PLATE	
22-225	60372305300	001	TRUNNION	
22-227	50002310000	001	PROTECTIVE PLUG TL-4-044	
22-228	56359300000	001	GROOVED PIN DIN 1473-3X12-A2	

Bitte unbedingt 11-stellige **Bestell-Nr.** angeben • Please always indicate 11 digit **Order No.** • Absolutement nécessaire d'indiquer **No. de commande** (11 chiffres) • Favorisca specificarci sempre il **N. di ordine** a 11 cifre • Es imprescindible que citen el **No. de pedido** (11 guarismos)

Text page 4	SE 12 D	Spare parts list No. 038.98.3.1005	Series (code No.) 90.092
-----------------------	----------------	--	------------------------------------

Number in drawing	Order number	Piece	Designation	from status onwards
22-230		001	DIAGONAL CUT PLATE CPL.	
22-230-1	60372305100	001	DIAGONAL CUT PLATE	
22-230-2	60800305200	001	LOCKING BOLT	
22-300	56008200000	002	SELF CLINCHING STUD FHS-M4-12-A2-70	
22-302	60274600400	002	ROUND NUT	
22-304	60370202400	001	GUIDE BAR	
22-320		001	SALAMI GUIDE	
22-320-1	60381801000	001	SLIDER	
22-320-3	56047610000	001	SETSCREW DIN 551-M6X8-PA	
22-320-10	60381800701	001	RULER, SOLDERED	
22-320-12	60380402200	002	SLIDE PIN	
22-320-15	56070570000	001	SETSCREW DIN 926-M6X7,5X11,5-A2-70	
22-320-16	56777100000	001	SEALING WASHER DIN 470-10-AL	
23		001	CLAMPING CARRIAGE CEN 18L	
		001	CLAMPING CARRIAGE CEN 18L ALU ONE-PART WELDED	
		001	CLAMPING CARRIAGE 18H	
23-1	60370300201	001	CARRIAGE FOOT 18L	
	60380800201	001	FOOT 18H	
23-5	60800204600	001	STAR KNOB WITH BOLT	
23-5-1	56087070000	001	STAR KNOB DIN 6335-K 63 M12-CUZN	
23-5-2	60220400500	001	THREADED BOLT	
23-41	56768100000	001	WASHER DIN 125-A 13-PA66	
23-42	57753800000	001	RETAINING WASHER DIN 6799-8-1.4122	
23-50	60380803601	001	CARRIAGE PLATE, PREASSEMBLED 18H	
	60380400201	001	CARRIAGE PLATE 18L	
	60380620100	001	CARRIAGE PLATE WELD. (ALU ONE-PART)	
23-51	57440490000	002	COUNTERS.SCR. DIN 7991-M8X60-8.8	
23-52	57440460000	002	COUNTERS.SCR. ISO 10642-M8X25-8.8	
23-53	56765070000	001	WASHER DIN 9021-8,4-A2-70	
23-54	57767080000	001	SPR. LOCK WASHER DIN 128-A8-FST	
23-55	57440470000	001	COUNTERS.SCR. DIN 7991-M8X40-8.8	
23-56	56456800000	001	HEXAGON NUT DIN 934-M8-X5CRNI18-10	
23-57	60380800400	001	THREADED ROD 18H	
	60370300400	001	THREADED ROD 18L	
23-59	40220000201	004	PROTECTIVE PLUG 12.2 KNURLED	
23-60	60354300800	001	SLIDING BAR	
23-61	60354301000	001	ADHESIVE FOIL	
23-62	56739040000	004	WASHER DIN 125-A 4,3-A2-70	
23-63	56400890000	004	LOCKNUT DIN 985-M4-A2-70	
23-70	60380400800	001	BEARING, BEHIND	
23-71	60380400600	001	BEARING, FRONT	
23-72	57767050000	002	SPR. LOCK WASHER DIN 128-A5-FST	
23-74	57430160000	002	HEXAGON SCREW DIN 933-M5X16-A2	
23-75	56972510000	002	MUSHROOM HEAD SCREW M4X12-A2-70	
23-80	60354301500	001	GUIDE SHAFT	

Bitte unbedingt 11-stellige **Bestell-Nr.** angeben • Please always indicate 11 digit **Order No.** • Absolutement nécessaire d'indiquer **No. de commande** (11 chiffres) • Favorisca specificarci sempre il **N. di ordine** a 11 cifre • Es imprescindible que citen el **No. de pedido** (11 guarismos)

Series (code No.) 90.092	Spare parts list No. 038.98.3.1005	SE 12 D	Text page 5
------------------------------------	--	----------------	-----------------------

Number in drawing	Order number	Piece	Designation	from status onwards
23-82	50001510000	003	DISC SPRING DIN 151 11X6.2X0.3	
23-84	60353601700	001	SHOCK ABSORBER	
23-86	60380400900	001	GUIDING SHAFT	
23-90	60380501100	001	STOP 18H	
	60380401100	001	STOP 18L	
23-92	57630540000	002	COUNTERS.SCR. DIN 963-M5X16-A2-70	
23-100	60380401200	001	GUIDE PREASSEMBLED	
23-100-82	60380401400	001	GUIDE	
23-100-83	50001170000	002	BUSH MB 1415	
23-100-84	60380401600	001	THREADED BOLT	
23-100-85	56087080000	001	STAR KNOB DIN 6335-K 50 M8	
23-100-87	60380401500	001	ARM	
23-100-88	57767060000	001	SPR. LOCK WASHER DIN 126-A6-FST	
23-100-89	56739060000	002	WASHER DIN 125-A 6,4-A2-70	
23-100-90	57743440000	001	SOCKET HEAD SCREW DIN 912-M6X25-A2-70	
23-100-94	60380401700	001	SPRING BOLT	
23-100-95	40110201104	001	PRESSURE SPRING 0110201104	
23-100-97	56070470000	002	SETSCREW DIN 926-M4X4X2,5	
23-100-99	40110102102	002	BOLT 7X 1	
23-100-101	56395310000	001	SHAFT SEAL INA G6X10X2	
23-100-102	56187740000	001	PARALLEL PIN DIN 7-4M6X20-A2	
23-104	50275110000	001	PRESSURE SPRING VD-124	
23-105	57753500000	002	RETAINING WASHER DIN 6799-5-1.4122	
23-106	56739060000	001	WASHER DIN 125-A 6,4-A2-70	
23-107	38002070000	001	PULL ROD WELDED	
23-108	56087170000	001	MUSHR.-SH. HANDLE GN 76-21-M6-D	
23-110	50001240000	001	BUSH MB 0606 DU	
23-120	60353800703	001	GUARD PLATE +LEVER ALSO SE12D	
	60380601100	001	SLIDER GUARD+LEVELR SE 12 D GRIVORY	
23-120-121	60353603301	001	LEVER PREASSEMBLED	
23-120-121-3	38006643000	002	BUSH MB 1012	
23-120-121-4	50001160000	002	BUSH MB 1215	
23-120-121-5	56337160000	001	GROOVED PIN DIN 1474-5X16 A2-70	
23-120-121-6	60260206700	001	STOP	
23-120-121-7	57630630000	001	COUNTERS.SCR. DIN 963-M6X16-A2-70	
23-120-121-8	60260206803	001	BEARING BOLT	
23-120-121-9	60353603500	001	BUTTON	
23-120-122	00110500002	001	WASHER 6.2X0.5	
23-120-123	60260207003	001	SWITCH LEVER	
23-120-125	40182400005	001	PRESSURE SPRING 0182400005	
23-120-126	60220003700	001	STOP PIN	
23-120-134	60353801703	001	GUARD PLATE	
	60380601200	001	GUARD PLATE (GRIVORY)	
23-120-136	60270201802	001	WASHER WITH BOLT	
23-120-141	60220401600	001	LOCK WASHER	
23-120-142	60260207100	001	SHAFT	
23-120-144	60220403800	001	WASHER	

Bitte unbedingt 11-stellige **Bestell-Nr.** angeben • Please always indicate 11 digit **Order No.** • Absolutement nécessaire d'indiquer **No. de commande** (11 chiffres) • Favorisca specificarci sempre il **N. di ordine** a 11 cifre • Es imprescindible que citen el **No. de pedido** (11 guarismos)

Text page 6	SE 12 D	Spare parts list No. 038.98.3.1005	Series (code No.) 90.092
-----------------------	----------------	--	------------------------------------

Number in drawing	Order number	Piece	Designation	from status onwards
23-120-145	00110000074	003	WASHER	
23-120-146	50001690000	001	DISC SPRING 21,8X12,3X0,25	
23-120-147	60260207200	001	CUP DISK	
23-120-148	56444800000	001	HEXAGON NUT DIN 439-BM8-A2-70	
23-120-155	60260207301	001	GEAR WHEEL	
23-120-156	60260212500	001	STOP	
23-120-157	60260207502	001	COVER	
23-120-158	57451200000	001	COUNTERS.SCR. DIN 965-M4X10-A2-70	
23-120-159	60353801201	001	LEVER EXTENSION ASSEMBLED	
23-120-159-2	57743740000	001	SOCKET HEAD SCREW DIN 912-M8X50-A2-70	
23-120-159-3	56739080000	002	WASHER DIN 125-A 8,4-A2-70	
23-120-159-4	60260212400	001	STOP PIN	
23-120-159-5	60353801402	001	HANDLE	
23-120-159-6	60220000802	001	PROTECTIVE PLUG 27;2 KNURLED	
23-120-160	60260211900	001	THRUST WASHER	
23-120-161	60260212300	001	THRUST WASHER	
23-120-162	60260207800	001	DIVOT NUT	
23-120-163	57750010000	001	DISK SR1947 6,2	
23-120-164	56413060000	001	HEXAGON CAP NUT DIN 917 M6 A2-70	
23-122	60220001100	002	THRUST WASHER	
23-124	60260212200	006	WASHER	
23-126	60353602300	001	SHAFT	
23-128	56322570000	001	GROOVED TAPER P. DIN 1471-4X24-A2-70	
23-140	60364302600	001	SUPPORTING PLATE COMPL.	
23-148	60370401900	004	SCREW	
23-150	60370302100	001	REAR WALL WIDE	
	60370404400	001	REAR WALL 4-HOLES SMALL CUS. SERV.	
23-151	60370402001	001	FOIL	
23-152	56739050000	004	WASHER DIN 125-A 5,3 -A2-70	
23-153	57767050000	004	SPR. LOCK WASHER DIN 128-A5-FST	
23-154	56444500000	004	HEXAGON NUT DIN 439-BM5-A2-70	
23-161	60370402200	004	PROTECTIVE PLUG	
23-170	60370403500	001	BAR	
23-171	56972780000	002	MUSHROOM HEAD SCREW M6X8-A2-70	
23-175	56046530000	001	SETSCREW DIN 551-M10X35-A2-70	
23-177	60370203400	001	SEALING	
23-178	60370303700	001	HANDHOLD 28X90 M10	
23-200	60380402400	001	PROTECTIVE PLATE	
23-300	56008200000	002	SELF CLINCHING STUD FHS-M4-12-A2-70	
23-302	60274600400	001	ROUND NUT	
23-303	60274600500	001	ROUND NUT	
23-304	60370202400	001	GUIDE BAR	
23-320	60380402001	001	PRODUCT FIXATION DEVICE ASSEMBLED	
23-320-1	60380402101	001	SLIDER	
23-320-2	60380402301	001	PRODUCT FIXATION DEVICE	
23-320-5	60380402200	002	SLIDE PIN	
23-320-6	56836380000	002	COUNTERS.SCR. DIN 966-M4X20-A2-70	
23-320-8	56047610000	001	SETSCREW DIN 551-M6X8-PA	
23-320-9	56777100000	002	SEALING WASHER DIN 470-10-AL	

Bitte unbedingt 11-stellige **Bestell-Nr.** angeben • Please always indicate 11 digit **Order No.** • Absolutement nécessaire d'indiquer **No. de commande** (11 chiffres) • Favorisca specificarci sempre il **N. di ordine** a 11 cifre • Es imprescindible que citen el **No. de pedido** (11 guarismos)

Series (code No.) 90.092	Spare parts list No. 038.98.3.1005	SE 12 D	Text page 7
------------------------------------	--	----------------	-----------------------

Number in drawing	Order number	Piece	Designation	from status onwards
25		001	CARRIAGE 25 H (STANDARD)	
		001	CARRIAGE 25 H (ALU RW)	
		001	CARRIAGE 25 H (USA GRIVORY RW)	
25-1	60370500201	001	CARRIAGE FOOT 25H	
25-4	56768100000	001	WASHER DIN 125-A 13-PA66	
25-5	60800204600	001	STAR KNOB WITH BOLT	
25-5-1	56087070000	001	STAR KNOB DIN 6335-K 63 M12-CUZN	
25-5-2	60220400500	001	THREADED BOLT	
25-7	57753800000	001	RETAINING WASHER DIN 6799-8-1.4122	
25-20	60381500200	001	CARRIAGE PLATE (FOR ALU RW AND GRIVORY)	
	60381800201	001	CARRIAGE PLATE PRE-ASSEMBLED 25H (STANDARD)	
25-21	57440490000	002	COUNTERS.SCR. DIN 7991-M8X60-8.8	
25-23	57440460000	001	COUNTERS.SCR. ISO 10642-M8X25-8.8	
25-25	60370500400	001	THREADED ROD 25H	
25-27	57440470000	001	COUNTERS.SCR. DIN 7991-M8X40-8.8	
25-35	56765070000	001	WASHER DIN 9021-8,4-A2-70	
25-36	57767080000	001	SPR. LOCK WASHER DIN 128-A8-FST	
25-37	56456800000	001	HEXAGON NUT DIN 934-M8-X5CRNI18-10	
25-40	40220000201	004	PROTECTIVE PLUG 12.2 KNURLED	
25-60	60370400600	001	PLASTIC BLOCK FOR BEARING	
25-62	56972510000	002	MUSHROOM HEAD SCREW M4X12-A2-70	
25-70	60370500601	001	ARRESTER	
25-72	57630440000	001	COUNTERS.SCR. DIN 963-M4X12-A2-70	
25-80	60381800400	001	GUIDE SHAFT	
25-82	50001510000	003	DISC SPRING DIN 151 11X6.2X0.3	
25-85	60370403400	001	BUSHING	
25-86	56327290000	001	GROOVED PIN DIN EN 28745-4X8-A2-70	
25-100		001	SLIDER GUARD + LEVER (USA GRIVORY RW AND ALU RW)	
	60370403101	001	SLIDER GUARD DEVICE + LEVER (STANDARD)	
25-100-1	60370401200	001	LEVER, PREASSEMBLED	
25-100-1-1	60370401401	001	LEVER 25 DEGREE	
25-100-1-5	50001170000	002	BUSH MB 1415	
25-100-1-10	40300900005	002	BOLT	
25-100-1-11	60370402900	001	BOLT	
25-100-1-15	60370403300	001	BOLT M 5	
25-100-1-20	60370403800	001	PIN	
25-100-1-25	56337160000	001	GROOVED PIN DIN 1474-5X16 A2-70	
25-100-3	60370203203	001	GUARD PLATE	
	60370413200	001	SLIDER PROTECTING DEVICE (GRIVORY)	
25-100-5	60270201802	001	WASHER WITH BOLT	
25-100-7	60220401600	001	LOCK WASHER	
25-100-9	60220403800	001	WASHER	
25-100-11	60370403000	001	BOLT	
25-100-15	50001540000	001	DISC SPRING 23,7X14,3X0,3	
25-100-17	60352302300	001	THRUST WASHER	
25-100-19	60370303700	001	HANDHOLD 28X90 M10	

Bitte unbedingt 11-stellige **Bestell-Nr.** angeben • Please always indicate 11 digit **Order No.** • Absolutement nécessaire d'indiquer **No. de commande** (11 chiffres) • Favorisca specificarci sempre il **N. di ordine** a 11 cifre • Es imprescindible que citen el **No. de pedido** (11 guarismos)

Text page 8	SE 12 D	Spare parts list No. 038.98.3.1005	Series (code No.) 90.092
-----------------------	----------------	--	------------------------------------

Number in drawing	Order number	Piece	Designation	from status onwards
25-101	60370403200	001	SLIDER PROTECT. DEVICE PRE-M. CUS.SERVICE	
25-140	60381800504	001	CARRIER	
25-141	50002310000	001	PROTECTIVE PLUG TL-4-044	
25-142	57630540000	003	COUNTERS.SCR. DIN 963-M5X16-A2-70	
25-148	60370401900	004	SCREW	
25-150	60370404400	001	REAR WALL 4-HOLES SMALL CUS.SERVICE	
	60370404801	001	REAR WALL 3HOLES SMALL 150 GRIVORY	
	60370404600	001	REAR WALL ALUMINIUM	
25-152	56739050000	004	WASHER DIN 125-A 5,3 -A2-70	
25-153	57767050000	004	SPR. LOCK WASHER DIN 128-A5-FST	
25-154	56444500000	004	HEXAGON NUT DIN 439-BM5-A2-70	
25-161	60370402200	004	PROTECTIVE PLUG (STANDARD)	
	60370412201	003	PROTECTING PLUG 14,2 MM (FOR GRIVORY)	
	56777190000	003	SEALING WASHER DIN 470-18-A2 (FOR ALU RW)	
25-170	60370403500	001	BAR	
25-171	56972780000	002	MUSHROOM HEAD SCREW M6X8-A2-70	
25-175	56046530000	001	SETSCREW DIN 551-M10X35-A2-70	
25-177	60370203400	001	SEALING	
25-178	60370303700	001	HANDHOLD 28X90 M10	
25-300	56008200000	002	SELF CLINCHING STUD FHS-M4-12-A2-70	
25-302	60274600400	002	ROUND NUT	
25-304	60370202400	001	GUIDE BAR	
26		001	CARRIAGE ALU WELDED CAN 25H	
		001	CARRIAGE ALU WELDED USA 25H	
26-1	60370500201	001	CARRIAGE FOOT 25H	
26-4	56768100000	001	WASHER DIN 125-A 13-PA66	
26-5	60800204600	001	STAR KNOB WITH BOLT	
26-5-1	56087070000	001	STAR KNOB DIN 6335-K 63 M12-CUZN	
26-5-2	60220400500	001	THREADED BOLT	
26-7	57753800000	001	RETAINING WASHER DIN 6799-8-1.4122	
26-20	60381510100	001	CARRIAGE PLATE WELD. CPL.	
26-21	57440490000	002	COUNTERS.SCR. DIN 7991-M8X60-8.8	
26-23	57440460000	001	COUNTERS.SCR. ISO 10642-M8X25-8.8	
26-25	60370500400	001	THREADED ROD 25H	
26-27	57440470000	001	COUNTERS.SCR. DIN 7991-M8X40-8.8	
26-35	56765070000	001	WASHER DIN 9021-8,4-A2-70	
26-36	57767080000	001	SPR. LOCK WASHER DIN 128-A8-FST	
26-37	56456800000	001	HEXAGON NUT DIN 934-M8-X5CRNI18-10	
26-40	40220000201	004	PROTECTIVE PLUG 12.2 KNURLED	
26-60	60370400600	001	PLASTIC BLOCK FOR BEARING	
26-62	56972510000	002	MUSHROOM HEAD SCREW M4X12-A2-70	
26-70	60370500601	001	ARRESTER	
26-72	57630440000	001	COUNTERS.SCR. DIN 963-M4X12-A2-70	
26-80	60381800400	001	GUIDE SHAFT	
26-82	50001510000	003	DISC SPRING DIN 151 11X6.2X0.3	
26-85	60370403400	001	BUSHING	
26-86	56327290000	001	GROOCD PIN DIN EN 28745-4X8-A2-70	

Bitte unbedingt 11-stellige **Bestell-Nr.** angeben • Please always indicate 11 digit **Order No.** • Absolutement nécessaire d'indiquer **No. de commande**
(11 chiffres) • Favorisca specificarci sempre il **N. di ordine** a 11 cifre • Es imprescindible que citen el **No. de pedido** (11 guarismos)

Series (code No.) 90.092	Spare parts list No. 038.98.3.1005	SE 12 D	Text page 9
------------------------------------	--	----------------	-----------------------

Number in drawing	Order number	Piece	Designation	from status onwards
26-140	60381800504	001	CARRIER	
26-141	50002310000	001	PROTECTIVE PLUG TL-4-044	
26-142	57630540000	003	COUNTERS.SCR. DIN 963-M5X16-A2-70	
26-170	60370403500	001	BAR	
26-171	56972780000	002	MUSHROOM HEAD SCREW M6X8-A2-70	
26-175	56046530000	001	SETSCREW DIN 551-M10X35-A2-70	
26-177	60370203400	001	SEALING	
26-178	60370303700	001	HANDHOLD 28X90 M10	
26-300	56008200000	002	SELF CLINCHING STUD FHS-M4-12-A2-70	
26-302	60274600400	002	ROUND NUT	
26-304	60370202400	001	GUIDE BAR	
26-320		001	SLIDER WITH RULER	
26-320-5	60381802101	001	RULER	
26-320-10	60370502400	001	SLIDER	
26-320-15	56047810000	001	SETSCREW DIN 551-M8X16-PA	
26-320-20	57451590000	002	COUNTERS.SCR. DIN 965-M5X40-A2-70	
26-320-25	56777100000	002	SEALING WASHER DIN 470-10-AL	
26-320-30	60380205800	001	SLIDE PIN	
26-325	60381800601	001	SALAMI GUIDE	
26-325-1	60381801000	001	SLIDER	
26-325-3	56047610000	001	SETSCREW DIN 551-M6X8-PA	
26-325-10	60381800701	001	RULER, SOLDERED	
26-325-12	60380402200	002	SLIDE PIN	
26-325-15	56070570000	001	SETSCREW DIN 926-M6X7,5X11,5-A2-70	
26-325-16	56777100000	001	SEALING WASHER DIN 470-10-AL	
30		001	RETROFIT. SET ONE-PART 25□ ALU CARRIAGE	
30-20	60371520100	001	CARRUAGE PLATE WELD. CPL. REIBRUEHR	
30-60	60370400600	001	PLASTIC BLOCK FOR BEARING	
30-62	56972510000	002	MUSHROOM HEAD SCREW M4X12-A2-70	
30-70	60370500601	001	ARRESTER	
30-72	57630440000	001	COUNTERS.SCR. DIN 963-M4X12-A2-70	
30-80	60381800400	001	GUIDE SHAFT	
30-82	50001510000	003	DISC SPRING DIN 151 11X6.2X0.3	
30-85	60370403400	001	BUSHING	
30-86	56327290000	001	GROOVED PIN DIN EN 28745-4X8-A2-70	
30-140	60381800504	001	CARRIER	
30-141	50002310000	001	PROTECTIVE PLUG TL-4-044	
30-142	57630540000	003	COUNTERS.SCR. DIN 963-M5X16-A2-70	
30-170	60370403500	001	BAR	
30-171	56972780000	002	MUSHROOM HEAD SCREW M6X8-A2-70	
30-175	56046530000	001	SETSCREW DIN 551-M10X35-A2-70	
30-177	60370203400	001	SEALING	
30-178	60370303700	001	HANDHOLD 28X90 M10	
30-200	60274601000	002	BOLT	

Text page 10	SE 12 D	Spare parts list No. 038.98.3.1005	Series (code No.) 90.092
------------------------	----------------	--	------------------------------------

Number in drawing	Order number	Piece	Designation	from status onwards
31	60374605002	001	RETROFITTING SET REAR WALL LEXAN TO ALU	
31-20	60370405100	001	REAR WALL	
31-40	60370401900	004	SCREW	
31-50	56739050000	004	WASHER DIN 125-A 5,3 -A2-70	
31-60	57767050000	004	SPR. LOCK WASHER DIN 128-A5-FST	
31-70	56444500000	004	HEXAGON NUT DIN 439-BM5-A2-70	
31-80	56777190000	004	SEALING WASHER DIN 470-18-A2	
40	60736200100	001	ARMOURED MAINS CABLE AC EURO L = 2.5M	
41	60476200102	001	POWER LEAD CEKON CURVED CONNECTOR	
43	40300057700	001	POWER CONNECTING CABLE	
44	40110047400	001	POWER LEAD EXPORT, AUSTRALIA	
45	60806200100	001	MAINS CABLE 3-PH.CURRENT 4POL. CEE 2.5MM	
46	40110047600	001	POWER LEAD GB	
49	60380315801	001	RUBBER BUSH W. DRILL. HOLES	
52		001	BLADE MOTOR CPL. A.C. 120V 60HZ W. THERMO	
		001	BLADE MOTOR CPL. A.C. 230V 50HZ W. THERMO	
		001	BLADE MOTOR CPL. A.C. 1.5/4-A40R	
		001	BLADE MOTOR 3-PHASE CURRENT 230/400V 50HZ W. THERMO	
		001	BLADE MOTOR 3-PHASE CURRENT 1.5/4-A40R	
		001	BLADE MOTOR 3-PHASE CURRENT SRF 1.5/4-A40R	
52-2	52022660000	001	BLADE MOTOR A.C. 120V 60HZ W. THERMO	
	52022640000	001	BLADE MOTOR A.C. 230V 50HZ W. THERMO	
	52022670000	001	MOTOR A.C. 1.5/4-A40R	
	52022610000	001	MOTOR 3-PHASE CURRENT 230/400V 50HZ W. THERMO	
	52022620000	001	MOTOR 3-PHASE CURRENT 1.5/4-A40R	
	52022630000	001	MOTOR 3-PHASE CURRENT SRF 1.5/4-A40R	
52-10	60370107201	001	WASHER	
52-11	57442160000	001	COUNTERS.SCR. DIN 7991-M6X16-A2-70	
52-20	60220104602	001	EXHAUST AIR HOOD, AT THE TOP	
52-21	40220104701	001	EXHAUST AIR HOOD, AT BOTTOM	
52-22	56739040000	003	WASHER DIN 125-A 4,3-A2-70	
52-23	56805410000	003	OVAL-HEAD SCREW DIN 7985-M4X6-5.8	
60	71092230000	001	CAPACITOR 5MF400V MP	
	71092130000	001	CAPACITOR 6 MF 400 VDB	
	76090090000	001	CAPACITOR 20 MF 220 VDB USA/CAN	
63 (V)	71401730000	002	SHORT CIRCUIT BRACKET 3131 493000408	
66	60370113800	001	HOLDING ANGLE PLATE	
68	56818470000	001	SELF-TAPP.SCREW DIN 7500-CM4X16-T20-ST	
69	57758610000	001	TOOTHED WASHER DIN 6797-A 4,3-FST	
72	60266100600	001	STRAND POWER PACK MODULE VS8	
73	60226101601	002	STRAND K1-CB SE8	
75	60385201120	001	LPB MAINS BOARD 120V SE12-D	
75-414	71452470000	001	FUSE ELEMENT 0.8 T UL NO. 19198	
75-417	71452190000	001	G-FUSE CARTRIDGE 0,5 T UL NO 19198	
75-418	71452130000	001	FUSE ELEMENT 0.4 T UL NO. 19198	

Bitte unbedingt 11-stellige **Bestell-Nr.** angeben • Please always indicate 11 digit **Order No.** • Absolutement nécessaire d'indiquer **No. de commande** (11 chiffres) • Favorisca specificarci sempre il **N. di ordine** a 11 cifre • Es imprescindible que citen el **No. de pedido** (11 guarismos)

Series (code No.) 90.092	Spare parts list No. 038.98.3.1005	SE 12 D	Text page 11
------------------------------------	--	----------------	------------------------

Number in drawing	Order number	Piece	Designation	from status onwards
90	60530101500	001	BLADE 330 MM DIAMETER	
100	60380102800	001	GUARD RING PRE-MOUNT. 0 (WITH SLIDE PIN)	
		001	GUARD RING PRE-MOUNT. 0 (WITHOUT SLIDE PIN)	
100-1	60380102902	001	GUARD RING 0	
100-2	60370107800	001	PRODUCT SUPPORTER COMPL.	
100-2-1	60370107900	001	PRODUCT SUPPORTER	
100-2-2	60540101700	001	NUT	
100-2-3	60540101800	001	COVER	
100-3	56972600000	001	MUSHROOM HEAD SCREW M5X10-A2-70	
100-4	56032750000	001	SETSCREW DIN 551-M4X75-14H	
100-6	50373961000	001	DISK MAGNET 10X6 N42	
100-7	60223506301	001	COVER	
100-9	60380402200	001	SLIDE PIN	
100-30	60274601000	003	BOLT	
101		001	GUARD RING PREASS. 18L, WITH SLIDE PIN	
		001	GUARD RING PREASS. 18L, WITHOUT SLIDE PIN	
		001	GUARD RING PREASS. 18H, WITH SLIDE PIN	
		001	GUARD RING PREASS., 18H WITHOUT SLIDE PIN	
101-1	60380103302	001	GUARD RING 18L	
	60380103901	001	GUARD RING 18H	
101-2	56032750000	001	SETSCREW DIN 551-M4X75-14H	
101-4	50373961000	001	DISK MAGNET 10X6 N42	
101-5	60223506301	001	COVER	
101-9	60380402200	001	SLIDE PIN	
101-30	60274601000	003	BOLT	
102		001	GUARD RING PRE-MOUNTED 0, WITH MAGNET	
102-1	60380170900	001	BLADE GUARD RING 0	
102-3	56972600000	001	MUSHROOM HEAD SCREW M5X10-A2-70	
102-4	56032750000	001	SETSCREW DIN 551-M4X75-14H	
102-6	50373961000	001	DISK MAGNET 10X6 N42	
102-7	60223506301	001	COVER	
102-9		001	FASTENERS PRE-MOUNT.	
102-9-1	60370161001	001	DISTANCE PIECE	
102-9-2	60370161100	001	PIN	
102-9-4	60370161900	001	LOCKING HANDLE SMALL M5 PRE-ASSEMBLED	
102-9-4-1	60370161500	001	CLAMP HANDLE SMALL M 5	
102-9-4-2	60220402101	001	COVER	
102-10	57767040000	002	SPR. LOCK WASHER DIN 128-A4-FST	
102-11	57743080000	002	SOCKET HEAD SCREW DIN 912-M4X16-A2-70	
102-12	60370161401	002	DISTANCE BOLT	
102-20	60370161300	002	LOCATION BOLT	

Text page 12	SE 12 D	Spare parts list No. 038.98.3.1005	Series (code No.) 90.092
------------------------	----------------	--	------------------------------------

Number in drawing	Order number	Piece	Designation	from status onwards
102-21	5608359000 5608398000	002 002	THREADED PIN M6X12 SETSCREW DIN 916-M6X12-A2-70	
102-30	60274601000	004	BOLT	
103		001 001 001	BLADE GUARD RING PRE-MOUNTED 18H BLADE GUARD RING PRE-MOUNTED 18H GUARD RING PRE-MOUNTED 18L	
103-1	60380160900 60380160901 60380180900	001 001 001	BLADE GUARD RING 18H (FOR PROTECTIVE PLUG) BLADE GUARD RING 18H (FOR DISTANCE BOLT) GUARD RING 18L	
103-2	56032750000	001	SETSCREW DIN 551-M4X75-14H	
103-4	50373961000	001	DISK MAGNET 10X6 N42	
103-5	60223506301	001	COVER	
103-8		001	FASTENERS PRE-MOUNT.	
103-8-1	60370161001	001	DISTANCE PIECE	
103-8-2	60370161100	001	PIN	
103-8-4	60370161900	001	LOCKING HANDLE SMALL M5 PRE-ASSEMBLED	
103-8-4-1	60370161500	001	CLAMP HANDLE SMALL M 5	
103-8-4-2	60220402101	001	COVER	
103-10	57767040000	002	SPR. LOCK WASHER DIN 128-A4-FST	
103-11	57743080000	002	SOCKET HEAD SCREW DIN 912-M4X16-A2-70	
103-12	60370161401	002	DISTANCE BOLT	
103-13	50828480000	002	PROTECTIVE PLUG 11.12249 PE-LD	
103-20	60370161300	002	LOCATION BOLT	
103-21	56064220000 56083590000	002 002	SETSCREW DIN 553-M6X16-A2-70 THREADED PIN M6X12	
103-30	60274601000	004	BOLT	
110	60370115900 60370115800 60370116000	001 001 001	GAUGE PLATE PRE-MOUNTED. 0 GAUGE PLATE MOUNTED 18L /25L GAUGE PLATE PRE-MOUNTED 18H/25H	
110-3	56453380000	002	THREADED INSERT STANDARD M10X15	
110-5	60370110801	002	THREADED PIN	
115	60544802701	001	SPECIFICATION PLATE NEUTRAL	
116	60374805100 60374805200	001 001	PROTECTION FOIL PROTECTION FOIL	
117	47509000401	001	REFERENCE PLATE ENG	
124	60384802300	001	PLATE UNIVEX SE 12 D	
125	60374801800	001	PLATE UNIVEX	

Bitte unbedingt 11-stellige **Bestell-Nr.** angeben • Please always indicate 11 digit **Order No.** • Absolutement nécessaire d'indiquer **No. de commande**
(11 chiffres) • Favorisca specificarci sempre il **N. di ordine** a 11 cifre • Es imprescindible que citen el **No. de pedido** (11 guarismos)

Series (code No.) 90.092	Spare parts list No. 038.98.3.1005	SE 12 D	Text page 13
------------------------------------	--	----------------	------------------------

Number in drawing	Order number	Piece	Designation	from status onwards
128	60384810201	001	ADHESIVE CIRCUIT DIAG. TURNABL. SE-12D/DSP	
	60384820200	001	ADHESIVE CIRCUIT DIAG. TURNABL. O.N. SE-12D/DSP	
	60384841101	001	ADHESIVE CIRCUIT TURNABL. SE-12D	
	60384850100	001	ADHESIVE CIRCUIT TURNABL. O.N. SE-12D	
	60384850101	001	ADHESIVE CIRCUIT TURNABL. O.N. SE-12D	
130	60384800120	001	ADHESIVE CIRCUIT DIAG. AC+MES SE-12D	
	60384810101	001	ADHESIVE CIRCUIT DIAG. AC SE-12D/DSP	
	60384830100	001	ADHESIVE CIRCUIT DIAG. AC SIKO SE-12D/DSP	
	60384830101	001	ADHESIVE CIRCUIT DIAG. SIKO SE-12D 120V	
	60384830102	001	ADHESIVE CIRCUIT DIAG. SIKO 120V/220V SE-12D	
	60384840101	001	ADHESIVE CIRCUIT AC SE-12D	
	60384860100	001	ADHESIVE CIRCUIT AC SIKO SE-12D	
132	51975600000	001	REFERENCE PLATE	
133	60384802700	001	IDENTIFICATION PLATE SE 12 D US	
134	60544808100	001	REFERENCE PLATE "DO NOT CLEAN WITH HOSE"	
135	47501006101	001	REFERENCE PLATE FRA MIN. INSTALLATION HIGHT	
136	47509010400	001	REFERENCE PLATE FRA	
137	67501163700	001	REFERENCE PLATE WARNING INSTRUCTIONS USA/CAN	
138	71004310000	001	CABLE TIE T 18 R (LENGTH = 100MM)	
139	67501214700	001	WARNING PLATE USA	
140		001	ACCESSORIES	
140-1	40220003400	001	PROTECTIVE BAG	
140-2	60220007800	001	SERVICE OIL BY BIZERBA 30 ML	
140-3	40950000176	001	BRUSH WITH WIPER	
140-4	50002840000	001	POLISHING CLOTH	
140-5	60220007500	001	PAPER FELT	
150	60384701000	001	ACCESSORIES FOR ELEVATED INSTALLATION	
150-1	60350005100	004	DISTANCE COLLAR L52	
150-2	57743550000	002	SOCKET HEAD SCREW DIN 912-M6X120-A2-70	
150-3	57743590000	002	SOCKET HEAD SCREW DIN 912-M6X150-A2-70	
150-6	60350102100	004	COVER PLATE	
151	60380303600	004	SHIM	
153	60370115200	001	BOLT NSF	
155	56255060000	004	ROUND-HEAD NAIL DIN 1476-3X6-AL	
156	57744870000	007	COVERING CAP RIBE SW5	
159	56255060000	002	ROUND-HEAD NAIL DIN 1476-3X6-AL	
160	60370600100	001	SHARPENER COMPL. EURO	
	60370800100	001	SHARPENER COMPL. 18H 25H	
160-1	60220600100	001	SHARPENER PREASSEMBLED	
160-1-7203	60220600202	001	HOUSING	
160-1-7210	60220600500	001	SHAFT	
160-1-7211	40110500001	001	PRESSURE SPRING 0110500001	
160-1-7212	56755650000	001	WASHER DIN 433-6,4-A2-70	
160-1-7213	57750400000	001	RETAINING WASHER DIN 6799 4	
160-1-7214	60220600600	001	BEARING BOLT	
160-1-7215	40220600800	001	HANDWHEEL	

Text page 14	SE 12 D	Spare parts list No. 038.98.3.1005	Series (code No.) 90.092
------------------------	----------------	--	------------------------------------

Number in drawing	Order number	Piece	Designation	from status onwards
160-1-7216	56805720000	001	OVAL-HEAD SCREW DIN 7985-M6X30-5.8	
160-1-7217	56739060000	001	WASHER DIN 125-A 6,4-A2-70	
160-1-7218	60220602600	001	SPACER BUSHING	
160-1-7220	56400860000	001	LOCKNUT DIN 985-M6-A2-70	
160-1-7221	60220600700	001	SHAFT	
160-1-7222	40220601000	001	PRESSURE SPRING 0.8X 6.3 X19	
160-1-7223	40220601100	001	WASHER	
160-1-7224	57750400000	001	RETAINING WASHER DIN 6799 4	
160-1-7230	40220601200	002	LEAF SPRING	
160-1-7231	60220600900	001	COVER	
160-1-7235 (V)	40110500008	002	WASHER 6.3	
160-1-7236 (V)	60223401000	001	SHARPENING DISK	
160-1-7237 (V)	60223401100	001	HONING STONE	
160-1-7238	56728640000	002	WASHER DIN 125-A 6,4-AL	
160-1-7239	56448600000	002	HEXAGON NUT DIN 439-BM6-LH-AL	
160-1-7240	60220602201	001	COVER	
160-1-7241	60220602301	001	COVER	
160-3	60370600201	001	ADAPTER 0 18L	
	60370800200	001	ADAPTER USA 18H 25H	
160-5	57463000000	005	TAPPING SCREW DIN 7981-F3,5X16 Z1-ST	
160-10	60370600302	001	CLAMPING PIECE	
160-12	56807410000	001	OVAL-HEAD HEAD SC. 10 LONG M 6X40	
160-13	56728640000	002	WASHER DIN 125-A 6,4-AL	
160-15	56400860000	001	LOCKNUT DIN 985-M6-A2-70	
160-16	60370600701	001	STAR KNOB COMPL	
160-17	60223400500	001	CAP	
160-50	60370600400	001	STOP	
160-51	60370600501	001	NUT PLATE	
160-52	56805680000	001	OVAL-HEAD SCREW DIN 7985-M6X12-5.8	
160-54	56739060000	001	WASHER DIN 125-A 6,4-A2-70	
170	60389850002	001	OPERATING INSTRUCTIONS SE 12D GER	
171	60389851002	001	OPERATING INSTRUCTIONS SE 12D ENG	
172	60389852002	001	OPERATING INSTRUCTIONS SE 12D FRAN	
173	60389853002	001	OPERATING INSTRUCTIONS SE 12D ITA	
174	60389854000	001	OPERATING INSTRUCTIONS SE 12D ESP	
175	60389856001	001	OPERATING INSTRUCTIONS SE 12D DNK	
176	60389857001	001	OPERATING INSTRUCTIONS SE 12D PRT	
188	71089580000	001	GS-CHARACTER GR. 2 97014 SE12D	
189	51908600000	001	REFERENCE PLATE,FRA	
200	47501149401	001	WARNING LABEL MOVING CARRIAGE GER	
201	47501145901	001	WARNING LABEL MOVING CARRIAGE ENG	
202	47501149301	001	WARNING LABEL MOVING CARRIAGE FRANZ	
203	47509040500	001	WARNING LABEL MOVING CARRIAGE ITA	
204	47509040600	001	WARNING LABEL MOVING CARRIAGE ESP	
205	47509040700	001	WARNING LABEL MOVING CARRIAGE PORT	
206	47509040800	001	WARNING LABEL MOVING CARRIAGE DNK	

Bitte unbedingt 11-stellige **Bestell-Nr.** angeben • Please always indicate 11 digit **Order No.** • Absolutement nécessaire d'indiquer **No. de commande**
(11 chiffres) • Favorisca specificarci sempre il **N. di ordine** a 11 cifre • Es imprescindible que citen el **No. de pedido** (11 guarismos)

Series (code No.) 90.092	Spare parts list No. 038.98.3.1005	SE 12 D	Text page 15
------------------------------------	--	----------------	------------------------

Number in drawing	Order number	Piece	Designation	from status onwards
207	47509040900	001	WARNING LABEL MOVING CARRIAGE FLA	
208	47509041000	001	WARNING LABEL MOVING CARRIAGE SWE	
209	47509041100	001	WARNING LABEL MOVING CARRIAGE NDL	
210	47509041200	001	WARNING LABEL MOVING CARRIAGE RUSS	
211	47509041300	001	WARNING LABEL MOVING CARRIAGE GREEK	
212	47509041400	001	WARNING LABEL MOVING CARRIAGE CZECH	
213	47509041500	001	WARNING LABEL MOVING CARRIAGE HUN	
214	47509041600	001	WARNING LABEL MOVING CARRIAGE POL	
215	47509041700	001	WARNING LABEL MOVING CARRIAGE SERBOCROAT	
220	47509050500	001	WARNING LABEL SHARPENING GER	
221	47509050600	001	WARNING LABEL SHARPENING ENG	
222	47509050700	001	WARNING LABEL SHARPENING FRA	
223	47509050800	001	WARNING LABEL SHARPENING ITA	
224	47509050900	001	WARNING LABEL SHARPENING ESP	
225	47509051000	001	WARNING LABEL SHARPENING PORT	
226	47509051100	001	WARNING LABEL SHARPENING DNK	
227	47509051200	001	WARNING LABEL SHARPENING FLA	
228	47509051300	001	WARNING LABEL SHARPENING SWE	
229	47509051400	001	WARNING LABEL SHARPENING NDL	
230	47509051500	001	WARNING LABEL SHARPENING RUSS	
231	47509051600	001	WARNING LABEL SHARPENING GREEK	
232	47509051700	001	WARNING LABEL SHARPENING CZECH	
233	47509051800	001	WARNING LABEL SHARPENING HUN	
234	47509051900	001	WARNING LABEL SHARPENING POL	
235	47509052000	001	WARNING LABEL SHARPENING SERBOCROAT	
240	47509000301	001	REFERENCE PLATE GER	
241	47509000401	001	REFERENCE PLATE ENG	
242	47509000501	001	REFERENCE PLATE FRA	
243	47509000601	001	REFERENCE PLATE ESP	
244	47509000701	001	REFERENCE PLATE ITA	
245	47509001301	001	REFERENCE PLATE DNK	
246	47509010201	001	REFERENCE PLATE PORT	
247	47509010301	001	REFERENCE PLATE FLEM	
248	47509020500	001	REFERENCE PLATE SWE	
249	47509020600	001	REFERENCE PLATE NDL	
250	47509020700	001	REFERENCE PLATE RUSS	
251	47509020800	001	REFERENCE PLATE GREE	
252	47509020900	001	REFERENCE PLATE SERBOCROAT	
253	47509021000	001	REFERENCE PLATE CZECH	
254	47509021100	001	REFERENCE PLATE HUN	
255	47509021200	001	REFERENCE PLATE POL	
270	60804801200	001	REFERENCE PLATE SHARP+LUBE	
307	60384802400	001	INSTRUCTIONS SE12/D	
311	71179090000	001	REDUCTION H PG 9-PG 7 DIN 46320	
312	71066090000	001	LOCKING N PG 9 DIN 46320	

Text page 16	SE 12 D	Spare parts list No. 038.98.3.1005	Series (code No.) 90.092
------------------------	----------------	--	------------------------------------

Number in drawing	Order number	Piece	Designation	from status onwards
353	60354301703	001	REMNANT HOLDER PRE-MOUN. (ULTRAS. SUPPO. PIN 3MM)	
353-2	60220405901	001	THREATED BOLT	
353-3	60220405801	001	PAN HEAD SCREW M 4X12,5	
353-5	60220402001	001	CLAMP HANDLE, SMALL	
353-6	60220402101	001	COVER	
353-7	40110201403	001	SUPPORTING PIN (3 MM)	
354	60364301703	001	REMNANT HOLDER COMPL. (ULTRAS. SUPPO. PIN 6MM)	
354-7	60364301800	001	SUPPORTING PIN (6MM)	
355	60370411700	001	REMNANT HOLDER PRE-MOUNT. (GRIVORY, SUPP. PIN 3MM)	
356	60380411700	001	REMNANT HOLDER PRE-MOUNT. (GRIVORY, SUPP. PIN 6MM)	
365	60220406801	001	CLAMP HANDLE, COMPL.	
370	60370502800	001	TOMATO GUIDE REMN. HOLD.PLATE	
370-1	60370502900	001	REMNANT HOLDER PLATE	
370-3	60370503000	002	FIXING BOLT	
370-5	60220405901	001	THREATED BOLT	
370-7	60220405801	001	PAN HEAD SCREW M 4X12,5	
370-11	60220402001	001	CLAMP HANDLE, SMALL	
370-13	60220402101	001	COVER	
372	60374600300	001	TOMATO GUIDE (PER SET=2)	
372-3	60370502600	002	SLIDER WITH RULER	
372-3-1	60370502400	001	SLIDER	
372-3-3	60370502300	001	RULER	
372-3-5	60380205800	001	SLIDE PIN	
372-3-7	57451590000	002	COUNTERS.SCR. DIN 965-M5X40-A2-70	
372-3-9	56777100000	002	SEALING WASHER DIN 470-10-AL	
372-3-11	56047810000	001	SETSCREW DIN 551-M8X16-PA	
372-5	60381801400	001	THREADED BOLT	
375		001	RULER CPL.	
375-10	60370502400	001	SLIDER	
375-15	56047810000	001	SETSCREW DIN 551-M8X16-PA	
375-20	57451590000	002	COUNTERS.SCR. DIN 965-M5X40-A2-70	
375-25	56777100000	002	SEALING WASHER DIN 470-10-AL	
375-30	60381802400	001	SLIDING BOLT	
390	60374600400	001	RETROFITT.KIT PROD.FIX.	
390-3	56008200000	002	SELF CLINCHING STUD FHS-M4-12-A2-70	
390-5	60370202400	001	GUIDE BAR	
390-7	60274600400	002	ROUND NUT	
395	60374601200	001	VEGETABLE CHUTE AND PUSHER	
395-1	60370503300	001	VEGETABLE CHUTE	
395-1-1	60370503400	001	TUBE WELDED	
395-1-3	60370502500	001	PIN	
395-1-5	29774530000	000	ADHESIVE TAPE NO.959 GR 80BR.X0.3	
395-1-7	60370502700	001	STAR KNOB (VEG CHUTE)	

Bitte unbedingt 11-stellige **Bestell-Nr.** angeben • Please always indicate 11 digit **Order No.** • Absolutement nécessaire d'indiquer **No. de commande** (11 chiffres) • Favorisca specificarci sempre il **N. di ordine** a 11 cifre • Es imprescindible que citen el **No. de pedido** (11 guarismos)

Series (code No.) 90.092	Spare parts list No. 038.98.3.1005	SE 12 D	Text page 17
------------------------------------	--	----------------	------------------------

Number in drawing	Order number	Piece	Designation	from status onwards
395-3	60370501800	001	PUSHER	
395-3-1	60370501900	001	WASHER	
395-3-3	60370502000	001	THREADED ROD	
395-3-5	56086270000	001	BALL KNOB DIN 319-C 32 M8	
400		001	BASIC PARTS STANDARD	
400-1	60380100204	001	MACHINE HOUSING	
400-2	60370103001	001	COLLET 3	
400-3	57442170000	001	COUNTERS.SCR. DIN 7991-M6X20-A2-70	
400-6	56083390000	002	SETSCREW DIN 913-M4X16-A2-70	
400-7	56032250000	004	SETSCREW DIN 551-M4X25-14H	
400-11	57345200000	002	HEXAGON SCREW DIN 933-M5X20-8.8	
400-12	56739050000	002	WASHER DIN 125-A 5,3 -A2-70	
400-13	57758500000	002	TOOTHED WASHER DIN 6797-A 5,3-FST	
400-14	60370103200	001	SEALING	
400-20	60370103301	001	BLADE BEARING, PRE-M. SE12 (UP TO DEVICE-NO. 10498129)	
400-20-1	60370112600	001	HOUSING	
400-20-2	56362680000	002	GROOVED BALL BEARING DIN 625 6006-2R	
400-20-3	60370103901	001	SPACER RING	
400-20-4	50282370000	002	DISC SPRING 54,5X40,5X0,45	
400-20-5	60370103601	001	MOUNTING RING	
400-20-6	57442080000	004	COUNTERS.SCR. DIN 7991-M4X12-A2-70	
400-20-7	60370103801	001	BLADE SHAFT	
400-20-8	50005050000	001	BUSH 18,2X20X15	
400-20-9	50003190000	001	SHAFT SEAL B1SL 18X30X7-NBR/NIRO	
400-20-11	60370104200	001	SEALING RING	
400-21		001	BLADE BEARING PRE-MOUNTED (FROM DEVICE-NO. 10498130)	
400-21-1	60370112600	001	HOUSING	
400-21-2	56362680000	002	GROOVED BALL BEARING DIN 625 6006-2R	
400-21-3	60370103901	001	SPACER RING	
400-21-4	50282370000	002	DISC SPRING 54,5X40,5X0,45	
400-21-5	60370103601	001	MOUNTING RING	
400-21-6	57442080000	004	COUNTERS.SCR. DIN 7991-M4X12-A2-70	
400-21-7	60370161700	001	CUTTER SPINDLE	
400-21-8	38002106000	001	SHORING BOLT	
400-21-11	60370104200	001	SEALING RING	
400-24	57743440000	004	SOCKET HEAD SCREW DIN 912-M6X25-A2-70	
400-25	57767060000	004	SPR. LOCK WASHER DIN 126-A6-FST	
400-26	56739060000	004	WASHER DIN 125-A 6,4-A2-70	
400-28	60370104100	001	BELT PULLEY	
400-29	60370104301	001	HEXAGONAL NUT	
400-31	60370104700	001	SPACER SLEEVE, LONG	
400-32	56765050000	001	WASHER DIN 9021-5,3-A2-70	
400-33	57767040000	001	SPR. LOCK WASHER DIN 128-A4-FST	
400-34	56456400000	001	HEXAGON NUT DIN 934-M4-A2-70	
400-36	60370104800	001	SPASER SLEEVE, SHORT	
400-37	56765050000	001	WASHER DIN 9021-5,3-A2-70	
400-38	57767040000	001	SPR. LOCK WASHER DIN 128-A4-FST	
400-39	57429350000	001	HEXAGON SCREW DIN 933-M4X35-A2-70	
400-40	60370104900	002	SEALING	
400-59	60180300028	001	BOLT 8X5	

Bitte unbedingt 11-stellige **Bestell-Nr.** angeben • Please always indicate 11 digit **Order No.** • Absolutement nécessaire d'indiquer **No. de commande** (11 chiffres) • Favorisca specificarci sempre il **N. di ordine** a 11 cifre • Es imprescindible que citen el **No. de pedido** (11 guarismos)

Text page 18	SE 12 D	Spare parts list No. 038.98.3.1005	Series (code No.) 90.092
------------------------	----------------	--	------------------------------------

Number in drawing	Order number	Piece	Designation	from status onwards
400-60	60380100301	001	CARRIAGE GUIDE COMPL. (FOR DEV. WITH SWITCH. MAN/AUTO)	
400-60-1	60380100403	001	CARRIAGE GUIDE PRE-ASSEMBLED	
400-60-1-1	60380100603	001	CARRIAGE GUIDE	
400-60-1-2	60370100700	001	ROLLER MOUNTING, PREASSEMBLED	
400-60-1-2-1	60370100801	001	ROLLER BEARING	
400-60-1-2-2	60370100900	001	BEARING BOLT	
400-60-1-2-3 (V)	40220102500	001	BALL BEARING	
400-60-1-2-4	57750800000	001	RETAINING WASHER DIN 6799 8	
400-60-1-2-5	50383650000	001	BUFFER WITH PIN F.NR.3184	
400-60-1-5 (V)	60540271900	001	MAGNET VACODYM370WZ, ROUND 10X4	
400-60-1-7	57737250001	001	CHEESE-HEAD SCREW M 8X25	
400-60-1-8	56739080000	001	WASHER DIN 125-A 8,4-A2-70	
400-60-1-9	57767080000	001	SPR. LOCK WASHER DIN 128-A8-FST	
400-60-1-10	60530300066	002	FELT RING 25.5	
400-60-1-11	60530300067	002	WASHER 26	
400-60-1-12	50001020000	002	BUSH 2530 DU 25X28X30	
400-60-1-16	57432200000	001	HEXAGON SCREW DIN 933-M8X20-A2-70	
	60370115200	001	BOLT NSF	
400-60-1-21	56980720000	001	OVAL-HEAD SCREW DIN 923-M5X4-5.8	
400-60-1-22	56453290000	001	THREADED INSERT HELI-COIL M12X9	
400-60-1-23	56044800000	001	SETSCREW DIN 551-M8X35-MS	
400-60-1-24	56456800000	001	HEXAGON NUT DIN 934-M8-X5CRNI18-10	
400-60-1-30	60370112800	001	FELT STRIP	
400-60-1-32	60370102301	001	COVER	
400-60-1-33	56818430000	002	SELF-TAPP.SCREW DIN 7500-CM4X8-T20-ST	
400-60-1-40	60380107102	001	CLAMPING LEVER PREASSEMBLED	
400-60-1-40-1	60380106001	001	CLAMPING LEVER	
400-60-1-40-2	60380106400	001	SHAFT	
400-60-1-40-3	57753400000	002	RETAINING WASHER DIN 6799-4-1.4122	
400-60-1-41	60380105700	001	THREADED ROD	
400-60-1-42	56739050000	002	WASHER DIN 125-A 5,3 -A2-70	
400-60-1-43	56400850000	002	LOCKNUT DIN 985-M5-A2-70	
400-60-1-44	60380106101	001	LOCKING DEVICE COMPL.	
400-60-1-45	56980530000	002	OVAL-HEAD SCREW DIN 923-M4X3,2-5.8	
400-60-1-47	60380106600	001	ANGLE PLATE PREASSEMBLED	
400-60-1-48	56818440000	002	SELF-TAPP.SCREW DIN 7500-CM4X12-T20-ST	
400-60-1-49	56739040000	002	WASHER DIN 125-A 4,3-A2-70	
400-60-1-50	50275070000	001	PRESSURE SPRING D-143L	
400-60-1-52	60370102901	001	INSERT	
400-60-1-53	60370102801	001	STOP	
400-60-1-54	60370102700	001	TORSION SPRING	
400-60-1-56	57347160000	002	HEXAGON SCREW DIN 933-M6X16-8.8	
400-60-1-58	57767060000	002	SPR. LOCK WASHER DIN 126-A6-FST	
400-60-5	60370102001	001	CARRIAGE SHAFT, PREASSEMBLED	
400-60-5-1	60370102102	001	CARRIAGE SHAFT	
400-60-5-2	60370102600	001	STOP RING	
400-60-5-5	60370113200	001	LEVER, PREASSEMBLED	

Bitte unbedingt 11-stellige **Bestell-Nr.** angeben • Please always indicate 11 digit **Order No.** • Absolutement nécessaire d'indiquer **No. de commande** (11 chiffres) • Favorisca specificarci sempre il **N. di ordine** a 11 cifre • Es imprescindible que citen el **No. de pedido** (11 guarismos)

Series (code No.) 90.092	Spare parts list No. 038.98.3.1005	SE 12 D	Text page 19
------------------------------------	--	----------------	------------------------

Number in drawing	Order number	Piece	Designation	from status onwards
400-60-6	60370102400	001	SHOCK ABSORBER	
400-60-7	60370102500	001	SHOCK ABSORBER SLEEVE	
400-60-8	60370107000	001	BUFFER DISK	
400-61	50275150000	001	PRESSURE SPRING D-180T	
400-62	60370101900	002	SCREW	
400-64	56777190000	002	SEALING WASHER DIN 470-18-A2	
400-85	50009811000	001	V-RIBBED BELT PJ10-406	
400-86	40110000099	002	WASHER	
400-87	56765060000	002	WASHER DIN 9021-6,4-A2-70	
400-88	57736450000	002	CHEESE-HEAD SCREW M 6X45	
400-89	57767060000	002	SPR. LOCK WASHER DIN 126-A6-FST	
400-90	60370107301	001	SPACER PREASS.	
400-91	60370107502	001	SPACER	
400-92	60370104401	001	BLADE SHAFT	
400-93	60370118201	001	HEXAGON NUT	
400-94	60370109600	001	BRAKE PULLEY	
400-95	60220200601	001	WASHER	
400-96	57767060000	001	SPR. LOCK WASHER DIN 126-A6-FST	
400-97	60370109701	001	CLAMPING NUT	
400-100	60370107100	001	GUIDE RAIL	
400-101	56338240000	001	GROOVED PIN DIN 1474-6X24 A2-70	
400-102	57743440000	002	SOCKET HEAD SCREW DIN 912-M6X25-A2-70	
400-103	57767060000	002	SPR. LOCK WASHER DIN 126-A6-FST	
400-115	60370119000	001	SERIAL CONNECTION ELEMENT COMPL.	
400-198	56269330000	001	ROUND-HEAD NAIL DIN 1476-3X6-PC	
400-200	60370105601	001	PLASTIC WHEEL	
400-202	60370105700	001	ROTARY KNOB SHAFT	
400-204	56739050000	001	WASHER DIN 125-A 5,3 -A2-70	
400-206	57767050000	001	SPR. LOCK WASHER DIN 128-A5-FST	
400-208	57747210000	001	SOCKET HEAD SCREW DIN 7984-M5X12-8.8	
400-210	60370105801	001	WASHER	
400-211	40110201009	001	WASHER	
400-214	00110000095	002	DISK SPRING	
400-215	57920040000	001	ADJUSTING RING DIN 705-A18-ST	
400-220	60270101300	001	CHART SEALING RING	
400-221	57775550000	001	RETAINING RING DIN 472-55X2	
400-222	60370119401	001	ROTARY KNOB COMPL.	
400-222-1	60223501702	001	SCALE	
400-222-3	60370119501	001	ROTARY KNOB	
400-222-5	57464230000	002	PLASTIC SCREW WN1451-K40X16-T20-10.9	
400-224	56922570000	001	RAISED COUN. SCREW DIN 964-M5X25-A2	
400-240	60380101701	001	BEARING BRACKET, PRE-MOUNTED	
400-240-1	60371101600	001	BEARING ARM	
400-240-10	57736300000	002	SOCKET HEAD SCREW DIN 912-M6X30-8.8	
400-240-12	56400860000	002	LOCKNUT DIN 985-M6-A2-70	
400-240-20	50001190000	002	BUSH MB 1815 DU	
400-240-22	60370111500	001	LEVER, PRE-ASSEMBLED	
400-240-22-1	60370111600	001	ARM	
400-240-22-5	56150360000	001	PARALLEL PIN DIN 28734-8M6X26-ST	
400-240-23	56337160000	001	GROOVED PIN DIN 1474-5X16 A2-70	
400-240-24	57736200000	001	SOCKET HEAD SCREW DIN 912-M6X20-8.8	

Bitte unbedingt 11-stellige **Bestell-Nr.** angeben • Please always indicate 11 digit **Order No.** • Absolutement nécessaire d'indiquer **No. de commande** (11 chiffres) • Favorisca specificarci sempre il **N. di ordine** a 11 cifre • Es imprescindible que citen el **No. de pedido** (11 guarismos)

Text page 20	SE 12 D	Spare parts list No. 038.98.3.1005	Series (code No.) 90.092
------------------------	----------------	--	------------------------------------

Number in drawing	Order number	Piece	Designation	from status onwards
400-240-26	57767060000	001	SPR. LOCK WASHER DIN 126-A6-FST	
400-240-27	56739060000	001	WASHER DIN 125-A 6,4-A2-70	
400-240-30	60220110100	002	THREADED PIN	
400-240-32	56083970000	002	SETSCREW DIN 916-M6X8-45H	
400-240-40	60370105900	001	SHAFT	
400-240-50	60370106201	001	WASHER	
400-240-52	56818470000	002	SELF-TAPP.SCREW DIN 7500-CM4X16-T20-ST	
400-240-54	56739040000	002	WASHER DIN 125-A 4,3-A2-70	
400-240-56	57767040000	002	SPR. LOCK WASHER DIN 128-A4-FST	
400-242	56083380000	001	THREADED PIN M 10X50	
400-244	56444820000	002	HEXAGON NUT DIN 439-BM10-A2-70	
400-246	57743430000	001	SOCKET HEAD SCREW DIN 912-M6X20-A2-70	
400-248	57767060000	001	SPR. LOCK WASHER DIN 126-A6-FST	
400-280	60370106100	001	SUPPORTING RAIL	
400-281	60370115300	001	SPACER	
400-282	57736200000	001	SOCKET HEAD SCREW DIN 912-M6X20-8.8	
400-283	56083180000	001	SETSCREW DIN 913-M6X35-A2-70	
400-284	57767060000	002	SPR. LOCK WASHER DIN 126-A6-FST	
400-285	56456600000	002	HEXAGON NUT DIN 934-M6-A2-70	
400-290	56805380000	002	OVAL-HEAD SCREW DIN 7985-M3X20-4.8	
400-291	56739030000	002	WASHER DIN 125-A 3,2-A2-70	
400-292	57767030000	002	SPR. LOCK WASHER DIN 128-A3-FST	
400-293	60380101500	001	NUT PLATE	
400-311	56739100000	002	WASHER DIN 125-A 10,5-A2-70	
400-312	57767100000	002	SPR. LOCK WASHER DIN 128-A10-FST	
400-314	56456820000	002	HEXAGON NUT DIN 934-M10-A2-70	
400-330	60370106300	001	SEALING GAUGE PLATE	
400-350	60384102100	001	SENSOR SUPPORT	
400-351	60380315100	001	NUT PLATE	
400-352	56805410000	002	OVAL-HEAD SCREW DIN 7985-M4X6-5.8	
400-353	56739040000	002	WASHER DIN 125-A 4,3-A2-70	
400-360	60370106401	001	ANGLE	
400-361	60370106501	001	ANGLE	
400-362	57736160000	004	SOCKET HEAD SCREW DIN 912-M6X16-8.8	
400-363	56739060000	004	WASHER DIN 125-A 6,4-A2-70	
400-364	57767060000	004	SPR. LOCK WASHER DIN 126-A6-FST	
400-371	60370106601	001	RAIL	
400-372	60370106700	002	BUSHING	
400-374	50998960000	001	TENSION SPRING RZ-100FX	
400-396	60370106900	001	DISTANCE WASHER	
400-397	57347160000	001	HEXAGON SCREW DIN 933-M6X16-8.8	
400-398	56739060000	001	WASHER DIN 125-A 6,4-A2-70	
400-399	57767060000	001	SPR. LOCK WASHER DIN 126-A6-FST	
400-425		001	SWITCH ANGLE MOUNTED	
400-425-1	60384106901	001	SWITCH ANGLE	
400-425-2	60386100900	001	SAFETY SWITCH S 870 + L 600 03L1R034	
400-425-3	60380101500	001	NUT PLATE	
400-425-4	56805380000	002	OVAL-HEAD SCREW DIN 7985-M3X20-4.8	
400-425-5	56739030000	002	WASHER DIN 125-A 3,2-A2-70	
400-425-6	57767030000	002	SPR. LOCK WASHER DIN 128-A3-FST	
400-426	56818440000	001	SELF-TAPP.SCREW DIN 7500-CM4X12-T20-ST	
400-427	56739040000	001	WASHER DIN 125-A 4,3-A2-70	
400-428	57767040000	001	SPR. LOCK WASHER DIN 128-A4-FST	

Bitte unbedingt 11-stellige **Bestell-Nr.** angeben • Please always indicate 11 digit **Order No.** • Absolutement nécessaire d'indiquer **No. de commande** (11 chiffres) • Favorisca specificarci sempre il **N. di ordine** a 11 cifre • Es imprescindible que citen el **No. de pedido** (11 guarismos)

Series (code No.) 90.092	Spare parts list No. 038.98.3.1005	SE 12 D	Text page 21
------------------------------------	--	----------------	------------------------

Number in drawing	Order number	Piece	Designation	from status onwards
400-450		001	HOUSING PRE-MOUNT. (UP TO DEVICE-NO. 10361573)	
400-450-1	60380315604	001	HOUSING	
400-450-3	71027230000	001	MAIN KEY ON	
400-450-6	71027210000	001	MAIN KEY OFF	
400-450-8	60386102001	001	CABLE CPU-ON/OFF SE12 D	
400-450-10	60385110102	001	LPB DISPLAY SE12-D/DSP	
400-450-12	57465130000	006	PLASTIC SCREW WN 1452-K40X8-T20-10.9	
400-450-15	71010630000	002	CABLE GLAND ST13.5 UL53015030	
400-450-16	71161130000	002	NUT M PG 13.5	
400-450-17	71011620000	001	SCREW COUPLING ST11 UL53015020	
400-450-18	71161110000	002	NUT M PG 11	
400-450-19	71010650000	002	CABLE GLAND PG7 UL53015000	
400-450-20	71161070000	003	NUT PG 7 DIN 46320	
400-450-22	71161090000	001	NUT M PG 9 DIN 46320	
400-450-23	71066090000	001	LOCKING N PG 9 DIN 46320	
400-450-25	60386400402	001	DECO FOIL	
400-450-30	60380313900	001	SILICON TUBE 900 MM	
400-451	56739040000	004	WASHER DIN 125-A 4,3-A2-70	
400-452	56456400000	004	HEXAGON NUT DIN 934-M4-A2-70	
400-453	57767040000	004	SPR. LOCK WASHER DIN 128-A4-FST	
400-455	60387010123	001	PROGR.+ LPB SE12D/DSP (STANDARD)	
400-455-1-530 (V)	71451530000	001	FUSE ELEMENT 4.0 H NO. 19181	
400-455-10	60380316602	001	CARRIER SHEET	
400-455-12	71067270000	004	SPACER 15.9 LPR 8523 N	
400-455-14	57451340000	001	COUNTERS.SCR. DIN 965-M4X35-A2-70	
400-455-16	56456400000	001	HEXAGON NUT DIN 934-M4-A2-70	
400-455-18	56765040000	001	WASHER DIN 9021-4,3-A2-70	
400-455-20	60386405001	001	THERMAL LEADING FILM POWER MODUL	
400-455-22	71512010000	001	POWER MODUL 17A 02NEB066V3	
400-456	60386102100	001	RED RIBBON CABLE	
400-460	60386102200	001	STRAND SL L= 300 SE12-D	
400-463	60380314801	004	BUSHING	
400-464	50001940000	004	O-SEAL 6X3	
400-465	56818470000	004	SELF-TAPP.SCREW DIN 7500-CM4X16-T20-ST	
400-467	57758610000	008	TOOTHED WASHER DIN 6797-A 4,3-FST	
400-470	60380316700	002	SUPPORTING BOLT (65MM)	
	60380316701	004	SUPPORTING BOLT (64,2MM)	
400-473	60380317100	002	FIXING BOLT (25MM)	
400-475	60380317500	001	ANGLE	
400-478	60380315400	001	BASE PLATE	
400-479	56805750000	002	OVAL-HEAD SCREW DIN 7985-M4X12-T20-5.8	
400-482	57767040000	002	SPR. LOCK WASHER DIN 128-A4-FST	
400-522	60386100301	001	SWITCH S870+L500 03L1R032	
400-550		001	CARRIAGE DRIVE SE-12D (W/O THERM. INSUL., W/O BUSHES)	
400-550-4	60380307001	001	BEARING PEDESTAL	
400-550-5	56362670000	001	GROOVED BALL BEARING DIN 625 6302-RSZ	
400-550-6	60380302900	001	WASHER	
400-550-7	57264250000	003	HEXAGON SCREW DIN 931-M6X50-A2-70	
400-550-8	56739060000	003	WASHER DIN 125-A 6,4-A2-70	

Text page 22	SE 12 D	Spare parts list No. 038.98.3.1005	Series (code No.) 90.092
------------------------	----------------	--	------------------------------------

Number in drawing	Order number	Piece	Designation	from status onwards
400-550-9	57767060000	003	SPR. LOCK WASHER DIN 126-A6-FST	
400-550-11	60380307101	001	SHAFT 6006 RSZ	
400-550-12	56362680000	001	GROOVED BALL BEARING DIN 625 6006-2R	
400-550-15	60380306201	001	BELT PULLEY 2 COMPL. HTD 5M	
400-550-16	50282370000	001	DISC SPRING 54,5X40,5X0,45	
400-550-20	60380302402	001	DISK	
400-550-21	57451630000	001	COUNTERS.SCR. DIN 965-M6X10-A2-70	
400-550-23	60112000029	001	WASHER 6.2	
400-550-24	56806640000	001	OVAL-HEAD SCREW DIN 7985-M6X10-A2-70	
400-550-30	60380306401	001	BEARING, COMPL. HTD 5M	
400-550-30-1	60380303001	001	SHAFT	
400-550-30-2	56362640000	001	GROOVED BALL BEARING DIN 625 6002-RSZ	
400-550-30-3	60380303102	001	BUSH	
400-550-30-4	50001680000	001	DISC SPRING 31,7X20,4X0,3	
400-550-30-5	60380306701	001	BELT PULLEY 3 COMPLETE HTD 5M	
400-550-30-7	56362640000	001	GROOVED BALL BEARING DIN 625 6002-RSZ	
400-550-30-8	56765060000	001	WASHER DIN 9021-6,4-A2-70	
400-550-30-9	56806640000	001	OVAL-HEAD SCREW DIN 7985-M6X10-A2-70	
400-550-31	57431160000	004	HEXAGON SCREW DIN 933-M6X16-A2-70	
400-550-32	56765060000	004	WASHER DIN 9021-6,4-A2-70	
400-550-33	57767060000	004	SPR. LOCK WASHER DIN 126-A6-FST	
400-550-49	60380304401	001	CARRIAGE MOTOR SE12 D	
400-550-49-3	60380306501	001	BELT PULLEY 1 COMPLETE HTD 5M	
400-550-49-7	60223506600	001	WASHER	
400-550-49-9	57429100000	001	HEXAGON SCREW DIN 933-M4X10-A2-70	
400-550-56	57743430000	003	SOCKET HEAD SCREW DIN 912-M6X20-A2-70	
400-550-57	56765060000	003	WASHER DIN 9021-6,4-A2-70	
400-550-58	57767060000	003	SPR. LOCK WASHER DIN 126-A6-FST	
400-550-70	50009531000	001	TOOTHED BELT HTD 550-5M-16	
400-550-75	50009532000	001	TOOTHED BELT HTD 1050-5M-16	
400-551	60380303502	002	PLATE	
400-552	57767080000	003	SPR. LOCK WASHER DIN 128-A8-FST	
400-553	60800105000	001	WASHER 8,2 X 13,8 X 0,8	
	00610300005	001	WASHER 8.2 (USA)	
400-554	60380311200	003	BOLT (L=79MM)	
	60380311201	002	BOLT (L=80,2MM)	
	60380312301	001	BOLT (L=81,2MM)	
400-555	60380312201	002	BASE PLATE	
400-556	57736300000	002	SOCKET HEAD SCREW DIN 912-M6X30-8.8	
	57743440000	002	SOCKET HEAD SCREW DIN 912-M6X25-A2-70	
400-557	57767060000	002	SPR. LOCK WASHER DIN 126-A6-FST	
400-558	56739060000	002	WASHER DIN 125-A 6,4-A2-70	
400-565	60380102301	001	FISH PLATE	
400-566	57429060000	002	HEXAGON SCREW DIN 933-M4X6-A2-70	

Bitte unbedingt 11-stellige **Bestell-Nr.** angeben • Please always indicate 11 digit **Order No.** • Absolutement nécessaire d'indiquer **No. de commande** (11 chiffres) • Favorisca specificarci sempre il **N. di ordine** a 11 cifre • Es imprescindible que citen el **No. de pedido** (11 guarismos)

Series (code No.) 90.092	Spare parts list No. 038.98.3.1005	SE 12 D	Text page 23
------------------------------------	--	----------------	------------------------

Number in drawing	Order number	Piece	Designation	from status onwards
400-575		001	BASEPLATE MOUNTED (WITH SWITCHING MAN/AUTO)	
400-575-1	60380315701	001	BOTTOM PLATE	
400-575-2	60380312700	001	COUPLING BAR PREASSEMBLED	
400-575-3	60380313000	003	FISH PLATE	
400-575-4	60380313100	001	SWITCH ROD	
400-575-5	60380313200	004	GUIDE RING	
400-575-6	57464230000	004	PLASTIC SCREW WN1451-K40X16-T20-10.9	
400-575-8	56359360000	001	GROOVED PIN DIN 1473-4X10-A2	
400-575-9	56087121000	001	MUSHR.-SH. HANDLE GN 77-35-M8	
400-575-13	57429120000	001	HEXAGON SCREW DIN 933-M4X12-A-70	
400-575-14	56400890000	001	LOCKNUT DIN 985-M4-A2-70	
400-576	56739040000	003	WASHER DIN 125-A 4,3-A2-70	
400-577	56805430000	003	OVAL-HEAD SCREW DIN 7985-M4X10-5.8	
400-578	60380314501	002	SPACER	
400-580	56187990000	002	PARALLEL PIN DIN 7-6M6X16-A2	
400-581	60380311501	002	SPACER	
400-582	60610000400	004	RUBBER FOOT	
400-583	57743510000	002	SOCKET HEAD SCREW DIN 912-M6X60-A2-70	
400-584	57743530000	002	SOCKET HEAD SCREW DIN 912-M6X90-A2-70	
400-586	56806700000	001	OVAL-HEAD SCREW DIN 7985-M6X25-A2-70	
400-587	56806650000	002	OVAL-HEAD SCREW DIN 7985-M6X12-A2-70	
400-588	56739060000	003	WASHER DIN 125-A 6,4-A2-70	
400-589	60140000601	003	WASHER 10.9X2	
400-590	60380313700	001	VENTILATING COMPARTMENT	
400-591	56765040000	004	WASHER DIN 9021-4,3-A2-70	
400-592	57465080000	004	PLASTIC SCREW WN 1452-K40X12-T20-10.9	
400-595	56806430000	003	OVAL-HEAD SCREW DIN 7985-M4X10-A2-70	
400-596	56739040000	003	WASHER DIN 125-A 4,3-A2-70	
400-600	57630620000	004	COUNTERS.SCR. DIN 963-M6X12-A2-70	
400-605	60370116900	001	BLADE COVER, PREA. SE 12 (UP TO DEVICE-NO. 10498129)	
400-605-4	57630530000	002	COUNTERS.SCR. DIN 963-M5X12-A2-70	
400-605-5	60800108400	001	BRACKET HANDLE 100XM5	
400-606	60370112501	001	THREE-SQUARE KNOB, PREASSEMBLED	
400-606-1	60370108301	001	THREE-SQUARE HANDLE	
400-606-2	60370108500	001	THREADED BOLT	
400-609	60384600100	001	CONVERSION DEFLECTOR PLASTIC	
400-609-10	60380107802	001	SUPPORTER	
400-609-45	57735250000	001	SOCKET HEAD SCREW DIN 912-M5X25-8.8	
400-609-46	57767050000	001	SPR. LOCK WASHER DIN 128-A5-FST	
400-609-47	50828480000	001	PROTECTIVE PLUG 11.12249 PE-LD	
400-609-609	60380108301	001	INTERMEDIATE PIECE PRE-MOUNT	
400-609-609-1	60380108401	001	ADAPTOR	
400-609-609-2	56359360000	002	GROOVED PIN DIN 1473-4X10-A2	
400-609-609-3	60380108502	001	SUPPORT BRACKET	
400-609-630	60380108600	001	WASHER	
400-609-632	60380107901	001	BEARING BOLT	
400-609-635	60380107600	001	DEFLECTOR	
400-609-637	60223506500	001	BRAKE PULLEY	
400-609-639	60610300019	002	THRUST WASHER	
400-609-641	60540102400	001	ADJUSTING BOLT	

Bitte unbedingt 11-stellige **Bestell-Nr.** angeben • Please always indicate 11 digit **Order No.** • Absolutement nécessaire d'indiquer **No. de commande** (11 chiffres) • Favorisca specificarci sempre il **N. di ordine** a 11 cifre • Es imprescindible que citen el **No. de pedido** (11 guarismos)

Text page 24	SE 12 D	Spare parts list No. 038.98.3.1005	Series (code No.) 90.092
------------------------	----------------	--	------------------------------------

Number in drawing	Order number	Piece	Designation	from status onwards
400-609-643	50003040000	001	DECORATIVE PIN MESSRS. INDEN NO4115 WHIT	
400-609-645	60380108002	001	EXCENTRIC WASHER	
400-609-647	60240503100	001	HEXAGON SCREW DIN 933 M4X10-A2-70	
400-620	60370108700	001	SHAFT	
400-621	56083980000	001	SETSCREW DIN 916-M6X12-A2-70	
400-622	60370108900	001	LOCKING SLIDER, COMPL.	
400-623	60370110700	001	BEARING BOLT	
400-624	60800105000	001	WASHER 8,2 X 13,8 X 0,8	
400-625	57750600001	001	RETAINING WASHER DIN 6799 6	
400-649	60384800500	001	PLATE TYPE OF DRIVE	
400-650	60800116900	002	BIZERBA CHARACTER FONT	
400-653	51977600000	001	WARNING PLATE WITH DANGER ARROW	
401		001	BASIC PARTS (DEVICE WITHOUT SWITCHING MAN/AUTO)	
401-1	60380100205	001	MACHINE HOUSING (FOR BLADE BEARING PRE-MOUNTED)	
401-60		001	CARRIAGE GUIDE CPL. (DEVICE W/O SWITCHING MAN/AUTO)	
401-60-1		001	CARRIAGE GUIDE PREASS.	
401-60-1-1	60380100604	001	CARRIAGE GUIDE	
401-450	60380314107	001	HOUSING PREASS. (FROM DEVICE-NO. 10361574)	
401-450-21	71066070000	001	CABLE GLAND N PG 7 DIN 46320	
401-478	60380315402	001	MOUNTING PLATE	
401-550		001	CARRIAGE DRIVE SE12D (W/O THERM. INSUL., WITH BUSHES)	
401-550-2	60380303903	001	CARRIER	
401-550-50	52004099000	001	MOTOR UE 321 TH617 A	
401-550-59	50005070000	003	BUSH JSM0608-06 6X8X6	
401-560	60384112500	001	CLAMPING PLUG	
401-561	57743440000	002	SOCKET HEAD SCREW DIN 912-M6X25-A2-70	
401-562	56739060000	002	WASHER DIN 125-A 6,4-A2-70	
401-563	57767060000	002	SPR. LOCK WASHER DIN 126-A6-FST	
401-570	60380315701	001	BOTTOM PLATE	
401-571	40220000201	001	PROTECTIVE PLUG 12.2 KNURLED	
401-605	60370160202	001	BLADE COVER CPL. (FROM DEVICE-NO. 10498130)	
401-605-1	60370160402	001	BLADE COVER	
401-605-2	60370160501	001	THREADED BUSHING	
401-605-4	57630530000	002	COUNTERS.SCR. DIN 963-M5X12-A2-70	
401-605-5	60800108400	001	BRACKET HANDLE 100XM5	
407		001	BASIC PARTS (DECENTRALLY FASTENING BLAD COVER)	
407-1	60380162000	001	MACHINE HOUSING	
407-1-20	60370160100	001	HUSING LOCKING UNIT	
407-550		001	CARRIAGE DRIVE SE12D (WITH THERM.INSUL., WITH BUSH.)	
407-550-56	57743440003	003	SOCKET HEAD SCREW DIN 912-M6X25-A2-70	
407-550-61	60384112601	001	INSULATING PLATE	
407-550-63	56764070000	003	WASHER DIN 9021-6,4-PA66	

Bitte unbedingt 11-stellige **Bestell-Nr.** angeben • Please always indicate 11 digit **Order No.** • Absolutement nécessaire d'indiquer **No. de commande** (11 chiffres) • Favorisca specificarci sempre il **N. di ordine** a 11 cifre • Es imprescindible que citen el **No. de pedido** (11 guarismos)

Series (code No.) 90.092	Spare parts list No. 038.98.3.1005	SE 12 D	Text page 25
------------------------------------	--	----------------	------------------------

Number in drawing	Order number	Piece	Designation	from status onwards
408		001	BASIC PARTS + BLATE DEACTIVATION (USA)	
408-59	60810100700	001	LOCKING PIN	
408-354	60386100602	001	SENSOR COMPLETE INITIAL STATE SE 12D	
408-355	60386100702	001	SENSOR COMPL. CUT. SE12D	
408-425	60380106801	001	SWITCH ANGLE MOUNTED	
408-425-1	60380106901	001	CONTACTOR ANGLE	
408-450		001	HOUSING PRE-MOUNT. + BLADE DEACTIVATION	
408-450-1	60380315601	001	COVER, UP TO 1908161	
408-450-5	60666401100	004	THRUST WASHER	
408-450-7	50003680000	002	O-SEAL 20X1,0	
408-450-9	57465080000	006	PLASTIC SCREW WN 1452-K40X12-T20-10.9	
408-450-24	60385100121	001	LPB KEYBOARD DISPLAY SE12-D	
408-450-24-405	60386402001	002	SPACER	
408-450-24-416	71119000000	001	GLOW LAMP 24V 1200110000	
408-450-25	60386400401	001	DECO FOIL SE 12 D	
408-450-30	29286020000	000	SILICON TUBE 2X0,5MM	
408-520	60386100101	001	CABLE DISPLAY-MAINS BOARD 5P SE 12-D	
408-521	60386100201	001	CABLE DISPLAY-CPU SE 12-D	
408-522	60386101200	001	SWITCH S870+L500 03LXXXXX	
408-523	60386100401	001	CABLE 4 MAINS BOARD-CPU SE 12-D	
408-524	60386100501	001	CABLE 5 MAINS BOARD-CPU SE 12-D	
408-525	60386100800	001	CABLE DISPLAY-MAINS BOARD 2P SE 12-D	
408-526	60386101300	001	CABLE DISPLAY-MAINS BOARD SE 12-D	
408-530	60385001109	001	LPB CPU DRIVE+BLADE SE12-D USA	
411		001	BASIC PARTS (BLADE BEARING SE 12,TRANSFORMER, ITA)	
411-1	60383100200	001	MACHINE HOUSING (BLADE BEARING SE 12,TRANSFORMER)	
411-360	60383106401	001	ANGLE	
411-425		001	SWITCH ANGLE MOUNTED	
411-425-1	60383106901	001	SWITCH ANGLE	
411-430		001	TRANSFORMER PRE-MOUNTED	
411-430-1	60386001001	001	TRANSFORMER RK 400V/230V SE12-D-ITA	
411-430-2	60383107500	001	MOUNTING PANEL	
411-430-3	57236600000	001	HEXAGON SCREW DIN 931-M6X60-8.8	
411-430-4	56765060000	002	WASHER DIN 9021-6,4-A2-70	
411-430-5	56400860000	001	LOCKNUT DIN 985-M6-A2-70	
411-435	57451520000	002	COUNTERS.SCR. DIN 965-M5X10-A2-70	
411-455	60387020114	001	PROGR.+LP-B SE12-D/ DSP DR.O.N	
411-522	60386100900	001	SAFETY SWITCH S 870 + L 600 03L1R034	
414		001	BASICPARTS (BLADE BEARING, WITH TRANSFORMER)	
414-1	60383100201	001	MACHINE HOUSING (BLADE BEARING, WITH TRANSFORMER)	

Text page 26	SE 12 D	Spare parts list No. 038.98.3.1005	Series (code No.) 90.092
------------------------	----------------	--	------------------------------------

Number in drawing	Order number	Piece	Designation	from status onwards
416		001	BASIC PARTS (SIKO WITH SWITCHING MAN/AUTO)	
416-60		001	CARRIAGE GUIDE COMPL. COMPL.(SIKO WITH SWITCHING M/A)	
416-60-1		001	CARRIAGE GUIDE PRE-MOUNTED (SIKO WITH SWITCHING M/A)	
416-60-1-1	60384100600	001	CARRIAGE GUIDE	
416-60-1-35	60384108400	001	SENSOR TAKE-UP UNIT	
416-60-1-36	56739060000	001	WASHER DIN 125-A 6,4-A2-70	
416-60-1-37	57767060000	001	SPR. LOCK WASHER DIN 126-A6-FST	
416-60-1-38	57743440000	001	SOCKET HEAD SCREW DIN 912-M6X25-A2-70	
416-60-1-47	60384106600	001	ANGLE PRE-ASSEMBLED	
416-60-1-48	57451290000	002	COUNTERS.SCR. DIN 965-M4X10-T20-4.8	
416-60-1-60	60386111101	001	TOWING CABLE SENS. SIKO SE12-D 120V	
416-60-1-60-1		001	TOWING CABLE SIKO SE12-D 120V	
416-60-1-60-1-1	71070190000	001	CHAIN FLEX CABLE CF2 CF2.01.12	
416-60-1-60-1-3	71228760000	001	ENERG. CHAIN 08 08100380	
416-60-1-60-1-5	71228820000	001	CONNECTION PART WITH BOLT 080.10.2PZ	
416-60-1-60-1-6	71228810000	001	CONNECTION PART WITH HOLE 080.10.1PZ	
416-60-1-60-1-9	71011620000	001	SCREW COUPLING ST11 UL53015020	
416-60-1-60-1-13	71400420000	001	STOP BRACKET 926477-1	
416-60-1-60-1-19	71400440000	013	CONTACT BUSHING 1 POLE 2-167301-4	
416-60-1-60-1-21	71400470000	001	ENCODING PIN 926519-2	
416-60-1-66	57451250000	002	COUNTERS.SCR. DIN 956-M4X30-A2-70	
416-60-1-68	57451090000	002	COUNTERS.SCR. DIN 965-M3X8-T10-4.8	
416-60-1-72	71004310000	002	CABLE TIE T 18 R LENGTH = 100MM	
416-100	60384107100	001	GUIDE RAIL (SIKO)	
416-320	60384112300	001	FOOT PLATE WITH SLOT	
	60384112301	001	FOOT PLATE WITH SLOT	
416-321	57442160000	001	COUNTERS.SCR. DIN 7991-M6X16-A2-70	
416-322	56739060000	001	WASHER DIN 125-A 6,4-A2-70	
416-323	57767060000	001	SPR. LOCK WASHER DIN 126-A6-FST	
416-324	57736300000	001	CHEESE-HEAD SCREW M 6X30	
416-326	60384108500	001	SUPPORT	
416-327	56739060000	001	WASHER DIN 125-A 6,4-A2-70	
416-328	57767060000	001	SPR. LOCK WASHER DIN 126-A6-FST	
416-329	57743440000	001	SOCKET HEAD SCREW DIN 912-M6X25-A2-70	
416-331	60384108601	001	CONVEYOR SUPPORTING UNIT PRE-ASSEMB.	
416-331-1	60384108701	001	CONVEYOR SUPPORTING UNIT	
416-331-3	60384108800	001	MAGNET BAND	
416-332	56739060000	001	WASHER DIN 125-A 6,4-A2-70	
416-333	57767060000	001	SPR. LOCK WASHER DIN 126-A6-FST	
416-334	57431250000	001	HEXAGON SCREW DIN 933-M6X25-A2-70	
416-335	60384109200	001	SPASER RING	
416-339	56739040000	001	WASHER DIN 125-A 4,3-A2-70	
416-340	57767040000	001	SPR. LOCK WASHER DIN 128-A4-FST	
416-341	56818440000	001	SELF-TAPP.SCREW DIN 7500-CM4X12-T20-ST	
416-342	57450600000	001	COUNTERS.SCR. DIN 965-M6X50-A2-70	
416-343	60384109101	001	THREADED SLEEVE	
416-344	56739060000	002	WASHER DIN 125-A 6,4-A2-70	
416-345	57767060000	001	SPR. LOCK WASHER DIN 126-A6-FST	

Bitte unbedingt 11-stellige **Bestell-Nr.** angeben • Please always indicate 11 digit **Order No.** • Absolutement nécessaire d'indiquer **No. de commande** (11 chiffres) • Favorisca specificarci sempre il **N. di ordine** a 11 cifre • Es imprescindible que citen el **No. de pedido** (11 guarismos)

Series (code No.) 90.092	Spare parts list No. 038.98.3.1005	SE 12 D	Text page 27
------------------------------------	--	----------------	------------------------

Number in drawing	Order number	Piece	Designation	from status onwards
416-346	5645660000	002	HEXAGON NUT DIN 934-M6-A2-70	
416-347	60384109000	001	BASE PLATE	
	60384109001	001	BASE PLATE	
416-348	71169060000	001	FIXTURE CLIP HP-6N	
416-349	56739040000	001	WASHER DIN 125-A 4,3-A2-70	
416-350	56818440000	001	SELF-TAPP.SCREW DIN 7500-CM4X12-T20-ST	
416-351	56818430000	001	SELF-TAPP.SCREW DIN 7500-CM4X8-T20-ST	
416-353	57451090000	002	COUNTERS.SCR. DIN 965-M3X8-T10-4.8	
416-355	71004310000	002	CABLE TIE T 18 R LENGTH = 100MM	
416-455	60387030103	001	PROGR.+LPB SIKO SE12D/ 120V	
416-550		001	CARRIAGE DRIVE SE12D-SIKO	
416-550-49	60384114400	001	CARRIAGE MOTOR SIKO COMPL.	
416-555	60384112200	001	FOOT PLATE	
	60384112201	001	FOOT PLATE	
416-583	57743520000	002	SOCKET HEAD SCREW DIN 912-M6X70-A2-70	
417		001	BASIC PARTS (SIKO W/O SWITCHING MAN/AUTO)	
417-60		001	CARRIAGE GUIDE COMPL. (SIKO W/O SWITCHING MAN/AUTO)	
417-60-1		001	CARRIAGE GUIDE PRE-MO. (SIKO W/O SWITCHING MAN/AUTO)	
417-60-1-1	60384100601	001	CARRIAGE GUIDE	
417-60-1-47	60384106700	001	ANGLE	
417-338	60384106900	001	SWITCH ANGLE	
	60384106901	001	SWITCH ANGLE	
417-450		001	HOUSING PRE-MOUNTED (SIKO W/O SWITCHING MAN/AUTO)	
417-450-10	60385111102	001	LPB KEYB.DISPL. UL	
417-450-14	71010820000	001	CABLE GLAND M16 UL 53111010	
417-450-22	71161170000	001	NUT GMP-GL M16	
417-550		001	CARRIAGE DRIVE SE 12D SIKO	
417-550-50	52004081000	001	MOTOR UE 321 TH/583 DIRECT CURRENT	
419		001	BASIC PARTS (SIKO, WITHOUT SWITCHING MAN/AUTO)	
419-450		001	HOUSING PRE-MOUNTED (SIKO, WITHOUT SWITCHING)	
419-450-10	60385110102	001	LPB DISPLAY SE12-D/DSP	
8500	60374602000	001	BLADE SHAFT REPAIR KIT	
8500-3	60374602200	001	LOCK NUT REPAIR KIT USA	
8500-5	60374602300	001	THREE-SQUARE HANDLE PRE-ASSEMBL.REP.KIT	
8500-5-1	60370108301	001	THREE-SQUARE HANDLE	
8500-5-3	60374602400	001	THREADED ROD REP: KIT	
8500-7	60370109600	001	BRAKE PULLEY	

Text page 28	SE 12 D	Spare parts list No. 038.98.3.1005	Series (code No.) 90.092
------------------------	----------------	--	------------------------------------

Number in drawing	Order number	Piece	Designation	from status onwards
9900	95972940000	001	SCREW SEALING ADHESIVE LOCTITE 243 10M	
9901	95972840000	001	SCREW SEALING ADHESIVE LOCTITE 648 10M	
9902	95972870000	001	SCREW SEALING ADHESIVE 50ML LOCTIT.638	
9903	95972990000	001	SCREW SEALING ADHESIVE LOCTITE 290 50ML	
9904	95943800000	001	PATTEX GLUE TUBE / 125 GR	
9905 (V)	96055070000	001	GREASE PARALIQ GA 343	
9907	94008900058	001	KLUEBERSYNTH UH1 64-62/25G (BIZERBA)	
9908 (V)	96055080000	001	KLUEBERSYNTH UH1 64-62/25KG	
9909	95944300000	001	KITCHEN SILICONE BY KNAUF ELASTO4710	
9910	94008900058	001	KLUEBERSYNTH UH1 64-62/25G (BIZERBA)	
9911	95972710000	001	SICOMET ADHESIVE H CONTACT	